



Effects of changes in the economic environment on diet- and physical activity-related behaviours and corollary outcomes: a large-scale scoping review

Ian Shemilt, Gareth J. Hollands, Theresa M. Marteau*, Susan A. Jebb
Michael P. Kelly, Ryota Nakamura, Marc Suhrcke, David Ogilvie

A PLoS One article based on this work is currently available from:

<http://www.plosone.org/article/info%3Adoi%2F10.1371%2Fjournal.pone.0075070>

BHRU Behaviour and Health
Research Unit

The Behaviour and Health Research Unit (BHRU) is funded by the Department of Health Policy Research Programme as the Policy Research Unit in Behaviour and Health (PR-UN-0409-10109). The views expressed in this paper are those of the authors and not necessarily those of the Department of Health.

*Contact author: theresa.marteau@medschl.cam.ac.uk

Contents

	<i>Page</i>
Executive Summary	3
Introduction	8
Methods	11
Results	19
Discussion	49
Acknowledgements	57
References	58
- <i>Included studies</i>	<i>58</i>
- <i>Borderline articles</i>	<i>142</i>
- <i>Excluded articles</i>	<i>146</i>
- <i>Articles identified but not assessed</i>	<i>158</i>
- <i>Additional references</i>	<i>188</i>
Appendix 1: Search strategies, dates and yields	191

How to cite:

Shemilt I, Hollands GJ, Marteau TM, Jebb SA, Kelly MP, Nakamura R, Suhrcke M, Ogilvie D. *Effects of changes in the economic environment on diet- and physical activity-related behaviours and corollary outcomes: a large-scale scoping review*. Cambridge: Behaviour and Health Research Unit, 2013.

Boxes

	<i>Page</i>
Box 1. Study eligibility criteria	12
Box 2. Title and abstract screening codes	15
Box 3. Full-text screening codes	17

Tables

	<i>Page</i>
Table 1. Intervention study populations by country, target population and study type	25
Table 2. Studies of interventions to promote diet	26
Table 3. Studies of interventions to promote physical activity	27
Table 4. Intervention types identified and brief summaries of evidence	38

Figures

	<i>Page</i>
Figure 1. Simple conceptual framework	11
Figure 2. PRISMA flow diagram	20
Figure 3. Included studies by broad study type and population(s)	23
Figure 4. Studies of exposures by study populations	24
Figure 5. Primary studies of interventions: intervention category by outcome domain	28

Executive Summary

Background

Changing the economic environment has some potential to influence patterns of diet and physical activity and thereby improve population health and reduce inequalities. We conducted a systematic scoping review to identify and describe current evidence for the effects of either specific interventions that change prices or income, or general exposure to variations in prices or income, on diet- and physical activity-related behaviours, their proximal consequences (food, energy or nutrient intake or energy expenditure) and their more distal consequences (risk factors for non-communicable diseases).

Methods

Highly sensitive systematic electronic searches were conducted in parallel with snowball searches to capture the breadth and depth of relevant literature. Retrieved records were prioritised for manual screening using text-mining technologies. A core dataset was extracted from eligible full-text articles to inform assessment of the existing empirical evidence.

Results

Overview

1,053,908 unique records were retrieved, with 52,696 abstracts manually screened for eligibility. 880 full-text articles were included in the final review, of which 81% focused on high income country populations and 4% included a focus on UK populations. 22% of studies incorporated evidence relating to specific interventions, of which the large majority (89%) focused on diet-related outcomes.

Economic correlates and determinants of target outcomes

The literature on associations between prices or income and diet- or physical activity-related outcomes is difficult to interpret. These associations may often be non-linear, moderated by a wide range of other factors and mediated by complex mechanisms. In addition, many studies reported null associations or statistically significant associations in the opposite direction to that expected. This suggests that while evidence from observational studies could provide pointers for potential interventions, generalised propositions about the causal pathways linking economic

incentives, diet and physical activity must be treated with caution and extrapolations from economic theory need to be tested empirically.

Interventions

Four main categories of interventions were encountered across studies conducted in high income countries: price promotions (19%), taxes (33%), supply-side subsidies (26%) and transfer payments (47%). These interventions alter incentives by changing prices except for transfer payments, which alter incentives by changing income. In general, evidence for the effects of these interventions was mixed or equivocal, with few consistent overall patterns of findings. No eligible studies of direct (minimum or maximum) pricing legislation were identified. Personal financial incentives were not considered in this review. Studies used a variety of quasi-experimental and simulation designs that vary considerably in the degree to which they support causal inferences concerning the effects of interventions, and were heterogeneous with respect to the populations, interventions, comparators or counterfactuals, outcomes and moderators assessed.

The available evidence as reported by study authors (but not critically appraised in this review) is summarised by behavioural domain and intervention category as follows:

Diet

Price promotions: Studies typically assessed simple discounts applied to healthy foods and non-alcoholic beverages. One relatively homogeneous cluster of studies of simple discounts on healthy foods in vending machines or cafeterias in schools or workplaces consistently reported that reducing the unit retail prices of healthier foods and beverages was associated with increased purchasing of those foods. This finding provides *prima facie* evidence of the likely presence of a beneficial effect of simple discounts on purchasing of healthier foods. Few studies of other types of price promotion, such as multi-buy deals, price-pack deals, price deals, introductory pricing or rebates, were identified.

Taxes: Studies typically evaluated taxes on less healthy foods or non-alcoholic beverages, or specific nutrients (e.g. fats or sugars), usually by modelling the impacts of relatively small hypothetical tax changes rather than by studying real-world tax reforms. These studies typically predicted that taxes would lead to small or moderate reductions in levels of purchasing; a subset typically predicted negligible impacts on weight status. Several authors noted that higher tax rates might be needed to have a meaningful impact, and several

highlighted the potentially regressive nature of such taxes. Few studies modelled potential supply-side responses (such as product reformulation to avoid taxes). Those that did typically found that such responses attenuated the predicted benefits, suggesting that studies that had not modelled such effects may have overestimated the benefits of taxes.

Supply-side subsidies: Studies assessed supply-side subsidies applied to school meals (61%), healthy foods (27%), healthy non-alcoholic beverages (9%), specific nutrients (9%), agricultural subsidies or subsidy removal (3%), other meals (3%) or food transportation or delivery (3%). Both within and across studies of the US National School Lunch Program (NSLP) and the School Breakfast Program (SBP), mixed results were reported with respect to large sets of outcomes relating to food or nutrient intake and (or) body weight status. Primary studies of subsidies on healthier foods, healthier non-alcoholic beverages and specific nutrients typically used a similar modelling approach to that described above for taxes, incorporated similar assumptions and reported similarly equivocal findings.

Transfer payments: Transfer payments included restricted or unrestricted income transfers, welfare benefits or welfare assistance programs and tax credits. 90% of studies investigated the US Supplemental Nutrition Assistance Program (SNAP - formerly known as the Food Stamp Program) or the Special Supplemental Nutrition Program for Women Infants and Children (WIC). Mixed results were reported within and across these studies with respect to associations between SNAP or WIC participation or benefits and large sets of outcomes relating to food purchasing behaviours, shopping, mealtime and snacking behaviours, food or nutrient intake and (or) body weight status. Reviews typically reported similarly equivocal conclusions.

Physical activity

In line with findings from existing more focused reviews, no primary studies of price promotions or supply-side subsidies applied to physical activity-related products or services were identified. Few primary studies or reviews of the use of taxes, tax exemptions or transfer payments to promote physical activity were identified. The exceptions were studies of the physical activity-related outcomes of congestion charging, taxes on beer and cigarettes, employer-sponsored transfer payments to employees for use to visit health clubs or travel to work using public transport, and tax credits available to parents who enrolled their children in organised physical activity programmes.

Implications for research

This scoping review has identified two clear gaps in the evidence base that could be addressed through primary research. These concern the effects of fiscal policies designed to alter economic incentives to promote physical activity, and the effects of direct (minimum or maximum) pricing legislation on diet- or physical activity-related behaviours. In parallel, there is clear scope to *measure* actual behavioural responses to (pilot) interventions in the economic environment, such as taxes on less healthy soft drinks, using prospective field-based studies conducted in UK populations. This would complement and test current (largely non-UK) modelled evidence for *predicted* behavioural responses to such interventions, which inevitably rely on simplified representations of complex systems and a variety of assumptions.

While all types of intervention with substantive numbers of primary studies have been the subject of previous reviews, there is clear scientific scope for further and more rigorous evidence synthesis in all of these categories. In practice, current initiatives to improve methods for systematic reviews of quasi-experimental studies may need to progress further before the potential return on investment from new systematic reviews of such interventions can be realised. Unlike existing reviews in this field, future reviews should incorporate systematic appraisal of the quality of included studies and use explicit, systematic qualitative or quantitative methods to synthesise results.

Conclusion

This scoping review has made the following four key contributions to the evidence base:

- i) Assembly and description of a large and heterogeneous body of evidence for the effects of changes in the economic environment on diet and physical activity-related behaviours and corollary outcomes, identifying in particular a paucity of research on physical activity-related outcomes;
- ii) Description of provisional typologies of economic interventions and outcomes to guide future primary research and systematic reviews;
- iii) Identification of a number of ways in which studies of economic incentives may be strengthened, including testing proposed causal pathways that link interventions with intended and unintended behavioural and health outcomes and the validity of underlying theoretical assumptions;

- iv) Confirmation of the need for further development of methods to support the systematic review and synthesis of the considerable body of quasi-experimental evidence in this field.

Introduction

Global burden of non-communicable diseases

Non-communicable diseases (NCDs), including cardiovascular diseases, diabetes, certain types of cancers and chronic respiratory diseases, are the leading cause of death globally (WHO 2011a). In 2008, NCDs caused over half a million deaths in the UK and accounted for 83% of years of life lost due to premature death (11% above the European region average) (WHO 2011a). The morbidity and mortality burden of NCDs affects people in all age groups, imposing large, increasing and avoidable costs in human, social and economic terms (Beaglehole 2011a, WHO 2011a, WHO 2011b).

Major physiological and metabolic risk factors for NCDs include overweight and obesity, raised blood pressure, raised blood glucose, and raised blood cholesterol. In 2008 62% of the UK population were overweight, 25% were obese, 38% had raised blood pressure, 7% had raised blood glucose and 63% had raised blood cholesterol (WHO 2011b). Such risk factors tend to cluster disproportionately amongst people in less affluent population sub-groups, reflecting a range of underlying socio-economic determinants, and may therefore both cause and entrench poverty (Beaglehole 2011, WHO 2011b).

Health-related behaviours and their consequences

Epidemiological research evidence implicates the central role of diet and physical activity in the aetiology and prevention of a range of NCDs (Department of Health 2011, US Office of Disease Prevention and Health Promotion 2008, WHO 2010, WHO 2003). This evidence corroborates the well-rehearsed public health case that if people purchased and ate healthier foods with a lower overall energy intake and were more physically active with increased energy expenditure and improved cardiorespiratory and muscular fitness, then the prevalence and burden of risk factors and NCDs would be much reduced (WHO 2009). The UN *Draft Political Declaration of the High-level Meeting on the prevention and control of NCDs* explicitly recognises unhealthy diet and lack of physical activity as common factors linked to the aetiology of the most prominent NCDs, alongside tobacco use and harmful use of alcohol (United Nations 2011).

Behaviours are the aggregate of an individual's performative actions (i.e. 'things people do') in response to stimuli within social, physical and economic environments to which that individual is exposed, and which therefore also provide outputs to these environments (Dusenbery 2009). Mechanisms and pathways that mediate causal relationships between diet- and physical activity-related behaviours, proximal consequences of such behaviours (food, energy and nutrient intake; energy expenditure and cardiorespiratory and muscular fitness), their more distal consequences (physiological and metabolic risk factors for NCDs) and final health outcomes (morbidity and mortality associated with NCDs) are likely to be complex, non-linear and moderated by a wide range of interacting non-modifiable and modifiable determinants. However, it is widely accepted that food, energy and nutrient intake and energy expenditure which, in turn, influence major physiological and metabolic risk factors for NCDs, have important behavioural determinants that are in principle modifiable through behaviour change (WHO 2011a, WHO 2011b).

Changes in the economic environment

This paper reports principal findings of a scoping review of the effects of changes in the economic environment on diet- and physical activity-related behaviours and corollary outcomes. The term 'corollary outcomes' is used to encompass both proximal and distal consequences of such behaviours.

The economic environment to which populations are exposed encompasses monetised prices, non-monetised prices (principally, time) and individual or household income. Fiscal instruments such as taxes, supply-side subsidies and transfer payments (e.g. income transfers, welfare benefits, welfare assistance programs or tax credits), legislative instruments (e.g. minimum pricing legislation) and retail practices (e.g. consumer sales promotions) have the potential to change prices and income and hence to alter remunerative incentives to consume products and services associated with healthy or less healthy diet- and physical activity-related behaviours, or to perform such behaviours. Similarly, interventions that involve the provision of personal financial incentives – rewards or penalties with a monetary value, provided directly to individuals, contingent upon performance of one or more pre-specified diet- or physical activity-related behaviours or corollary outcomes – may influence health-related behaviours via price and income mechanisms. Personal financial incentives, which involve the direct provision of rewards or penalties contingent upon specific behaviours or outcomes, were considered to be outside the scope of this review, since at least two other systematic reviews of the effects of such interventions on health-related

behaviours (including diet and physical activity) are currently in preparation (Mantzari 2012, Giles 2012).

In the UK and other post-industrial societies, remunerative incentives to purchase and consume foods and beverages have overall increased over time, due to decreases in monetised and non-monetised prices of food purchasing and preparation and concurrent increases in disposable income and purchasing power. Progressively higher wages and longer hours spent in more sedentary forms of employment have simultaneously increased the opportunity costs of time spent on physical activity (i.e. costs associated with alternative potential uses of that time). Economic theory predicts these stimuli will guide rational individuals to gain weight (Faulkner 2010, Philipson 1999). Such trends may also be compounded by market failures related to information deficits, externalities and lack of rationality, with further deleterious effects on diet- and physical activity-related behaviours and the consequences of such behaviours (Cawley 2004). Interventions that affect changes in the economic environment may therefore in principle have a role to play in shifting population-level distributions of diet- or physical activity-related behaviours and corollary outcomes, by guiding choice through incentives that promote or reinforce healthy lifestyle choices, or through disincentives that discourage less healthy lifestyle choices.

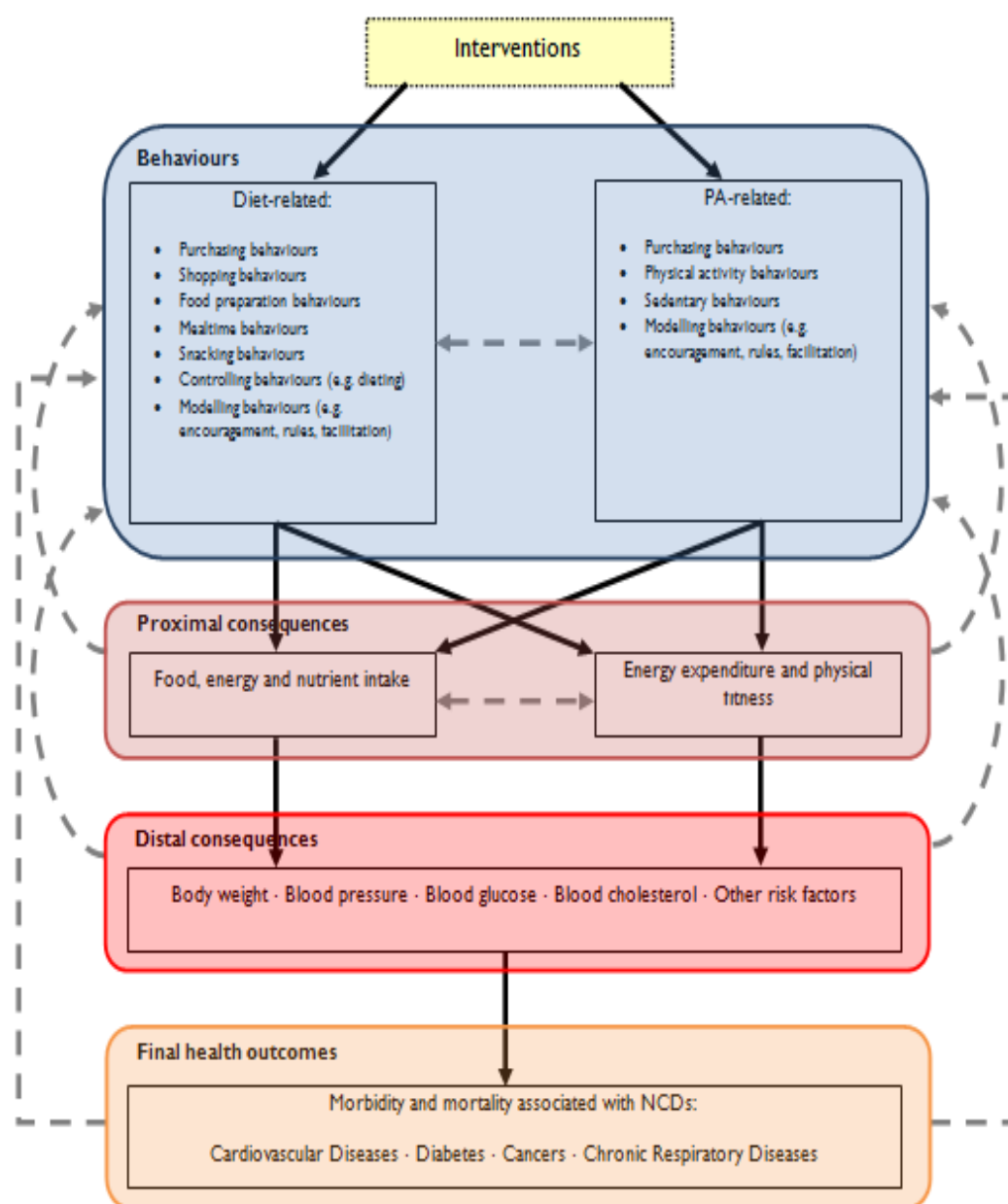
Objectives

The primary objective of this scoping review was to identify and describe studies that comprise the current evidence-base for the effects of changes in the economic environment on healthy or less healthy diet- and physical activity-related behaviours and corollary outcomes. A secondary objective was to draw inferences from the design characteristics and methods applied in existing studies that can be used to frame and strengthen the design of further original primary research and systematic reviews on the effects of interventions in the economic environment.

Methods

Figure 1 shows an abridged version of the conceptual framework developed to frame this review. This includes a proposed typology of diet- and physical activity-related behaviours and represents simplified pathways linking behaviours with their proximal and distal consequences and final health outcomes.

Figure 1. Simple conceptual framework



Criteria for considering studies for this review

Criteria for considering studies for inclusion in this scoping review are summarised in Box 1. No restrictions were imposed with respect to study publication date, publication status, or setting.

Box 1: Study eligibility criteria

Types of studies

- Primary studies: Empirical research and modelling studies of any design.
- Reviews: Systematic or non-systematic literature reviews that include empirical research and modelling studies of any design. Encompasses reviews that include overviews of existing systematic reviews or non-systematic literature reviews, possibly alongside individual empirical research and modelling studies.

Types of populations

- Any study populations other than the following:
 - Non-human participants (animal studies).
 - Neonates or infants aged less than 6 months, or corresponding mother-neonate or mother-infant dyads.

Types of interventions or exposures

- **Price promotions** applied to final consumer products or services in retail settings.
- **Taxes** applied to commodities, intermediate goods or final consumer products or services.
- **Supply-side subsidies** applied to commodities, intermediate goods or final consumer products or services.
- **Direct pricing legislation** (minimum or maximum pricing legislation) introduced by government or other legislative authorities.
- **Transfer payments** (e.g. income transfers, welfare benefits or welfare assistance programs, tax credits).
- **Price** – studies of general exposure to variation in prices of final consumer products or services as correlates or determinants of diet- and physical activity-related behaviours or corollary outcomes.
- **Income** - studies of general exposure to variation in individual or household income as

a correlate or determinant of diet- and physical activity-related behaviours or corollary outcomes.

- **Time** - studies of general exposure to variation in time (available to be) allocated to target behaviours as a correlate or determinant of diet- and physical activity-related behaviours or corollary outcomes.

Types of comparators

- Any comparator (no restrictions).

Types of outcomes

- Diet- and/or physical activity-related behaviours:
 - **Purchasing behaviour(s)** with respect to diet- and/or physical activity-related final consumer products or services.
 - **Other behaviour(s)** (e.g. physical activity or sedentary behaviours, shopping behaviours, mealtime behaviours, snacking behaviours, food preparation behaviours).
- **Proximal consequences** of behaviours:
 - Dietary intake (e.g. food or nutrient intake).
 - Energy expenditure.
- **Distal consequences** of behaviours:
 - Body weight status (e.g. BMI, overweight, obesity).
 - Blood pressure, blood glucose, blood cholesterol.
 - Other physiological or metabolic biomarkers.

Search methods

Electronic searches were conducted to locate eligible studies. Two complementary approaches were developed and executed in parallel to capture the breadth and depth of eligible studies across several fields of applied research: systematic searches and snowball searches.

A highly sensitive systematic search strategy was designed, tested for its sensitivity to retrieve an initial reference set of 45 potentially eligible studies, adapted and executed in 11 electronic literature databases between 11 July and 11 August 2011: MEDLINE (Ovid); EMBASE (Ovid); PsycINFO (Ovid); EconLit (EBSCO); SPORTDiscus with Full Text (EBSCO); Applied Social

Sciences Index and Abstracts (CSA Illumina); Cochrane Database of Systematic Reviews (The Cochrane Library, Wiley Online Library); Database of Abstracts of Reviews of Effects (The Cochrane Library, Wiley Online Library); Health Technology Assessment Database (The Cochrane Library, Wiley Online Library); NHS Economic Evaluations Database (The Cochrane Library, Wiley Online Library); and Database of Promoting Health Effectiveness Reviews (EPPI-Centre). Final search strategies, search dates and yields are reported in Appendix I.

In parallel, an initial corpus of articles reporting potentially eligible studies was assembled using both personal contacts within the review team and internet-based searches (comprising general keyword searches and targeted searches of key organisational websites, including those of the World Health Organisation, the National Bureau of Economic Research and the National Institute for Health and Clinical Excellence). Snowball search techniques (Greenhalgh 2005) were then applied to initial corpus articles (i.e. internet-based searches for relevant articles cited in their reference lists and forward electronic citation tracking using PubMed and Google Scholar) in order to identify further potentially eligible studies. Finally, a second 'layer' of potentially eligible studies was identified by applying the same snowball search techniques to those articles identified in the first 'layer'.

Study selection

Records identified using systematic searches

All title and abstract records retrieved by systematic searches were imported into Endnote X4, exported to a standardized tag format (RIS files) and uploaded to EPPI-Reviewer 4 systematic review software (ER4), along with records of initial corpus articles. Text-mining technologies were used to prioritise records for manual screening (Thomas 2011). The methods used are reported in detail elsewhere (Shemilt In preparation) and summarised in brief below.

Manually screened title and abstract records were assigned one of the four mutually exclusive codes, depending on the perceived probability of inclusion in the final review (see Box 2). Coding decisions were in many cases revisited as a conceptual understanding of eligible interventions, exposures and outcomes evolved during the screening process.

Box 2. Title and abstract screening codes

- Category A: Record reports a study judged to have a high probability of meeting eligibility criteria.
- Category B: Record reports a study judged likely to be excluded but requiring careful consideration because study characteristics are judged close to a borderline of eligibility criteria with respect to interventions, exposures or outcomes.
- Category C: Record reports a study judged likely to be excluded but with insufficient information in the title and abstract to warrant definitive exclusion.
- Category D: Record reports a study judged likely to be excluded with sufficient information in the title and abstract to warrant definitive exclusion.

Duplicate manual screening of an initial text-mining prioritised sample of 500 title and abstract records was conducted by two researchers (IS and RN) in order to develop consensus and consistency in the assignment of screening codes to records. This preliminary stage included formal assessment of inter-rater reliability with respect to these judgments¹, *ex post* discussion of coding decisions between the two researchers and development of a coding guide to provide a consistent basis for coding decisions in subsequent phases of screening.

Next, a Baseline Inclusion Rate (BIR) was established. A BIR is the observed inclusion rate based on manual screening of a sample of records drawn at random from the full records set. The observed BIR is used to generate an *ex ante* estimate of the likely number of potentially eligible records present within the full records set. This allows monitoring of progress towards the objective of identifying all potentially eligible records present within the full records set. The formula used to estimate the size of the random sample of records that needs to be screened in order to establish a reliable BIR is analogous to that used in power calculations conducted to estimate the required sample size for randomised controlled trials.

One researcher (IS) manually screened a random sample of records of the designated size and calculated BIRs with respect to records coded as: Category A; Categories A or B; and Categories A, B or C. The observed BIR with respect to Category A records was just over a third of 1% (BIR

¹ This stage was included because it was envisaged at the outset that screening may be undertaken by two researchers (IS and RN) screening separate allocations of retrieved records. In practice, one researcher (IS) undertook all screening.

= 0.0035). It was therefore expected that approximately 3,658 title and abstract records present within the full records set would be assigned the Category A code.

Next, one researcher (IS) manually screened a series of record sets prioritised using text-mining technologies. Title and abstract screening was stopped once the time available to be allocated to this stage had elapsed. Category A records were prioritised for retrieval and manual screening of full-text articles.

Full-text articles were retrieved via internet-based searches and three universities' electronic library resources (University of Cambridge, University of East Anglia and King's College London). Manual screening of full-texts was undertaken by one researcher (IS). Potentially eligible articles that could not be retrieved in full-text and those retrieved full-text articles published in a language other than English were coded as 'identified but not assessed'. All other retrieved full-text articles were assessed and assigned one of three mutually exclusive full-text screening codes (Box 3). Articles reporting primary studies were assigned the Category I code if either the main focus of the study or at least one component of the study met eligibility criteria. Similarly, articles reporting reviews were assigned the Category I code if at least some of their included studies met eligibility criteria. All Category I articles were prioritised for classification and data collection. Those eligible full-text articles that comprised multiple reports of the same study were linked into a single study record.

Articles identified using snowball search techniques

Articles located using snowball search techniques were retrieved in full-text format from the outset. Full-texts were re-assessed against final eligibility criteria and those judged eligible for inclusion were prioritised for classification and data collection. Included articles located using snowball search techniques that duplicated those located using systematic searches were identified manually and removed. Those eligible full-text articles that comprised multiple reports of the same study were linked into a single study record.

Box 3. Full-text screening codes

- Category 1: Full-text reports a study judged to meet eligibility criteria.
- Category 2: Full-text reports a study judged likely to be excluded but requiring careful consideration because study characteristics are judged close to a borderline of eligibility criteria with respect to interventions, exposures or outcomes.
- Category 3: Full-text reports a study judged not to meet eligibility criteria and therefore excluded (primary reason for exclusion recorded as a subsidiary code).

Data collection and analysis

All included studies were classified based on: study population/setting (UK, Other HICs and/or LMICs) (The World Bank 2011); behavioural domain ('diet', 'physical activity', 'diet and physical activity'); intervention/exposure types (see 'Results'); and outcome domains ('purchasing', 'other behaviours', 'proximal consequences' and/or 'distal consequences'). The provisional classification scheme was discussed within the review team with reference to a selection of prototypical and borderline examples, and subsequently refined to inform both the analysis and development of the typology of interventions presented in the 'Results' section of this article.

Studies of interventions conducted in UK and/or other high income country (HIC) populations and settings were prioritised for further, more detailed data collection. Conversely, a much larger set of (largely) observational studies that included only evidence for general exposure to variations in monetised prices, income or time (available to be) allocated to target behaviours as correlates or determinants of diet- and physical activity-related behaviours or corollary outcomes were assigned a low priority for detailed data collection. The latter set of studies is referred to as 'studies of exposures' throughout the remainder of this report. Likewise, studies conducted in low and middle income country (LMIC) populations and settings were assigned a low priority for further data collection.

A pre-specified data collection framework was applied to intervention studies conducted in UK and/or other HIC(s). This comprised details of selected study characteristics (e.g. study design, populations, interventions, counterfactuals or comparison groups (if applicable), outcomes assessed), relevant principal findings and authors' conclusions. For studies comprising multiple linked reports, data were collected from the report designated as the 'primary reference' for that

study (see 'References') unless it was clear that report(s) designated as 'secondary reference(s)' included additional details of key study characteristics, findings or conclusions not reported in the 'primary reference' (e.g. details of additional intervention components or of additional outcomes or analyses). Descriptive results (frequencies) are presented in tables and figures, supplemented by a narrative commentary. Whilst no formal evidence synthesis was undertaken, narrative summary statements were developed to describe the reported effects of each type of intervention based on assessments of principal findings and study authors' conclusions across studies.

Results

Search results

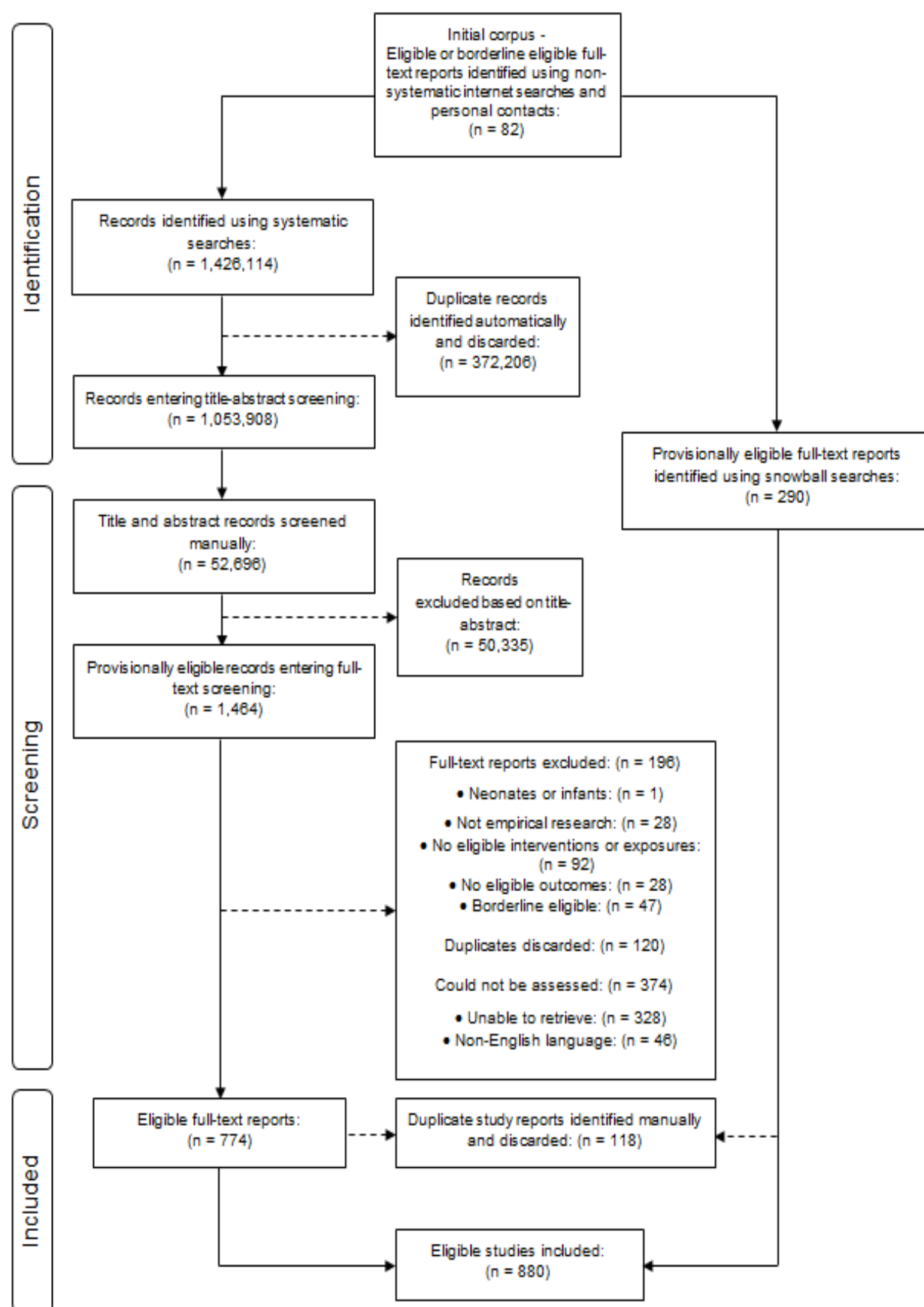
Figure 2 shows the flow of studies through each stage of the scoping review. Systematic searches executed in 11 electronic literature databases retrieved a total of 1,426,114² title and abstract records. Following automatic removal of duplicates, 1,053,908 records were available for title and abstract screening.

A total of 52,696 title and abstract records were screened manually (46,100 of these records had been prioritised using text-mining), of which 1,464 Category A records were selected for full-text screening. This indicates (based on the estimated BIR) that, within available resources, the title and abstract screening process identified approximately 40% of the total number of records within the full records set that were *ex ante* expected to be selected to proceed to the full-text screening stage (1,464 of 3,658), having manually screened approximately 5% of the full records set (52,696 of 1,053,908). If manual screening had been undertaken using conventional methods (e.g. working through a list of records ordered alphabetically by lead author name), approximately 40% of the full record set (i.e. in excess of 420,000 records) would have needed to be screened to identify the same number of potentially eligible records. Results pertaining to the performance of text-mining technologies in this scoping review are reported elsewhere (Shemilt 2013). At the full-text screening stage, 148 full-texts articles were excluded, 47 were classified as reporting 'borderline eligible' studies, 120 further duplicates were identified and removed, 374 potentially eligible articles were classified as 'identified but not assessed' and the remaining 774 articles met eligibility criteria.

Parallel snowball searches identified a total of 290 eligible full-text articles. After removal of duplicate articles between systematic searches and snowball searches, and linking of multiple reports of the same study, 880 eligible studies were selected for inclusion in the final analysis, of which 181 were studies conducted in UK and/or other HIC(s) that incorporated evidence for the effects of interventions on target outcomes (or evidence for associations between interventions and target outcomes).

² This total includes 82 title and abstract records of 'initial corpus' articles that were concurrently uploaded to ER4.

Figure 2. PRISMA flow diagram



Description of included studies

Overview

The large majority of the 880 included studies focused on high income country (HIC) populations (81%, 716 of 880 - Figure 3), of which relatively few included a specific focus on UK populations (4%, 39 of 880 - Figure 3). The large majority of included studies were studies of exposures only (78%, 682 of 880 - Figure 3)³ as opposed to studies that evaluated the effects of interventions (22%, 192 of 880) or the acceptability of interventions (1%, 6 of 880).

Evidence for economic correlates and determinants of target outcomes

Figure 4 shows a breakdown of those included studies of exposures by type⁴. The largest subset of studies of exposures comprised those that included evidence for general exposure to variation in income (n = 734), followed by price (n = 146) and time (n = 10).

The literature on the associations between prices or income and diet- or physical activity-related outcomes is difficult to interpret, due to heterogeneity of study designs and of populations, exposures, outcomes, and covariates assessed. However, a clear, but to some extent unexpected, impression that emerges from such studies is that such associations were often non-linear, moderated by a wide range of modifiable and non-modifiable factors and mediated by complex, but ill-described mechanisms. In addition, many studies reported null associations or statistically significant associations in the opposite direction to those expected.

This suggests that while this type of correlational evidence may provide some useful pointers for policy design, it primarily serves to highlight that hasty generalisation about causal pathways linking economic incentives to behavioural and health outcomes via price and income mechanisms would be unwise. Such causal pathways should be tested empirically using well-designed intervention studies.

The few studies of general exposure to variations in time (available) to be allocated to target behaviours that were identified all assessed associations between different measures of time and target outcomes. As such, no general inferences can be drawn from these studies.

³ Including the 86 intervention studies that also include evidence associations between general exposure to variations in income, price and/or time and target outcomes, 87% of eligible studies (768 of 880) included evidence for associations between general exposure to such variations and target outcomes.

⁴ These figures include those intervention studies conducted in HICs that also include evidence for associations between general exposure to variations in income, price and/or time and target outcomes.

Evidence for interventions

The 181 studies described in this section were all conducted in HIC populations (6% including a focus on UK populations) and incorporated evidence for (at most) the effects of interventions on target outcomes, or (at least) associations between interventions and target outcomes. They comprised 141 primary studies, 11 systematic reviews and 29 non-systematic literature reviews published between 1974 and 2011 (median 2007). The large majority of these studies focused on associations between interventions and diet-related behaviours and/or corollary outcomes (89%, 161 of 181).

Of the 141 primary studies, 37 undertook collection of primary data for the specific study whilst 104 involved secondary analysis of existing (usually large-scale survey) datasets. The large majority of primary studies used quasi-experimental or simulation study designs. Field- or laboratory-based randomised controlled trials were rare. Only five primary studies incorporated analysis of the impact of interventions on costs or a formal economic evaluation component (Dong 2009, Jensen 2007, Lin 2010a, Sacks 2011, Wang 2010); two of these (Jensen 2007, Sacks 2011) were classified as full economic evaluations (Drummond 2005).

None of the 40 included reviews incorporated quantitative synthesis of the results of included primary studies, none reported use of explicit qualitative synthesis methods (Noyes 2011), and few incorporated systematic assessments of the quality of, or risk of bias in, included studies. All included reviews presented a narrative synthesis or summary of the characteristics and results of included studies, often supplemented by tables comprising selected details of each study.

Figure 3. Included studies by broad study type and population(s)

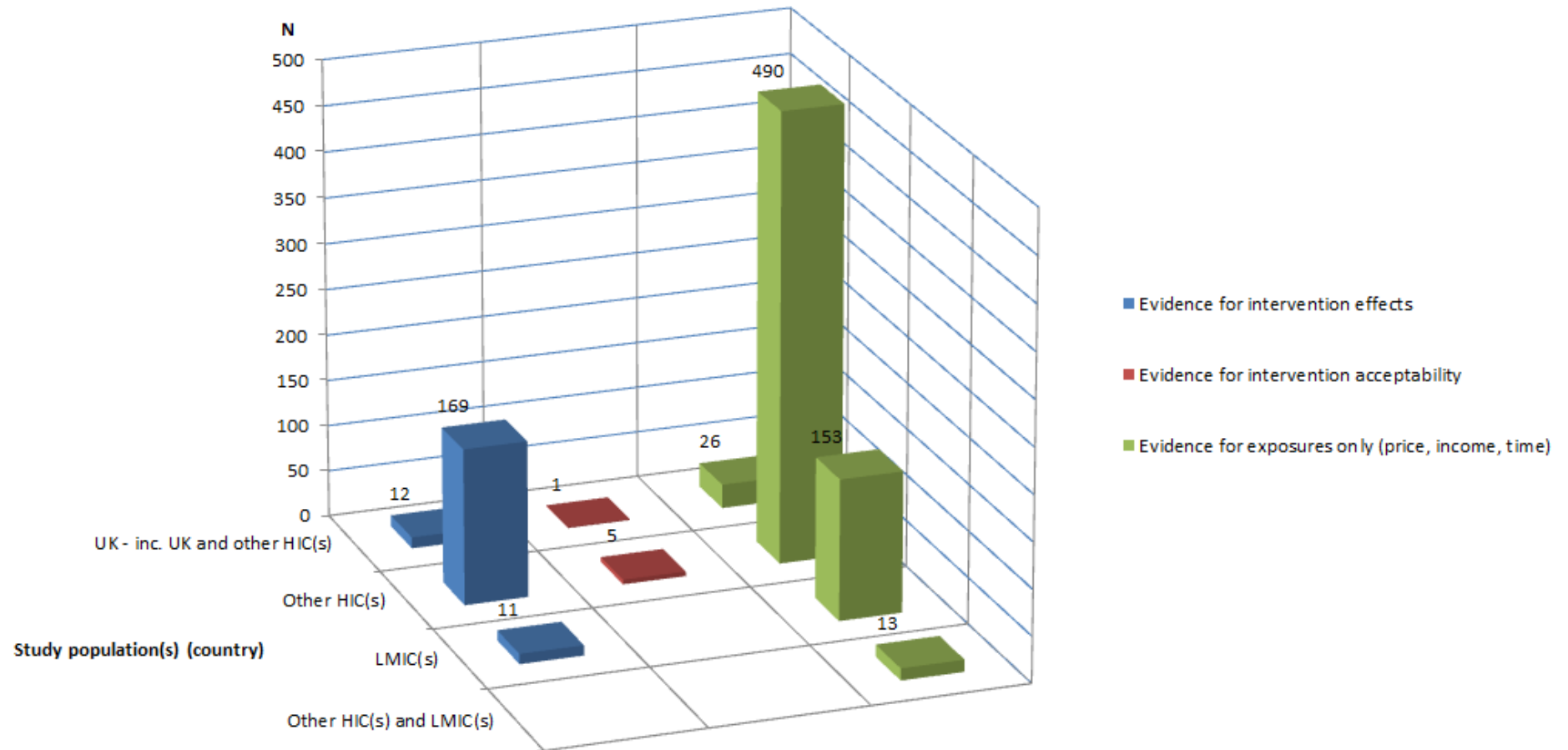


Figure 4. Studies of exposures by study population(s)

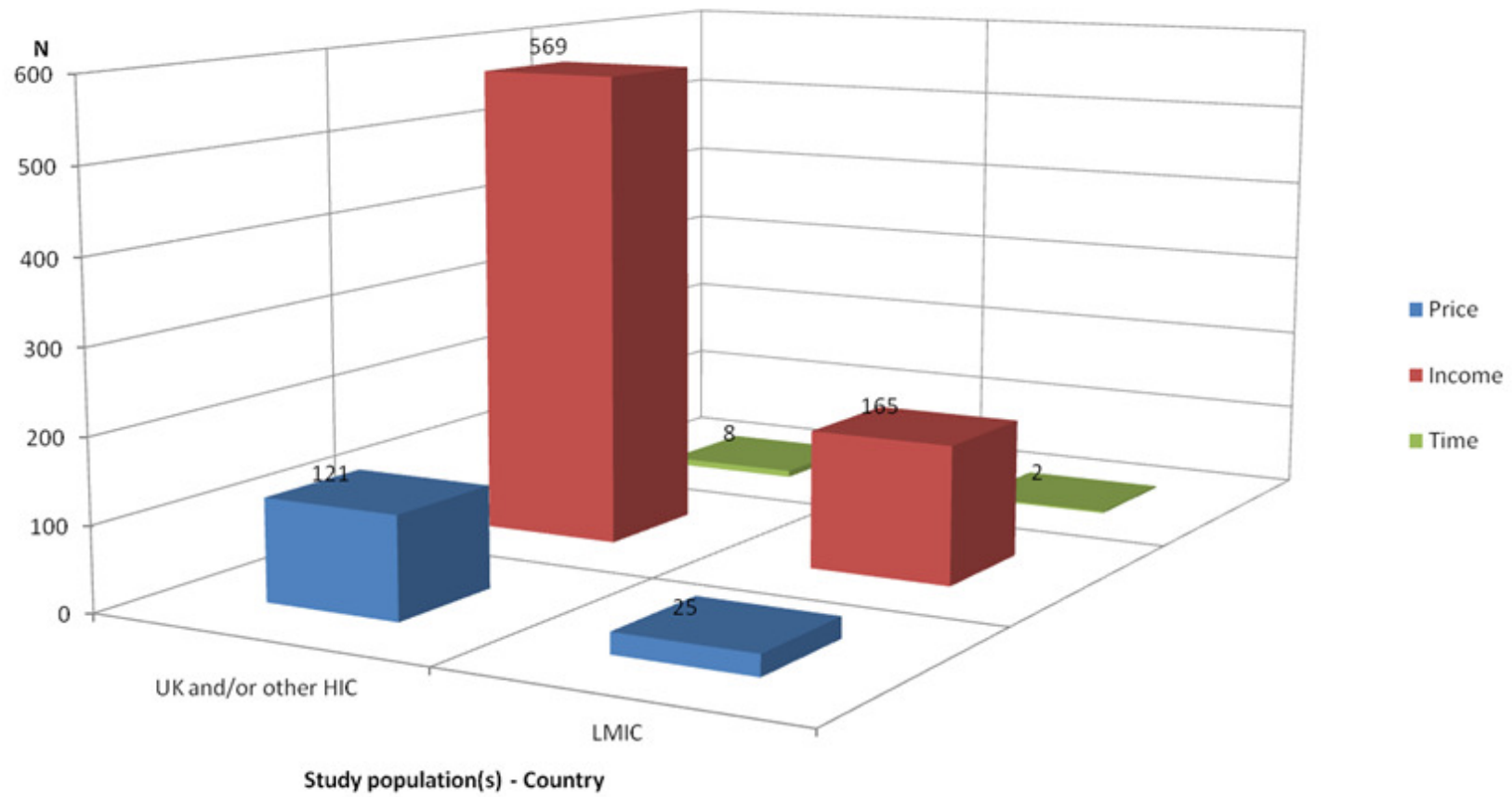


Table 1 classifies the 181 included study populations by country, target population and study type. The large majority of these studies were undertaken in the United States (US) (87%, 158 of 181 - Table 1). The majority of primary studies focused on population sub-groups (i.e. sub-groups defined by age, gender, ethnicity, income status etc.) rather than general adult or household populations (65%, 92 of 141 - Table 1). It is also important to note that there was substantial overlap between primary studies identified by this scoping review and the same primary studies included in the reviews.

Table 1. Intervention study populations by country, target population and study type

Country	Primary study – general adult or household population	Primary study – population subgroup	Systematic review	Non-systematic literature review	Total
Australia	1	1	-	-	2
Canada	2	1			3
Denmark	2	-	-	-	2
France	2	-	-	-	2
Netherlands	1	-	-	-	1
New Zealand	1	-	-	-	1
Norway	3	-	-	-	3
Sweden	1	1	-	-	2
United States	30	88	3	16	137
UK	6	1	-	-	7
UK and other HICs	-	-	2	2	4
Multiple other HICs	-	-	6	11	17
Total	49	92	11	29	181

Tables 2 and 3 present typologies of interventions that affect change in the economic environment to promote diet (Table 2) and physical activity (Table 3) and show the numbers of studies that fall into each category or subsidiary type (UK and/or HIC studies only). Four main categories of interventions were encountered across 181 included studies: price promotions; taxes; supply-side subsidies; and transfer payments. No eligible studies of

direct pricing legislation (minimum or maximum pricing) applied to diet- or physical activity-related products or services were identified.

Table 2: Studies of interventions to promote diet

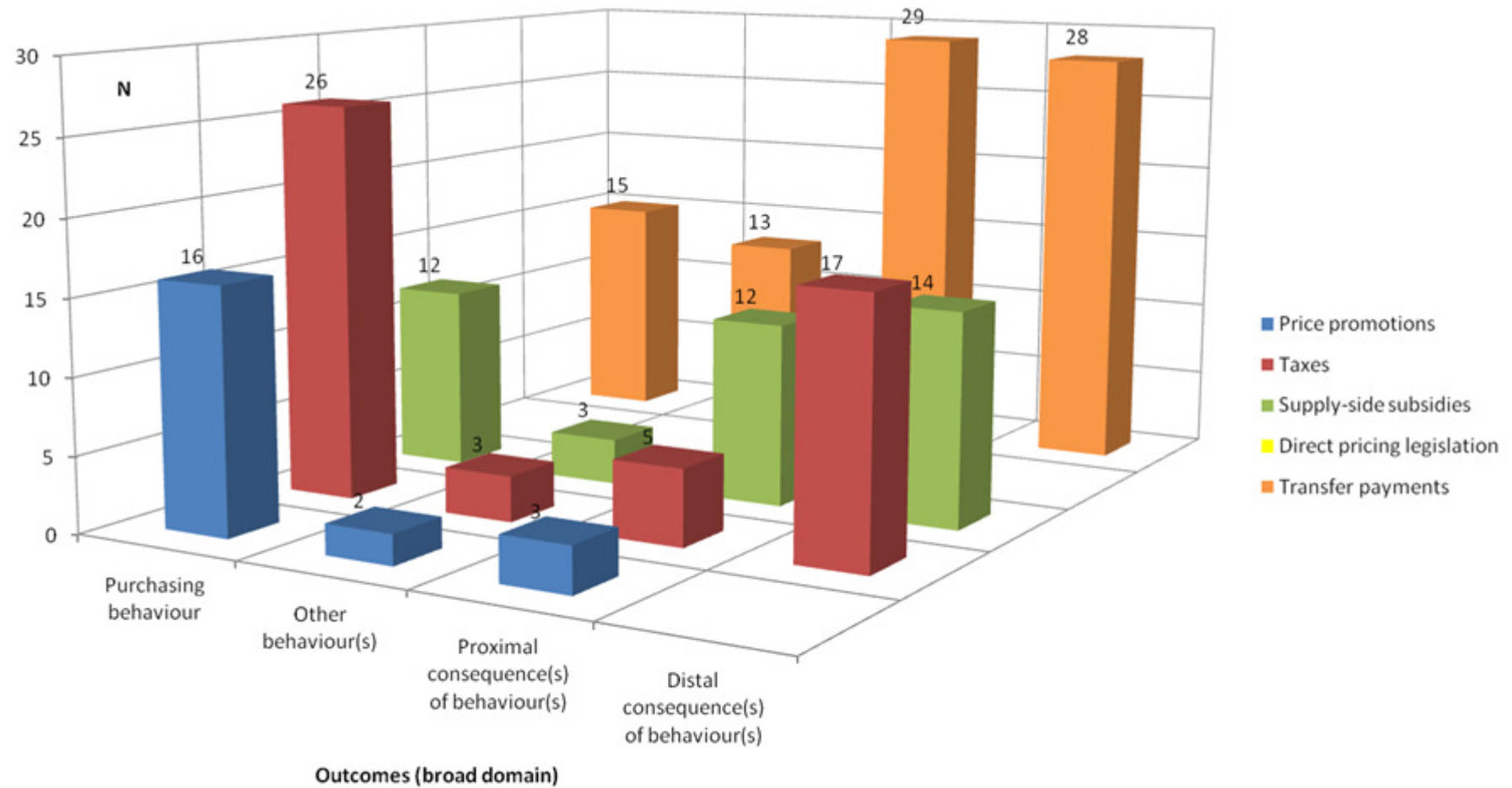
Intervention category	Subsidiary intervention type	Primary studies (n)	Reviews (n)
Price promotions (n=34)	Simple discounts - price restructuring in discrete settings	13	17
	Multi-buy deals	2	1
	Price-pack deals	-	1
	Price deals	-	-
	Introductory pricing	-	-
	Coupons	1	1
	Rebates	-	-
Taxes (n=56)	Agricultural commodity tax	-	-
	Fat tax	8	5
	Snack tax	5	7
	Calorie tax	9	11
	Soft drinks tax	18	12
	Sugar tax	3	2
	Tax exemptions	3	1
Supply-side subsidies (n=47)	Agricultural commodities	-	3
	Agricultural commodities – subsidy removal	1	2
	School meals	20	4
	Other meals	1	-
	Healthy foods	9	7
	Healthy non-alcoholic beverages	3	6
	Specific nutrients	3	1
	Food transportation or delivery	1	1
Direct pricing legislation (n=0)	Minimum pricing legislation	-	-
	Maximum pricing legislation	-	-
Transfer payments (n=80)	Restricted income transfers, welfare benefits or welfare assistance programs	62	16
	Unrestricted income transfers, welfare benefits or welfare assistance programs	3	1
	Tax credits	-	-

Table 3: Studies of interventions to promote physical activity

Intervention category	Subsidiary intervention type	Primary studies (n)	Reviews (n)
Price promotions (n=3)	Any type of price promotion	-	3
	Simple discounts - price restructuring in discrete settings	-	-
	Multi-buy deals	-	-
	Price-pack deals	-	-
	Price deals	-	-
	Introductory pricing	-	-
	Coupons	-	-
	Rebates	-	-
Taxes (n=3)	Tax exemptions	-	1
	Congestion tax	2	1
Supply-side subsidies (n=1)	Physical activity products	-	-
	Physical activity services (programs)	-	1
Direct pricing legislation (n=0)	Minimum pricing legislation	-	-
	Maximum pricing legislation	-	-
Transfer payments (n=5)	Restricted income transfers, welfare benefits or welfare assistance programs	2	-
	Unrestricted income transfers, welfare benefits or welfare assistance programs	-	-
	Tax credits	1	2

Findings pertaining to each main category and subsidiary types of interventions included in the typology are presented below. Figure 5 shows the main categories of interventions evaluated by included primary studies by the broad domains of outcomes they assessed. Due to the degree of overlap between primary studies identified by this scoping review and the same primary studies included in the reviews, the narrative summary focuses mainly on primary studies.

Figure 5. Primary studies of interventions: intervention category by outcome domain



Price promotions

Price promotions are a subset of consumer sales promotions that involve reducing the unit retail price of one or more final consumer products or services. This scoping review identified 16 primary studies that investigated the effects (or associations) of one or more subsidiary types of price promotion interventions on (with) target outcomes (Bell 1999, Block 2010, Curhan 1974, French 2010, French 2001a, French 1997a, French 1997b, Harnack 2008, Ho 1998, Horgen 2002, Jeffery 1994, Michels 2008, Mishra 2011, Ni Mhurchu 2010, Richards 2009, Schindler 1992) and a further 18 reviews that included coverage of such studies (Brownson 2006, Cash 2007a, Faith 2007, French 2001b, French 2004b, Goodman 2006, Hawkes 2009a, Hawkes 2009b, Jaime 2009, Kim 2006, Levy 2011b, Madore 2007, Matson-Koffman 2005, Raine 2005, Schnoover 2006, Seymour 2004b, Smeets 2007, Story 2008).

The majority of primary studies focused on simple discounts (various percentage or absolute reductions of unit retail prices, marked on (or adjacent to) the package) applied to healthy or less healthy foods and/or non-alcoholic beverages in discrete settings such as cafeterias or vending machines in schools, universities, worksites, supermarkets or restaurants (Block 2010, Curhan 1974, French 2010, French 2001a, French 1997b, French 1997a, Ho 1998, Horgen 2002, Jeffery 1994, Michels 2008, Mishra 2011, Ni Mhurchu 2010, Richards 2009).

One of these studies assessed both simple discounts and multi-buy deals ('Special', 'Combo' and 'Buy One Get One Free') applied to fast foods (Richards 2009). A second included investigation of the impacts of 'value size pricing' (classified as a form of multi-buy deal in which larger portion sizes are offered at a lower unit retail price compared with smaller portion sizes) applied to fast food restaurant meals, with or without calorie labelling (Harnack 2008). A third investigated the effects of coupons redeemable against the purchase of a set of groceries including food and non-alcoholic beverages products (Schindler 1992). This scoping review did not identify any studies focused on the effects (associations) of price-pack deals, price deals, introductory pricing, or rebates on (with) target outcomes.

Outcomes assessed most frequently across the 16 identified primary studies of price promotions relate to food purchasing behaviour. Two studies included assessment of shopping frequency (other behaviours) (Bell 1999, Ho 1998) and three included assessment of food or nutrient intake (proximal consequences of behaviour) (French 2010, Harnack 2008, Ni Mhurchu 2010).

No primary studies of the effects (associations) of price promotions on (with) purchasing of physical activity-related final consumer products or services (or other target outcomes) were identified. This finding is consistent with those of identified reviews that included a focus on both diet and physical activity and had price promotions within their scope (Brownson 2006, Madore 2007, Matson-Koffman 2005).

Taxes

Taxes are financial charges or levies imposed by governments or other public legislative authorities, paid by producers, retailers or service providers and/or consumers and held as public funds. Taxes may be paid on (*inter alia*) income, property or goods and services. This scoping review identified 38 primary studies that investigated the effects (associations) of at least one (but typically several) tax scenarios on (with) target outcomes (Abdus 2008, Allais 2010, Andreyeva 2011, Arnoult 2008, Bergman 2010, Bonnet 2011b, Chouinard 2007, Epstein 2010, Fletcher 2010b, Gabe 2008, Griffith 2009a, Gustavsen 2011, Gustavsen 2005, Gustavsen 2004, Jensen 2007, Kuchler 2005, Kuchler 2004, Lin 2010b, Lopez 2012, McInnes 2009, Mellor 2011, Mytton 2007, Nederkoorn 2011, Nordstrom 2009, Nnoaham 2009, Oaks 2005, Powell 2009c, Rashad 2006a, Sacks 2011, Schroeter 2008, Smed 2007, Smith 2010, Sturm 2010, Tefft 2008, TFL 2008, Tiffin 2011, Wang 2010, Yarnoff 2010) and a further 23 reviews that included coverage of such interventions (Brownson 2006, Caraher 2007, Caraher 2005, Cash 2007a, Cawley 2011, Chaloupka 2011, Chaloupka 2009a, Faulkner 2010, Finkelstein 2010, Goodman 2006, Hawkes 2009a, Levi 2010, Levy 2011a, Levy 2011b, Lordan 2011, Kim 2006, Madore 2007, Powell 2009e, Raine 2005, Smeets 2007, Thow 2010, Todd 2010, von Tigerstrom 2011).

The large majority of included studies evaluating taxes considered food-related taxes (i.e. those imposed on specific foods and/or non-alcoholic beverages, or on components of their

nutrient content) . Subsidiary categories of food-related taxes (Tables 2) are adapted from those proposed by Hawkes and colleagues (Hawkes 2009a).

The majority of primary studies of food-related taxes involved simulating predicted impacts of hypothetical tax or subsidy policy scenarios based on demand elasticities derived from purchasing data. Exceptions to this general approach include a primary study that used an interrupted time series with comparison group design (Oaks 2005) and two lab-based studies with experimental designs that utilised, respectively, a virtual online supermarket (Nederkoorn 2011) and a series of tasks that aimed to simulate supermarket purchasing (Epstein 2010).

The sub-set of tax scenarios most frequently evaluated in studies identified by this review comprises those imposed on soft drinks. However, the tax scenarios considered within this subset of studies were also heterogeneous with respect to both the rates considered and the range of soft drinks categories they covered. Other frequently studied food and non-alcoholic beverage tax scenarios were those classified as fat taxes, snack taxes, calorie taxes and sugar taxes (Table 2). Three studies modelled scenarios that included tax exemptions applied to healthy foods (fruits and/or vegetables Gustavsen 2004, Jensen 2007; or wholesome bread and breakfast cereals Nordstrom 2009).

Eighteen primary studies in this set focused exclusively on *ad valorem* taxes – specifically, value-added-taxes or sales taxes (Chouinard 2007, Epstein 2010, Fletcher 2010b, Gustavsen 2011, Gustavsen 2004, Kuchler 2005, Kuchler 2004, Lopez 2012, Mytton 2007, Nederkoorn 2011, Nnoaham 2009, Nordstrom 2009, Powell 2009c, Sacks 2011, Schroeter 2008, Sturm 2010, Tefft 2008, Yarnoff 2010). Nine primary studies evaluated per unit taxes (Abdus 2008, Arnoult 2008, Andreyeva 2011, Gabe 2008, Griffith 2009a, Lin 2010b, Smith 2010, Tiffin 2011, Wang 2010); for example, one cent (US Dollar) per fluid ounce of sugar sweetened beverage (Kuchler 2005) or 0.10 cents (EUR) per gram of sugar per litre (Bonnet 2011b). Six primary studies considered both *ad valorem* and per unit taxes (Allais 2010, Bonnet 2011b, Gustavsen 2005, Jensen 2007, Oaks 2005, Smed 2007).

This scoping review did not identify any primary studies that evaluated tax exemptions applied to physical activity-related products or services in order to promote physical

activity; this finding is consistent with that of an included review that focused on both diet and physical activity and that encompassed such taxes within its scope (Madore 2007). This scoping review did, however, identify two primary studies of the effects (associations) of congestion taxes on (with) target outcomes, which analysed data collected in Sweden (Bergman 2010) and the UK (TfL 2008). The Swedish study measured behavioural outcomes in terms of self-reported time spent in physical activity (at different intensities), whilst the UK study presented descriptive data on annual changes in the number of pedal cycles entering the central London charging zone during charging hours before and since the introduction of the congestion charge.

Primary studies of taxes imposed on other types of products identified by this scoping review (not shown in Tables 2 or 3) comprised three studies that evaluated cigarette taxes (McInnes 2009, Mellor 2011, Rashad 2006a), of which one also considered a gasoline tax (Rashad 2006a) and one also considered a tax on beer (McInnes 2009). The target outcomes assessed in these studies were: various measures of vigorous physical activity (other behaviours) (McInnes 2009); and BMI and obesity (distal consequences of behaviour) (Mellor 2011, Rashad 2006a).

All 26 primary studies of taxes identified by this review included assessment of one or more outcomes relating to purchasing behaviour. A substantial proportion of these studies also included assessment of one or more outcomes relating to distal consequences of behaviour (17 of 26); mainly measures relating to body weight status (typically BMI, overweight and/or obesity).

Supply-side subsidies

A supply-side subsidy is a payment or reimbursement made from public funds to either producers of commodities or intermediate goods (i.e. subsidies paid on inputs), or to retailers or providers of related final consumer products or services (i.e. subsidies paid on products or services) with the intention of stimulating an increase in quantities produced and offered for purchase and a corollary decrease in the unit retail prices. As such, supply-side subsidies change the composition of production and consumption, but have little or no effect on the total quantities of goods or services produced within a whole economy.

This scoping review identified 33 primary studies that included investigation of the effects (associations) of supply-side subsidies on (with) target outcomes (Alston 2010, Akin 1983, Arnoult 2008, Arsenault 2003, Basiotis 1987, Briefel 2009, Chavas 1983, Devaney 1993, Devaney 1991, Dong 2009, Epstein 2010, Gleason 2009a, Gleason 2009b, Gleason 2003, Gleason 1995, Gordon 2010, Gordon 1995, Gorin 2007, Hernandez 2011, Hofferth 2005, Jensen 2007, Jones 2003a, Li 2010, Lin 2010a, Maurer 1984, Nnoaham 2009, Nordstrom 2009, Schanzenbach 2005, Schroeter 2008, Smed 2007, Tiffin 2011, Vermeersch 1984, Webb 2008) and a further 14 reviews that included coverage of such interventions within their scope (Alston 2008, Cash 2007a, Currie 2003, Faulkner 2010, Goodman 2006, Hawkes 2009a, Larson 2011, Levy 2011b, Linz 2005, Lordan 2011, Madore 2007, Powell 2009e, Thow 2010, von Tigerstrom 2011). All of those primary studies that investigated supply-side subsidies considered food-related subsidies.

The largest corpus of primary studies that investigated supply-side subsidies were US studies that evaluated subsidies paid to school meals providers – specifically those paid to support provision of the National School Lunch Program (NSLP) and/or the School Breakfast Program (SBP) (n = 20). A separate, smaller corpus of primary studies evaluated subsidies applied to retail prices of healthier foods (e.g. fruits and/or vegetables, wholesome bread and breakfast cereals; n=9), healthier non-alcoholic beverages (e.g. diet soft drinks, fruit juices; n=3), and/or nutrients in foods or beverages (specifically fibres; n=3).

This scoping review did not identify any primary studies that investigated subsidies of physical activity-related products or services. One review included coverage of subsidies of physical activity-related services within its scope, but did not locate any such studies (Madore 2007).

The most commonly assessed outcomes across those primary studies that evaluated supply-side subsidies were measures of body weight status (distal consequences of behaviour). Twelve primary studies evaluated the effects (associations) of supply-side subsidies on (with) purchasing behaviour. Twelve studies included assessment of the effects (associations) of supply-side subsidies on (with) proximal consequences of behaviour; various objective measures of food intake, or energy, nutrient and/or micronutrient intake (typically a large set of measures are used within each study), or overall quality of dietary intake.

Direct pricing legislation

This scoping review did not identify any studies (primary studies or reviews) that evaluated the effects (associations) of direct pricing legislation on (with) target outcomes (i.e. legislation enacted by government or other legislative authorities that imposes either a minimum or a maximum unit retail price to be paid by consumers for a category or set of final consumer products or services, e.g. minimum prices imposed on less healthy foods or non-alcoholic beverages, or maximum prices imposed on healthy foods or non-alcoholic beverages).

Transfer payments

Transfer payments are transfers of public or private funds to members of defined population sub-groups. Subsidiary types of transfer payments include income transfers, welfare benefits or assistance programs, and tax credits (Table 2). The key distinction between transfer payments and supply-side subsidies is that the former are not intended to change relative quantities of final consumer products or services that are produced and offered for consumption (purchase).

This scoping review identified 72 primary studies that included investigation of the effects (associations) of transfer payments on (with) target outcomes (Alston 2009, Akin 1983, Arcia 1990, Arsenault 2003, Basiotis 1987, Baum 2011, Baum 2008, Billson 1999, Binkley 2006, Bitler 2004, Burstein 2000, Butler 1985, Chavas 1983, Chavas 1982, Chen 2005, Cole 2004, Davis 1979, Devaney 1991, Emmons 1987, Fan 2010, Fen-Yensan 2003, Fox 2004a, Gleason 2003, Gleason 2000, Gibson 2006, Gibson 2004, Gibson 2003, Gustavsen 2004, Herbst 2009, Herman 2008, Hofferth 2005, Hoynes 2007, Huang 1981, Inglis 2009, Jilcott 2011b, Jo 2009, Jones 2006, Jones 2003a, Kaushal 2009, Kirkpatrick 2007, Lachappelle 2009, Leung 2011, Lin 2010a, Lucove 2007, Melgar-Quinonez 2004, Meyerhoefer 2006, Meyers 1994, Nayga 1994, Oliveira 2000, Pan 2008, Parks 2011, Perez-Escamilla 2000, Posner 1987, Reed 2010, Robinson 2011, Robinson 2009, Rose 1998, Rose 1995, Rush 1988, Salois 2011, Scarce 1979, Schmeiser 2012, Siega-Riz 2004, Spence 2010, Ver Ploeg 2009, Ver Ploeg 2007, Webb 2008, Whitfield 1982, Wilde 2000, Wilde 1999, Yen 2010, Zagorsky 2009) and a further 15 reviews that included coverage of such interventions within their scope (Brownson 2006, Currie 2003, Drenowski 2004b, Faulkner 2010, Glanz 2004a, Goodman

2006, Guthrie 2007, Hawkes 2009a, Larson 2000, Lino 2002, Madore 2007, Matson-Koffman 2005, Story 2008, Ver Ploeg 2008, von Tigerstrom 2011).

By far the largest body of evidence identified by this scoping review was that concerned with restricted income transfers, welfare benefits or welfare assistance programs (67 primary studies and 13 reviews). The large majority of studies within this set evaluated participation in (and/or the monetary values of benefits received via participation in) one or both of two large US federal food assistance programs: the Supplemental Nutrition Assistance Program (SNAP – formerly known as the Food Stamp Program) and the Special Supplemental Nutrition Program for Women Infants and Children (WIC).

Only two primary studies evaluated an income transfer/benefit scheme restricted for use to purchase physical activity-related products or services. This cross-sectional study evaluated the impact on leisure-time and work-break physical activity of an employer-sponsored benefits/income transfer scheme made available to employees, to be redeemed against use of health clubs (Lucove 2007). Another cross-sectional study assessed the impact on walking of an employer-sponsored benefits/income transfer scheme that provided employees with a transit-pass redeemable against use of public transport (Lachappelle 2009).

Only two primary studies were identified that focused exclusively on the effects (associations) of unrestricted income transfer/welfare benefits on (with) target outcomes. One was a Norwegian study that evaluated increased income support payments (Gustavsen 2004) and the other is a UK study that modelled the impacts of receipt of (unspecified) welfare benefit payments (versus non-receipt) on intake of fruits and vegetables (Billson 1999). One further US study compared the effects of participation in each of two unrestricted income transfer/welfare assistance programmes with participation in SNAP on intake of specific types of foods, BMI and risk of obesity (Leung 2011).

Only one primary study was identified that investigated the association between tax credits and target outcomes. This was a Canadian study that assessed the association between uptake (versus non-uptake) of a Children's Fitness Tax Credit (i.e. a tax credit provided to parents who had enrolled their children in organised physical activity programs, such as

dance and sports programs) and parents' self-reported assessment of change in children's levels of physical activity (other behaviour) (Spence 2010).

The types of outcomes assessed most frequently in primary studies of transfer payments related to proximal consequences of behaviour (invariably, a set of measures of food, or energy, nutrient or macronutrient intake, and/or overall quality of dietary intake) and/or to distal consequences of behaviour (invariably, various measures of body weight status).

Fifteen primary studies of transfer payments assessed purchasing behaviour outcomes.

Unlike the other interventions covered in preceding sections, a sizeable number of primary studies in this set evaluated transfer payments in terms of their impact on (association with) one or more behavioural outcomes other than purchasing; specifically, outcomes relating to physical activity (Cole 2004, Fox 2004a, Lachappelle 2009, Lucove 2007, Parks 2011, Spence 2010), meal time behaviours (Binkley 2006, Burstein 2000, Cole 2004, Fox 2004a, Hoynes 2007, Jilcott 2011b), shopping behaviours (Gleason 2000, Wilde 2000b) and/or snacking behaviours (Siega-Riz 2004).

Summary of evidence for intervention effects

The large majority of included primary studies of interventions focused on diet rather than physical activity. Few were conducted in UK populations or population sub-groups. The majority of primary studies of interventions investigated effects or associations between interventions and outcomes within targeted population sub-groups rather than general individual or household populations.

Interventions encountered in this scoping review comprise those intended to alter incentives via a price mechanism (price promotions, taxes, supply-side subsidies) and those intended to alter incentives via an income mechanism (transfer payments). Table 4 presents a top-level summary of evidence for each intervention type encountered in eligible studies identified by this scoping review. In general, evidence for (at most) the effects of eligible interventions on target outcomes, or (at least) associations between those interventions and outcomes, was mixed or equivocal with few consistent overall patterns of reported findings.

Primary studies of interventions used a variety of quasi-experimental and simulation study designs that vary considerably in the degree to which they may be judged capable of

supporting causal inferences about the observed or predicted effects of interventions (as opposed to evidence for associations between interventions and outcomes). Within each category of intervention, primary studies were heterogeneous with respect to characteristics of the populations, interventions, comparators or counterfactuals, outcomes and moderators they assessed. All such characteristics represent potential moderators of observed or predicted effects or associations and the extent to which such variables were controlled or adjusted for in analyses was highly variable. Further, included studies frequently assessed large numbers of outcomes (e.g. food and nutrient purchasing or intake with respect to large sets of foods and nutrients) and measures of similar types of outcomes were heterogeneous between studies. All these factors combined to make it unlikely that clear patterns of findings by type of intervention could be reliably discerned in advance of systematic review and synthesis of results at the level of specific outcomes.

Table 4. Intervention types identified and brief summaries of evidence

Intervention type	Summary of studies identified
<p>Price promotions</p> <p>Category comprises consumer sales promotions that have the effect of changing the relative unit retail price of diet- or physical activity-related final consumer products or services.</p>	<p>Range of interventions encountered:</p> <ul style="list-style-type: none"> • Simple discounts (price restructuring) applied to healthier foods, including low-fat snack food and fruits and vegetables, in discrete settings such as schools, universities, worksites (usually cafeterias or vending machines), supermarkets or restaurants. • Simple discounts and/or multi-buy deals applied to fast foods. • Coupons redeemable against the purchase of food and non-alcoholic beverages products. <p>Summary:</p> <p>Primary studies focused exclusively on price promotions applied to foods or non-alcoholic beverages. No primary studies focused on price promotions applied to physical activity-related products or services.</p> <p>Intervention type studied most frequently was simple discounts applied to healthier foods in discrete settings (usually accompanied by minimal or no promotional signage). In some studies, simple discounts were implemented concurrently with other intervention components (e.g. calorie labelling, health messages, nutrition education). A finding reported consistently across this relatively homogenous cluster of studies was that reducing the unit retail prices of healthier foods relative to less healthy foods in discrete settings was independently associated with increased levels of purchasing of healthier foods. This finding was consistent across the range of discrete settings</p>

	<p>studied. It was also consistent with conclusions reported in reviews that included assessment of this cluster of primary studies.</p> <p>Few primary studies in this category assessed food or nutrient intake alongside purchasing; those that did reported no association between price promotions and intake of healthy foods or nutrients. Little or no evidence was found for other forms of price promotion.</p>
<p>Taxes</p> <p>Category comprises taxes imposed on food commodities, intermediate goods or diet- or physical activity-related final consumer products or services.</p>	<p>Range of interventions encountered:</p> <ul style="list-style-type: none"> • Taxes imposed on less healthy foods and non-alcoholic beverages: Calorie taxes, Snack taxes, Soft drinks taxes. • Taxes imposed on nutrient components of foods and non-alcoholic beverages: Fat taxes, Sugar taxes. • Tax exemptions applied to healthier foods. • Congestion taxes imposed on motorised vehicle use in a defined geographical area. • Taxes imposed on gasoline. • Taxes imposed on cigarettes. • Taxes imposed on alcoholic beverages. <p>Summary:</p> <p>Large majority of included studies considered taxes imposed on less healthy foods, non-alcoholic beverages and/or nutrients. Primary studies which investigated taxes that had actually been imposed in real-world settings were rare. Studies typically used econometric modelling techniques to</p>

	<p>estimate food demand systems, which derive price and other demand elasticities for use as the basis to simulate the effects of multiple tax scenarios (<i>ad valorem</i> or <i>per unit</i> taxes).</p> <p>These studies were characterised by considerable between- and within-study heterogeneity in terms of the tax scenarios considered (e.g. coverage, form and magnitude), data sources, analytical methods and modelling assumptions. Collectively they assessed a large and diverse set of specific outcomes.</p> <p>Estimated own-price elasticities of foods, non-alcoholic beverages or nutrients were always greater than zero; it was therefore inevitable that studies predicted taxes would affect reductions in average levels of purchasing of targeted products. In general, magnitudes of reductions in purchasing were predicted to be small or moderate. These studies typically incorporated an assumption that 100% of the tax burden is 'passed through' to consumers in the form of commensurate increases in unit retail prices. This assumption is unlikely to be realistic and therefore likely to lead to overestimation of predicted impacts on levels of purchasing. The few primary studies that incorporated modelling of supply-side responses, including pricing strategies that limit 'pass through' and product reformulation to avoid taxes, invariably reported that such responses attenuated predicted beneficial impacts of taxes on purchasing behaviours.</p> <p>Several of these studies extrapolated from impacts on food, beverage or nutrient purchasing to impacts on outcomes relating to body weight status. These studies typically predicted small or negligible beneficial impacts. However, they typically incorporated an assumption that 100% of the foods, non-alcoholic beverages or nutrients purchased are consumed (intake). This assumption is</p>
--	---

	<p>unlikely to be realistic and therefore likely to lead to overestimation of predicted impacts on outcomes relating to body weight status. Although most primary studies of food-related taxes modelled compensatory purchasing, whereby consumers substitute between taxed and untaxed products, the range of substitutes or complements incorporated into analyses was invariably limited relative to the vast array of potential alternative food and beverage products available to consumers.</p> <p>Tax rates considered in most simulated scenarios were relatively small in magnitude. Several authors concluded that higher tax or subsidy rates than those considered in their studies might need to be imposed to have a meaningful impact on target outcomes. Several authors highlighted, but had rarely demonstrated, the potentially regressive nature of food-related taxes and several studies predicted differential responses across study population sub-groups (grouped according to various characteristics, including socio-economic status, levels of consumption, body weight status). Several studies included estimation of modelled impacts on tax revenues and invariably predicted an increase in such revenues.</p> <p>Few studies of tax exemptions that might promote physical activity or taxes that might discourage sedentary activity were identified. This finding is consistent with reviews.</p>
<p>Supply-side subsidies</p> <p>Category comprises payments or reimbursements made from public funds to producers, retailers or providers of</p>	<p>Range of interventions encountered:</p> <ul style="list-style-type: none"> • Agricultural commodity subsidies • Removal of agricultural commodity subsidies • School meals subsidies

diet- and/or physical activity-related final consumer products or services with the intention of stimulating an increase in quantities produced and offered for purchase and a corollary decrease in the unit retail prices.

- Other meals subsidies
- Healthier foods subsidies
- Healthier non-alcoholic beverages subsidies
- Specific nutrient subsidies
- Food transportation or delivery subsidies

Summary:

All primary studies within this category considered food-related subsidies. None investigated subsidisation of physical activity-related products or services (this finding is consistent with reviews). The largest corpus of primary studies within this category investigated participation in the US National School Lunch Program (NSLP) and/or the School Breakfast Program (SBP). Evidence appeared equivocal with respect to associations between NSLP and/or SBP participation and typically large sets of outcomes relating to food or nutrient intake and/or body weight status. For food or nutrient intake, primary studies typically reported mixed patterns of results and results with respect to specific outcomes appeared inconsistent across studies. For body weight status, reported results appear similarly inconsistent or equivocal across studies, including many null findings. Reviews that included coverage of such studies typically reported similarly equivocal conclusions. In addition to their use of a variety of quasi-experimental study designs and observational datasets with different structures (cross-sectional, time series or panel), this corpus of primary studies used a range of analytic methods to control for potential selection-bias with respect to programme participation and observable characteristics. Sets of observable

	<p>characteristics included as covariates in the analyses differed between studies. Between-study differences in reported results with respect to specific outcomes are in part likely to reflect this heterogeneity in covariates assessed.</p> <p>A smaller corpus of primary studies investigated supply-side subsidies applied to healthier foods, non-alcoholic beverages or nutrients. These studies typically used the same general modelling approach described above with respect to studies of taxes (indeed some studies modelled both tax and subsidy scenarios; in some cases tax and subsidy scenarios were combined in ‘revenue neutral’ scenarios, with tax revenues hypothecated to fund the subsidies). They also incorporated the same types of assumptions and reported similarly equivocal results with respect to a diverse range of outcomes.</p>
<p>Direct pricing legislation</p> <p>Category comprises minimum pricing legislation applied to less healthy diet- and/or physical activity-related final consumer products or services and maximum pricing legislation applied to healthy diet- and/or physical activity-related final consumer products or services.</p>	<p>Range of interventions encountered:</p> <p>None.</p> <p>Summary:</p> <p>No studies identified of effects of direct pricing legislation on target outcomes.</p>
<p>Transfer payments</p>	<p>Range of interventions encountered:</p>

<p>Category comprises transfers of public or private funds paid to defined population sub-groups.</p>	<ul style="list-style-type: none"> • Restricted income transfers, welfare benefits or welfare assistance programs • Unrestricted income transfers, welfare benefits or welfare assistance programs • Tax credits <p>Summary:</p> <p>Large majority of studies within this category concern effects of (or associations between) transfer payments restricted for use to purchase foods on (and) diet-related behaviours and corollary outcomes. The largest corpus of primary studies of transfer payments investigated participation (and/or the monetary value of benefits received via participation) in one or both of two large US federal welfare assistance programmes with benefits restricted for use to purchase foods and non-alcoholic beverages: the Supplemental Nutrition Assistance Program (SNAP – formerly known as the Food Stamp Program) and/or the Special Supplemental Nutrition Program for Women Infants and Children (WIC). Overall, evidence appears equivocal with respect to associations between SNAP and/or WIC participation/benefits and typically large sets of assessed outcomes relating to food purchasing behaviours, shopping, mealtime and snacking behaviours, food or nutrient intake and/or body weight status.</p> <p>No clear patterns of results could readily be discerned across these studies with respect to these outcomes and individual studies typically reported mixed or equivocal results. Reviews that included coverage of such studies typically reported similarly equivocal conclusions. Differences in reported results across studies with respect to specific outcomes are in part likely to reflect heterogeneity between study design characteristics. The nature of this heterogeneity was similar in</p>
---	---

April 2013

	both nature and extent to that described above with respect to studies that assessed participation in the NSLP and/or SBP.
--	--

Taking these caveats into account, one finding that was reported consistently across a cluster of primary studies was that applying simple discounts (% or absolute price reductions) to healthier foods in discrete settings, including school and worksite cafeterias and vending machines, was independently associated with increased levels of purchasing of those foods. The cluster of primary studies of simple discounts that inform this observation were relatively homogeneous (compared with clusters of studies within other intervention types) with respect to both their use of similar experimental or quasi-experimental field study designs and their focus on similar types of foods. This finding was consistent across the range of discrete settings and participant populations studied. It is also consistent with conclusions reported in reviews that included assessment of this cluster of primary studies. While this finding is encouraging, its implications should not be overstated. These studies did not typically assess corollary impacts of purchasing on dietary intake or more distal outcomes concerning body weight status or other NCD risk factors. It is also feasible that people may have compensated increased purchasing and intake of discounted healthier foods with increased purchasing and intake of less healthy foods on other occasions not captured by study measures, or that they might have compensated a healthier overall diet with reduced physical activity.

Some intervention types, such as taxes, were dominated by modelled evidence for predicted effects as opposed to observed evidence for measured effects. Very few intervention studies incorporated formal economic evaluation or budget impact analyses, although several studies of taxes did estimate impacts on tax revenues. Whilst several studies of some intervention types (e.g. subsidised school meals, or transfer payments restricted for use to purchase foods) incorporated assessments of effects by population sub-groups, distributional effects were less frequently assessed for other intervention types. For example, studies of taxes on foods, beverages or nutrients sometimes highlighted, but had rarely demonstrated, the potentially regressive nature of such taxes. Across all intervention types, no studies assessed potential trade-offs between effectiveness (or efficiency) and health or economic equity.

Some clear differences were identified between primary studies of different intervention types with respect to types of outcomes assessed. Studies of price promotions tended (unsurprisingly) to have assessed outcomes related to purchasing behaviour. Studies of

taxes tended to have assessed outcomes related to purchasing behaviour and/or those that related to body weight status (distal consequences of behaviour). Studies of supply-side subsidies also tended to have assessed outcomes related to purchasing behaviour and/or body weight status, but additionally those related to food, energy and nutrient intake (proximal consequences of behaviour). This apparent difference between studies of taxes and studies of supply-side subsidies was largely accounted for by the inclusion of US studies of federally subsidised school meals in this category, which typically focused on assessment of outcomes relating to food, energy and/or nutrient intake. Studies of transfer payments tended to have assessed outcomes related to food, energy and nutrient intake and those related to body weight status. The latter group of studies was also distinct from the other groups in that a substantial proportion assessed outcomes related to diet-related behaviours other than purchasing, including shopping behaviours, mealtime behaviours and snacking behaviours.

All intervention types with substantive numbers of primary studies have been the subject of at least one existing review. Based on the range of primary studies identified by this scoping review, it was judged unlikely that published reviews had failed to locate major clusters of relevant primary studies. However, it was observed that different reviews of the same intervention types in some cases reported interpretations of evidence derived from largely coterminous sub-sets of included primary studies that were incongruent with one another, with the result that policy-relevant inferences drawn by authors were either divergent between studies, or were accompanied by more or less cautious caveats.

Summary of evidence for the acceptability of interventions

Six primary studies were identified that included a substantive focus on the acceptability of one or more intervention types considered in this review (Glanz 1995, Lake Snell Perry and Associates 2003, Millstone 2007a, Ni Mhurchu 2011, Steenhuis 2009, Waterlander 2010a). Five studies focused on interventions that target diet-related behaviours or corollary outcomes (Glanz 1995, Lake Snell Perry and Associates 2003, Millstone 2007a, Ni Mhurchu 2011, Waterlander 2010a) and one study focused on interventions that target physical activity-related behaviours (Steenhuis 2009). All studies used qualitative research methods.

Two studies (conducted in New Zealand and The Netherlands respectively) investigated the public acceptability of pricing strategies designed to encourage purchasing of healthy foods, either alone (Ni Mhurchu 2011) or in combination with those designed to discourage purchasing of less healthy foods (Waterlander 2010). Both found that pricing strategies to encourage healthy eating were acceptable, and the study that also considered pricing strategies to discourage unhealthy eating found that these had lower public acceptability than those designed to encourage healthy eating. One small study investigated the acceptability of pricing strategies to incentivise physical activity amongst low-income Dutch adults (Steenhuis 2009). This study identified the following specific pricing strategies as acceptable: discounted and time-limited free-trial subscriptions to fitness or sports clubs and free entrance to swimming pools once a week. Whilst these studies did not specify how changes in unit retail prices might be funded, the available policy options encompass taxes, subsidies, direct pricing legislation or voluntary action by producers or retailers.

Three studies investigated the acceptability of taxes imposed on high-fat or obesity-promoting foods and/or supply-side subsidies on healthy foods, respectively amongst members of the public (2 US studies: Glanz 1985, Lake Snell Perry and Associates 2003) and representatives of 21 stakeholder groups (pan-European: Millstone 2007a). All of these studies found that these policy options have low overall levels of acceptability, with some variations amongst sub-groups of participants.

Discussion

Strengths, limitations and challenges

This scoping review has assembled and described a large and heterogeneous body of research evidence for the effects of changes in the economic environment on diet- and physical activity-related behaviours and corollary outcomes. A major strength of the review is its broad scope. Eligibility criteria adopted by previous reviews in this area are not as inclusive as the current review in terms of study designs and across all elements of the PICOS framework⁵ and none have adopted such a sensitive, broad-based approach to locating and selecting eligible studies.

The value of this approach is that it has enabled us to investigate the breadth and depth of a large evidence base that encompasses a variety of relevant interventions and exposures and crosses research-disciplinary boundaries in ways that few studies have managed before. The design and implementation of behaviour change programmes have been seriously hampered in the past by their locatedness in single disciplines.

The methods applied have also allowed us to explore and start to refine a more nuanced conceptual understanding of the economic environment, the various mechanisms by which aspects of this environment mediate pathways between interventions and behavioural and health outcomes, and the wide range of interdependent determinants of behaviour and health that may interact with altered remunerative incentives to moderate such relationships. The evident complexity of these relationships emphasises the need to test proposed causal pathways that link interventions with behavioural and health outcomes and the validity of underlying theoretical assumptions (Kelly 2011).

In parallel, the review process has delineated typologies of interventions and outcome sets in ways that can bolster future research efforts. The return on this investment is likely to accrue as we begin to synthesise and generate evidence for the effects and other aspects of specific interventions using more focused systematic reviews and primary research, and as

⁵ PICOS: Populations, Interventions or exposures, Comparators or counterfactuals, Outcomes, Settings.

the findings from such studies begin to inform the design and implementation of policies and programmes that aim to shift overall distributions of diet- and physical activity-related behaviours to improve population health and reduce inequalities.

This scoping review has also highlighted a potential tension in the conduct of large-scale scoping reviews that aim to maximise both breadth (i.e. identifying the full range of eligible studies, where this range is not clear at the outset) and depth (i.e. locating all eligible studies). The strategy we adopted to address this issue involved executing highly sensitive systematic searches in a range of electronic databases that cut across research-disciplinary boundaries, in combination with snowball search techniques. The practical implication of this approach is that searches retrieved a record set that would have been too large to screen using conventional methods. This points to a second major strength of this scoping review: it has demonstrated the feasibility of applying innovative methods to manage study screening and selection processes within very large record sets. Specifically, we have developed the use of text-mining technologies to prioritise records for manual screening and thereby reduce manual screening workload. This methodology is transferable to other scoping and systematic reviews of public health and other evidence. It is likely to prove most useful for reviews in which: systematic search strategies are (necessarily) highly sensitive; a conceptual understanding of interventions and other phenomena of interest is an intended output rather than a pre-specified starting point of the review process; reports of potentially eligible studies span several applied fields of research; and/or reports of potentially eligible studies are judged unlikely to describe the intervention or other study characteristics using consistent terminology or theoretical constructs. More generally, the integrated evaluation of text-mining performance in this scoping review has also contributed to an emerging body of empirical evidence for the use of text-mining to support screening and study selection in reviews.

From another perspective, the broad scope of this review represents a limitation. It is estimated that approximately 40% of those title and abstract records that were *ex ante* expected to be selected as potentially eligible, to be retrieved for full-text screening, were identified within the time and resources available to be allocated to manual title and abstract screening. Therefore, whilst we can be cautiously optimistic that the large corpus of eligible studies assembled reflects the true distribution of all available evidence, the extent to which

identified studies are fully representative is unknown. What is clear is that we were not able to identify all potentially eligible studies. This limitation may be judged acceptable in a scoping review that aims primarily to capture the conceptual breadth of relevant research literature in terms of the types of interventions, exposures and outcomes that have been studied.

Further, the large number of potentially eligible records that were identified necessitated a series of decisions to prioritise specific sets of studies for full-text screening, data collection and analysis. This has further limited the potential of the scoping review to achieve maximum depth and fulfil the ideal objective to describe all eligible studies in detail; this limitation applies in particular to those studies that investigated general exposure to variations in prices or income as correlates or determinants of target outcomes. However, such compromises may be judged inevitable in a scoping review with a starting point of in excess of 1 million records (which to our knowledge makes it the largest scoping or systematic review ever attempted).

Additionally, the almost limitless potential scope of what constitutes an 'intervention in the economic environment' ('economic incentive') meant an inevitable need to set some initial parameters for eligibility. Whilst initial parameters were set to ensure a focus on those interventions and exposures of central interest, they may also be considered arbitrary to some extent. For example, this scoping review does not consider labour market or educational, training or professional development interventions that may increase employment rates or lead to changes in population-level distributions of occupational types or levels, with potential corollary impacts on levels and distribution of individual or household income. Nor does it consider reforms of the wider taxation system (i.e. outside of taxes imposed on goods and services) that may also lead to income change and redistribution. Interventions in the physical or built environment that may change distance (and therefore influence journey time) to amenities were also excluded. These examples do not constitute an exhaustive list of interventions that fall outside the initial parameters set for this scoping review. However, they do illustrate the range of excluded interventions that were not considered central to the heart of the research question for the review.

A final limitation is that this scoping review did not set out to assess the quality or risk-of-bias of included studies or to synthesise their results. This reflects a distinction between the primarily descriptive aims of scoping reviews and the primarily evaluative aims of systematic reviews. The key implication is that this scoping review was neither intended nor configured to generate a synthesis of evidence for the effects of interventions for use to inform policy decisions.

Findings

This scoping review found that the distribution of extant research evidence for economic environment interventions is heavily skewed in its focus on diet rather than physical activity. This may be explained in part by the consideration that, unlike the majority of diet-related behaviours, physical or sedentary activity does not *necessarily* involve the consumption or use of a product or service. However, many physical or sedentary activities *do* involve the consumption or use of products and services and, as such, the disparity may be due in part to other factors.

One possible further explanation is that the net contribution of diet-related behaviours and their proximal consequences (energy and nutrient intake) to the accumulation of risk factors for NCDs (e.g. overweight and obesity, raised blood pressure, raised blood glucose and raised blood cholesterol) may be greater than the contribution of sedentary behaviours and their proximal consequences (reduced energy expenditure and cardio-respiratory and muscular fitness) (Bleich 2008). In parallel, major population-level shifts from more to less physically active forms of employment during transitions to post-industrial society, and the concurrent proliferation of labour-saving technologies, have contributed to corresponding population-level declines in levels of physical activity that may be perceived as particularly difficult to reverse (Lakdawalla 2005). Such factors may have combined to influence a perception that behaviours that determine energy and nutrient intake might be a more promising and potentially efficacious target of intervention than behaviours that determine energy expenditure.

This scoping review identified considerable congruence between identified primary studies and reviews with respect to the interventions they assess. All types of intervention with substantive numbers of primary studies have been the subject of previous reviews. It is not

surprising to have found that reviews tend to focus on interventions for which relatively large numbers of primary studies are available. Based on the range of primary studies identified by this scoping review, it was judged unlikely that existing reviews have failed to locate important clusters of relevant primary studies. However, it was observed that separate reviews of the same intervention type in some cases produced incongruent interpretations of evidence derived from largely coterminous sets of included primary studies, with the result that policy-oriented inferences either diverged or were accompanied by more or less cautious caveats.

The heterogeneity of included primary studies in all characteristics and their general reliance on more or less sophisticated quasi-experimental and simulation study designs poses considerable methodological challenges for reviews that aim to aggregate evidence intervention effects across studies. Existing reviews identified by this scoping review used more or less systematic methods to identify and select studies but none reported having assessed risk-of-bias in (or the methodological quality of) included primary studies and none reported the use of explicit qualitative or quantitative methods to synthesise evidence for intervention effects. All these factors may to some extent help explain inconsistencies between existing reviews in the interpretation of evidence.

Implications for research

The paucity of evidence for interventions designed to alter economic incentives in ways that promote physical activity represents a clear gap in the evidence-base that could be addressed through new primary research. More generally, the findings that primary studies of interventions typically used quasi-experimental and simulation study designs and that they are heterogeneous with respect to characteristics of the populations, interventions, counterfactuals, outcomes and moderators they assessed highlight the limitations of the overall evidence-base in terms of its applicability to inform policy, and thus the significant scope for future primary research.

In parallel, the predominance of modelled evidence for some types of interventions (e.g. taxes on less healthy foods, beverages or nutrients and subsidies of healthier foods, beverages or nutrients), coupled with the dearth of UK-based studies, highlights the clear scope for more primary studies that *measure* actual behavioural responses to economic

environment interventions using field-based prospective experimental or robust quasi-experimental study designs in UK populations. This would provide a counterpoint to current (largely non-UK) modelled evidence for *predicted* behavioural responses to such interventions, which inevitably rely on simplified representations of complex systems and a variety of more or less plausible assumptions. Alongside (or possibly in combination with) research on taxes and subsidies, new field-based primary research may be justified to address the current lack of evidence for the effects of direct pricing legislation (minimum or maximum pricing) applied to diet- and physical activity-related products or services. The prospect for conducting more field-based studies of these types of fiscal policies in UK populations is clearly predicated on the implementation of (pilot) interventions in UK settings.

The general lack of economic evaluation of interventions (and of their budgetary impacts) may need to be addressed in further research if future policy is to be informed by considerations of how to maximise population health within available resources. Also, our findings suggest that future primary studies (and systematic reviews) would be strengthened by explicit assessments of the distributional effects of interventions and of potential trade-offs between average effectiveness and reducing health or economic inequalities (e.g. the distributional effects of taxes on food and non-alcoholic beverage purchases, including the assessment of how regressive (or not) such policies are in practice).

While all types of intervention with substantive numbers of primary studies have been the subject of previous reviews, there is clear scientific scope for further and more rigorous evidence synthesis of price promotions, taxes, supply-side subsidies and transfer payments. In practice, current initiatives to improve methods for systematic reviews of evidence from quasi-experimental studies may need to progress further before the potential return on investment from new systematic reviews of such interventions can be realised.

Unlike existing reviews of economic environment interventions, future systematic reviews in this area should incorporate systematic appraisal of the quality of included studies and risk of bias, and use explicit, systematic qualitative and (or, if feasible and appropriate) quantitative or mixed methods to synthesise results. Future reviews might also seek to exploit clusters of primary studies that present disaggregated results by sub-groups to place

an equity lens on the synthesis of evidence for effects using established methods (Main 2008). Finally, consideration could be given to the potential value of further systematic reviews of evidence for prices and income as economic correlates and determinants of behavioural and corollary outcomes.

The typology of outcome domains developed as an output of this scoping review reflect our proposition that there is a need for increased clarity in the research literature in distinguishing between impacts or outcomes at the different levels of proposed causal pathways. In particular, there is a need for greater consistency with respect to the classification of outcomes that measure behaviours, as distinct from those that measure the proximal or distal consequences of behaviours. We recognise the potential trade-offs between assessing direct behavioural impacts of interventions (which is important for credible inference of causal attribution) and/or their proximal consequences (e.g. dietary intake, energy expenditure) and measuring indirect, more distal (but clinically relevant) impacts on health, such as risk factors for non-communicable diseases (e.g. overweight and obesity, blood pressure, blood glucose, blood cholesterol) and/or final health outcomes (e.g. specific cause mortality and morbidity). The ideal study design to evaluate the effects of an intervention that is primarily intended to bring about substantial and enduring health-related behaviour change might incorporate measurement of outcomes in each of these domains, although we acknowledge that in practice this may prove unfeasible in studies restricted to short-term follow-up or those constrained by the available data within existing datasets. It is at least notable, though, that many studies of interventions primarily intended to influence health-related behaviour(s) do not assess or measure behaviour at all. In the most general terms, given the complex pathways and mechanisms by which behaviour change interventions are likely to influence health-related outcomes (and the myriad factors that may moderate these relationships), credible causal inference is much less likely in studies of behaviour change interventions that assess outcomes relating to distal consequences of behaviour and/or final health outcomes but fail to assess preceding impacts on behaviour. These considerations reiterate the need for future primary research and systematic reviews to test proposed causal pathways that link interventions with intended and unintended behavioural and health outcomes and the validity of underlying theoretical assumptions.

Conclusion

This scoping review has made the following four key contributions to the evidence base for economic environment interventions:

- i) Assembly and description of a large and heterogeneous body of evidence for the effects of changes in the economic environment on diet and physical activity-related behaviours and corollary outcomes, identifying in particular a paucity of research on physical activity-related outcomes;
- ii) Description of provisional typologies of economic interventions and outcomes to guide future primary research and systematic reviews;
- iii) Identification of a number of ways in which studies of economic incentives may be strengthened, including testing proposed causal pathways that link interventions with intended and unintended behavioural and health outcomes and the validity of underlying theoretical assumptions.
- iv) Confirmation of the need for further development of methods to support the systematic review and synthesis of the considerable body of quasi-experimental evidence in this field.

Acknowledgements

This scoping review was conducted in collaboration with colleagues at the Evidence for Policy and Practice Information and Co-ordinating Centre (EPPI-Centre), Social Science Research Unit, Institute of Education, University of London. In particular, we acknowledge the contributions of the following EPPI-Centre staff: James Thomas, Jeff Brunton, Sergio Graziosi, Alison O'Mara-Eves and Claire Stansfield. We also acknowledge the support provided by colleagues in MRC Human Nutrition Research, the UKCRC Centre for Diet and Activity Research (CEDAR) and the wider BHRU team, including members of the BHRU Scientific Advisory Board.

References

Included studies (Full-text screening: Category I)

Aasness 2003

Aasness, J., & Larsen, E. R. (2003). Distributional effects of environmental taxes on transportation. *Journal of Consumer Policy*, 26(3), 279-300.

Abdulai 2004

Abdulai, A., & Aubert, D. (2004). A cross-section analysis of household demand for food and nutrients in Tanzania. *Agricultural Economics*, 31(1), 67-79.

Abdulai 1999

Abdulai, A., Jain, D. K., & Sharma, A. K. (1999). Household food demand analysis in India. *Journal of Agricultural Economics*, 50(2), 316-327.

Abdul-Rahman 2008

Abdul-Rahman, M. F. (2008). *The demand for physical activity: An application of Grossman's health demand model to the elderly population*. Doctor of Philosophy Doctoral dissertation, Ohio State University, Columbus, OH, United States.

Abdus 2008

Abdus, S., & Cawley, J. (2008). Simulating the impact of a "fat tax" on body weight (Job market paper). Ithaca, NY: Cornell University.

Adelaja 1997

Adelaja, A. O., Nayga, R. M. J., & Lauderbach, T. C. (1997). Income and racial differentials in selected nutrient intakes. *American Journal of Agricultural Economics*, 79(5), 1452-1460.

Adrian 1976

Adrian, J., & Daniel, R. (1976). Impact of socioeconomic factors on consumption of selected food nutrients in the United States. *American Journal of Agricultural Economics*, 58(1), 31-38.

Agbola 2003

Agbola, F. W. (2003). Estimation of food demand patterns in South Africa based on a survey of households. *Journal of Agricultural and Applied Economics*, 35(3), 663-670.

Agrawal 2007

Agrawal, A. W., & Schimek, P. (2007). Extent and correlates of walking in the USA. *Transportation Research: Part D: Transport and Environment*, 12(8), 548-563.

Ahmed 1993

Ahmed, F., Barua, S., Mohiduzzaman, M., Shaheen, N., Bhuyan, M. A. H., Margetts, B. M., & Jackson, A. A. (1993). Interactions between growth and nutrient status in school-age children of urban Bangladesh. *American Journal of Clinical Nutrition*, 58(3), 334-338.

Ahn 2011

Ahn, S., Zhao, H., Smith, M. L., Ory, M. G., & Phillips, C. D. (2011). BMI and lifestyle changes

as correlates to changes in self-reported diagnosis of hypertension among older Chinese adults. *Journal of the American Society of Hypertension*, 5(1), 21-30.

Ahrens 2011

Ahrens, W., Siani, A., Bammann, K., De, H., Iacoviello, L., Hebestreit, A., . . . Pigeot, I. (2011). Introduction to the IDEFICS study - obesity prevalence in European children. *International Journal of Obesity*, 35(Suppl.1), s146.

Ainsworth 2006

Ainsworth, B. E., Macera, C. A., Jones, D. A., Reis, J. P., Addy, C. L., Bowles, H. R., . . . Harold, W. (2006). Comparison of the 2001 BRFSS and the IPAQ Physical Activity Questionnaires. *Medicine and Science in Sports and Exercise*, 38(9), 1584-1592.

Aitken 2008

Aitken, R., King, L., & Bauman, A. (2008). A comparison of Australian families' expenditure on active and screen-based recreation using the ABS Household Expenditure Survey 2003/04. *Australian & New Zealand Journal of Public Health*, 32(3), 238-245.

Akil 2011

Akil, L., & Ahmad, H. A. (2011). Effects of socioeconomic factors on obesity rates in four southern states and Colorado. *Ethnicity & Disease*, 21(1), 58-62.

Akin 1983

Akin, J. S., Guilkey, D. K., & Popkin, B. M. (1983). The school lunch program and nutrient intake: A switching regression analysis. *American Journal of Agricultural Economics*, 65(3), 477-485.

Akkary 2009

Akkary, E., Nerlinger, A., Yu, S., Dziura, J., Duffy, A. J., & Bell, R. L. (2009). Socioeconomic predictors of weight loss after laparoscopic Roux-Y gastric bypass. *Surgical Endoscopy*, 23(6), 1246-1251.

Alaimo 2001

Alaimo, K., Olson, C. M., & Frongillo, E. A. J. (2001). Low family income and food insufficiency in relation to overweight in US children: Is there a paradox? . *Archives of Pediatrics & Adolescent Medicine*, 155(10), 1161-1167.

Albert 2006

Albert, M. A., Glynn, R. J., Buring, J., & Ridker, P. M. (2006). Impact of traditional and novel risk factors on the relationship between socioeconomic status and incident cardiovascular events. *Circulation*, 114(24), 2619-2626.

Alberty 2009

Alberty, R., Albertyova, D., & Ahlers, I. (2009). Distribution and correlations of non-high-density lipoprotein cholesterol in Roma and Caucasian children: The Slovak Lipid Community study. *Collegium Antropologicum*, 33(4), 1015-1022.

Alfonzo 2006

Alfonzo, L., Hanawa, P., & Hikaru. (2006). Estimating food demand in Paraguay from household survey data. *Agricultural Economics*, 34(3), 243-257.

al-Isa 1999

al-Isa, A. N. (1999). Dietary and socio-economic factors associated with obesity among Kuwaiti college men. *British Journal of Nutrition*, 82(5), 369-374.

Al-Kloub 2010

Al-Kloub, M. I., Al-Hassan, M. A., & Froelicher, E. S. (2010). Predictors of obesity in school-aged Jordanian adolescents. *International Journal of Nursing Practice*, 16(4), 397-405.

Allais 2010

Allais, O., Bertail, P., & Nichele, V. (2010). The effects of a fat tax on French households' purchases: A nutritional approach. *American Journal of Agricultural Economics*, 92(1), 228-245.

Alley 2006

Alley, D. E., Seeman, T. E., Ki, K. J., Karlamangla, A., Hu, P., & Crimmins, E. M. (2006). Socioeconomic status and C-reactive protein levels in the US population: NHANES IV. *Brain, Behavior, & Immunity*, 20(5), 498-504.

Al-Mahroos 2001

Al-Mahroos, F., & Al-Roomi, K. (2001). Obesity among adult Bahraini population: Impact of physical activity and educational level. *Annals of Saudi Medicine*, 21(3-4), 183-187.

Al-Nuaim 1997

Al-Nuaim, A. A., Bamgboye, E. A., Al-Rubeaan, K. A., & Al-Mazrou, Y. (1997). Overweight and obesity in Saudi Arabian adult population, role of socio- demographic variables. *Journal of Community Health*, 22(3), 211-223.

Alston 2010

Alston, J. M., Rickard, B. J., & Okrent, A. M. (2010). Farm Policy and Obesity in the United States. *Choices*, 25(3).

Alston 2009

Alston, J. M., Mullally, C. C., Sumner, D. A., Townsend, M., & Vosti, S. A. (2009). Likely effects on obesity from proposed changes to the US Food Stamp Program. *Food Policy*, 34(2), 176-184.

Alston 2008

Alston, J. M., Sumner, D. A., & Vosti, S. A. (2008). Farm subsidies and obesity in the United States: National evidence and international comparisons. *Food Policy*, 33(6), 470-479.

Alves 2009

Alves, J. G. B., Siqueira, P. P., & Figueiroa, J. N. (2009). Excesso de peso e inatividade física em crianças moradoras de favelas na região metropolitana do Recife, PE [Overweight and physical inactivity in children living in favelas in the metropolitan region of Recife, Brazil]. *Jornal de Pediatria*, 85(1), 67-71.

Amarasinghe 2009

Amarasinghe, A., D'Souza, G., Brown, C., Oh, H., & Borisova, T. (2009). The influence of socioeconomic and environmental determinants on health and obesity: A West Virginia case study. *International Journal of Environmental Research & Public Health* 6(8), 2271-2287.

Ammouri 2008

Ammouri, A. A. (2008). Demographic differences in health promoting lifestyle of adult Jordanians. *Jordan Medical Journal*, 42(4), 220-228.

Ammouri 2007

Ammouri, A. A., Neuberger, G., Nashwan, A. J., & Al-Haj, A. M. (2007). Determinants of self-reported physical activity among Jordanian adults: Clinical scholarship. *Journal of Nursing Scholarship*, 39(4), 342-348.

Anderson 2010

Anderson, A. D. (2010). *African-American parents' nutritional habits: Implications for the prevention of early childhood obesity*. Doctor of Education Doctoral dissertation, University of North Texas, Denton, TX.

Anderson 1994

Anderson, A. S., Hunt, K., Ford, G., & Finnigan, F. (1994). One apple a day? Fruit and vegetable intake in the West of Scotland. *Health Education Research*, 9(3), 297-305.

Anderson 2002

Anderson, P. M., Butcher, K. F., & Levine, P. B. (2002). Maternal employment and overweight children *NBER Working Paper Series No.8770*. Cambridge, MA: National Bureau of Economic Research.

Andreyeva 2011

Andreyeva, T., Chaloupka, F. J., & Brownell, K. D. (2011). Estimating the potential of taxes on sugar-sweetened beverages to reduce consumption and generate revenue. *Preventive Medicine*, 52(6), 413-416.

Andreyeva 2010

Andreyeva, T., Long, M. W., & Brownell, K. D. (2010). The impact of food prices on consumption: A systematic review of research on the price elasticity of demand for food. *American Journal of Public Health*, 100(2), 216-222.

Arambepola 2007

Arambepola, C., Ekanayake, R., & Fernando, D. (2007). Gender differentials of abdominal obesity among the adults in the district of Colombo, Sri Lanka. *Preventive Medicine*, 44(2), 129-134.

Arcia 1990

Arcia, G. J., Crouch, L. A., & Kulka, R. A. (1990). Impact of the WIC Program on Food Expenditures. *American Journal of Agricultural Economics*, 72(1), 218-226.

Ardern 2007

Ardern, C. I., & Katzmarzyk, P. T. (2007). Geographic and demographic variation in the prevalence of the metabolic syndrome in Canada. *Canadian Journal of Diabetes*, 31(1), 34-46.

Arnoult 2008

Arnoult, M. H., Tiffin, R., & Traill, W. B. (2008). Models of nutrient demand, tax policy & public health impact *Workpackage No.1, Report No.3*. Reading, UK: University of Reading, Research Councils UK, Rural Economy and Land Use.

Arsenault 2003

Arsenault, J. E., & Brown, K. H. (2003). Zinc intake of US preschool children exceeds new dietary reference intakes. *American Journal of Clinical Nutrition*, 78(5), 1011-1017.

Asfaw 2007

Asfaw, A. (2007). Do government food price policies affect the prevalence of obesity? Empirical evidence from Egypt. *World Development*, 35(4), 687-701.

Atlantis 2009

Atlantis, E., Lange, K., & Wittert, G. A. (2009). Chronic disease trends due to excess body weight in Australia. *Obesity Reviews*, 10(5), 543-553.

Attanasio 2005

Attanasio, O., & Mesnard, A. (2005). The impact of a conditional cash transfer programme on consumption in Colombia. *Fiscal Studies*, 27(4), 421-442.

Auld 2009

Auld, M. C., & Powell, L. M. (2009). Economics of food energy density and adolescent body weight. *Economica*, 76(304), 719-740.

Ayala 2005

Ayala, G. X., Mueller, K., Lopez-Madurga, E., Campbell, N. R., & Elder, J. P. (2005). Restaurant and food shopping selections among Latino women in Southern California. *Journal of the American Dietetic Association*, 105(1), 38-45.

Ayala 2004

Ayala, G. X., Elder, J. P., Campbell, N. R., Slymen, D. J., Roy, N., Engelberg, M., & Ganiats, T. (2004). Correlates of body mass index and waist-to-hip ratio among Mexican women in the United States: implications for intervention development. *Womens Health Issues*, 14(5), 155-164.

Azevedo 2008

Azevedo, M. R., Horta, B. L., Gigante, D. P., Victora, C. G., & Barros, F. C. (2008). Factors associated to leisure-time sedentary lifestyle in adults of 1982 birth cohort, Pelotas, Southern Brazil. *Revista de Saude Publica*, 42 (Suppl.2), 70-77.

Babey 2010

Babey, S. H., Hastert, T. A., Wolstein, J., & Diamant, A. L. (2010). Income disparities in obesity trends among California adolescents. *American Journal of Public Health*, 100(11), 2149-2155.

Babey 2009

Babey, S. H., Hastert, T. A., Huang, W., & Brown, R. E. (2009). Sociodemographic, family, and environmental factors associated with active commuting to school among US adolescents. *Journal of Public Health Policy*, 30 (Suppl.1), s203-s220.

Bahonar 2010

Bahonar, A., Sarrafzadegan, N., Kelishadi, R., Ramezani, M. A., Gharipour, M., & Shirani, S. (2010). Relationship between socioeconomic profiles with cardiovascular risk factors in Iran: The IHHP study. *Circulation*, 122 (2), e186.

Bai 2010

Bai, J., Wahl, T. I., Lohmar, B. T., & Huang, J. (2010). Food away from home in Beijing: Effects of wealth, time and 'free' meals. *China Economic Review*, 21(3), 432-441.

Balistreri 2009

Balistreri, K. S., & Van Hook, J. (2009). Socioeconomic status and body mass index among

Hispanic children of immigrants and children of natives. *American Journal of Public Health*, 99(12), 2238-2246.

Ball 2005

Ball, K., & Crawford, D. (2005). Socioeconomic status and weight change in adults: A review. *Social Science & Medicine*, 60(9), 1987-2010.

Ballew 2001

Ballew, C., Bowman, B. A., Sowell, A. L., & Gillespie, C. (2001). Serum retinol distributions in residents of the United States: Third National Health and Nutrition Examination Survey, 1988-1994. *American Journal of Clinical Nutrition*, 73(3), 586-593.

Baltrus 2010

Baltrus, P. T., Shim, R. S., Ye, J., Watson, L., & Davis, S. K. (2010). Socioeconomic position, stress, and cortisol in relation to waist circumference in African American and white women. *Ethnicity & Disease*, 20(4), 376-382.

Baltrus 2007

Baltrus, P. T., Everson-Rose, S. A., Lynch, J. W., Raghunathan, T. E., & Kaplan, G. A. (2007). Socioeconomic position in childhood and adulthood and weight gain over 34 years: The Alameda County Study. *Annals of Epidemiology*, 17(8), 608-614.

Banovic 2006

Banovic, M., Barreira, M. M., & Fontes, M. A. (2006). Portuguese household food expenditure: 1990, 1995 and 2000. *New Medit: Mediterranean Journal of Economics, Agriculture and Environment*, 5(2), 25-31.

Baquero 2010

Baquero, B. I. (2010). *Macro, meso and cultural exchange level of influence on obesity among Mexican immigrants and Mexican-Americans living on the US-Mexico border in Southern California*. Doctor of Philosophy in Public Health Doctoral dissertation, University of California, San Diego, San Diego, CA, United States.

Barnett 2008

Barnett, T. A., Gauvin, L., Craig, C. L., & Katzmarzyk, P. T. (2008). Distinct trajectories of leisure time physical activity and predictors of trajectory class membership: A 22 year cohort study. *International Journal of Behavioral Nutrition and Physical Activity*, 5(57).

Barreto 2003

Barreto, S. M., Passos, V. M., & Lima-Costa, M. F. (2003). Obesidade e baixo peso entre idosos brasileiros. Projeto Bambuí [Obesity and underweight among Brazilian elderly: The Bambui Health and Aging Study]. *Cadernos de saude publica / Ministerio da Saude, Fundacao Oswaldo Cruz, Escola Nacional de Saude Publica*, 19(2), 605-612.

Barslund 2007

Barslund, M. (2007). Regional differences in food consumption in urban Mozambique: A censored demand system approach *University of Copenhagen Department of Economics Discussion Papers*. Copenhagen: University of Copenhagen.

Basiotis 1987

Basiotis, P. P., Johnson, S. R., Morgan, K. J., & Chen, J.-S. A. (1987). Food stamps, food costs, nutrient availability, and nutrient intake. *Journal of Policy Modeling*, 9(3), 383-404.

Baum 2008

Baum, C. (2008). The effects of food stamp benefits on weight gained by expectant mothers *Discussion Paper No. 1343-08*. Madison, WI: University of Wisconsin Madison Institute for Research on Poverty.

Baum 2011

Baum, C. L. (2011). The effects of food stamps on obesity. *Southern Economic Journal*, 77(3), 623-651. [Primary reference]

Baum, C. L. (2007). The effects of food stamps on obesity *Contractor and Cooperator Report No.34*. Murfreesboro, TN: Middle Tennessee State University.

Bauman 2011

Bauman, A., Ma, G., Cuevas, F., Omar, Z., Waqanivalu, T., Phongsavan, P., . . . Bhushan, A. (2011). Cross-national comparisons of socioeconomic differences in the prevalence of leisure-time and occupational physical activity, and active commuting in six Asia-Pacific countries. *Journal of Epidemiology and Community Health*, 65(1), 35-43.

Behrman 1989

Behrman, J. R., & Deolalikar, A. B. (1989). Is variety the spice of life? Implications for calorie intake. *Review of Economics and Statistics*, 71(4), 666-672.

Bell 1999

Bell, D. R., Chiang, J., & Padmanabhan, V. (1999). The decomposition of promotional response: An empirical generalization. *Marketing Science*, 18, 504-526.

Bennett 2006

Bennett, G. G., Wolin, K. Y., Puleo, E., & Emmons, K. M. (2006). Pedometer-determined physical activity among multiethnic low-income housing residents. *Medicine and Science in Sports and Exercise*, 38(4), 768-773.

Bere 2008

Bere, E., van Lenthe, F., Klepp, K.-I., & Brug, J. (2008). Why do parents' education level and income affect the amount of fruits and vegetables adolescents eat? *European Journal of Public Health*, 18(6), 611-615.

Bergman 2010

Bergman, P., Grijibovski, A. M., Hagströmer, M., Patterson, E., & Sjöström, M. (2010). Congestion road tax and physical activity. *American Journal of Preventive Medicine*, 38(2), 171-177.

Bergtold 2004

Bergtold, J. S., Akobundu, E., & Peterson, E. B. (2004). The FAST method: Estimating unconditional demand elasticities for processed foods in the presence of fixed effects. *Journal of Agricultural and Resource Economics*, 29(2), 276-295. [Primary reference]

Bergtold, J. S., Akobundu, E., & Peterson, E. B. (2003). *The FAST method: Estimating unconditional demand elasticities for processed foods in the presence of fixed effects*. Paper presented at the Annual meeting of the American Agricultural Economics Association, Montreal, Quebec.

Berrigan 2006

Berrigan, D., Troiano, R. P., McNeel, T., Disogra, C., & Ballard-Barbash, R. (2006). Active

transportation increases adherence to activity recommendations. *American Journal of Preventive Medicine*, 31(3), 210-216.

Berrigan 2003

Berrigan, D., Dodd, K., Troiano, R. P., Krebs-Smith, S. M., & Ballard, B. (2003). Patterns of health behavior in U.S. adults. *Preventive Medicine*, 36(5), 615-623.

Bersamin 2009

Bersamin, A., Hanni, K. D., & Winkleby, M. A. (2009). Predictors of trying to lose weight among overweight and obese Mexican-Americans: A signal detection analysis. *Public Health Nutrition*, 12(1), 64-73.

Bertail 2008

Bertail, P., & Caillavet, F. (2008). Fruit and vegetable consumption patterns: A segmentation approach. *American Journal of Agricultural Economics*, 90(3), 827-842.

Beydoun 2008a

Beydoun, M. A., Powell, L. M., & Wang, Y. (2008). The association of fast food, fruit and vegetable prices with dietary intakes among US adults: Is there modification by family income? *Social Science & Medicine*, 66(11), 2218-2229. [Primary reference]

Beydoun, M. A., Powell, L. M., Chen, X., & Wang, Y. (2011). Food prices are associated with dietary quality, fast food consumption, and body mass index among U.S. children and adolescents. *The Journal of Nutrition*, 141(2), 304-311.

Bezerra 2010

Bezerra, I. N., & Sichieri, R. (2010). Characteristics and spending on out-of-home eating in Brazil. *Revista de Saude Publica*, 44(2), 221-229.

Bhargava 2007

Bhargava, A., & Amialchuk, A. (2007). Added sugars displaced the use of vital nutrients in the National Food Stamp Program Survey. *Journal of Nutrition*, 137(2), 453-460.

Bhargava 1991

Bhargava, A. (1991). Estimating short and long run income elasticities of foods and nutrients for rural South India. *Journal of the Royal Statistical Society: Series A (Statistics in Society)*, 154(1), 157-174.

Bhattacharyya 2007

Bhattacharyya, N. G., Ogston, S. A., Mukherjee, D. K., Bandopadhyay, S., Sabui, T. K., & Mukhopadhyay, S. (2007). Family income influences height and fat-free mass in girls not boys in Kolkata. *Acta Paediatrica, International Journal of Paediatrics*, 96(5), 774-775.

Billson 1999

Billson, H., Pryer, J. A., & Nichols, R. (1999). Variation in fruit and vegetable consumption among adults in Britain. An analysis from the dietary and nutritional survey of British adults. *European Journal of Clinical Nutrition*, 53(12), 946-952.

Biltoft-Jensen 2009

Biltoft-Jensen, A., Groth, M. V., Matthiessen, J., Wachmann, H., Christensen, T., & Fagt, S. (2009). Diet quality: Associations with health messages included in the Danish Dietary Guidelines 2005, personal attitudes and social factors. *Public Health Nutrition*, 12(8), 1165-1173.

Binkley 2010

Binkley, J., & Golub, A. (2010). Household food choice in four food categories: Healthy or unhealthy? (C. o. E. Agriculture, Department of Agriculture, Trans.) *Working Paper No. 10-2*. West Lafayette, IN: Purdue University. [Primary reference]

Binkley, J., K., & Golub, A. (2011). Consumer demand for nutrition versus taste in four major food categories. *Agricultural Economics*, 42(1), 65-74.

Binkley 2006

Binkley, J. K. (2006). The effect of demographic, economic, and nutrition factors on the frequency of food away from home. *Journal of Consumer Affairs*, 40(2), 372-391.

Bitler 2004

Bitler, M., & Currie, J. (2004). Medicaid at birth, WIC take up, and children's outcomes: A final report to the IRP/USDA small grants program. In R. C. P. Department (Ed.), *Working Papers*.

Bittencourt 2007

Bittencourt, M. V. L., Teratanavat, R. P., & Chern, W. S. (2007). Food consumption and demographics in Japan: Implications for an aging population. *Agribusiness*, 23(4), 529-551.

Black 2010

Black, J. L., & Macinko, J. (2010). The changing distribution and determinants of obesity in the neighborhoods of New York City, 2003-2007. *American Journal of Epidemiology*, 171(7), 765-775.

Black 2004

Black, M. M., Cutts, D. B., Frank, D. A., Geppert, J., Skalicky, A., Levenson, S., . . . Herren, T. (2004). Special supplemental nutrition program for women, infants, and children participation and infants' growth and health: A multisite surveillance study. *Pediatrics*, 114(1), 169-176.

Blakely 2011

Blakely, T., Ni Mhurchu, C., Jiang, Y., Matoe, L., Funaki-Tahifote, M., Eyles, H. C., . . . Rodgers, A. (2011). Do effects of price discounts and nutrition education on food purchases vary by ethnicity, income and education? Results from a randomised, controlled trial. *Journal of Epidemiology and Community Health*.

Blanck 2011

Blanck, H. M., Thompson, O. M., Nebeling, L., & Yaroch, A. L. (2011). Improving fruit and vegetable consumption: Use of farm-to-consumer venues among US adults. *Preventing Chronic Disease*, 8(2), A49.

Blaylock 1982

Blaylock, J. R., & Smallwood, D. M. (1982). Analysis of income and food expenditure distributions: A flexible approach. *Review of Economics and Statistics*, 64(1), 104-109.

Blijham 2007

Blijham, N., De Kan, L., & Niehof, A. (2007). Determinants and adequacy of food consumption of children in La Trinidad, the Philippines. *International Journal of Consumer Studies*, 31(3), 195-203.

Block 2010

Block, J. P., Chandra, A., McManus Katherine, D., & Willett Walter, C. (2010). Point-of-purchase price and education intervention to reduce consumption of sugary soft drinks. *American Journal of Public Health, 100*(8), 1427-1433.

Bodea 2009

Bodea, T. D., Garrow, L. A., Meyer, M. D., & Ross, C. L. (2009). Socio-demographic and built environment influences on the odds of being overweight or obese: The Atlanta experience. *Transportation Research: Part A: Policy and Practice, 43*(4), 430-444.

Bodnar 2002

Bodnar, L. M., & Siega-Riz, A. M. (2002). A diet quality index for pregnancy detects variation in diet and differences by sociodemographic factors. *Public Health Nutrition, 5*(6), 801-809.

Bodor 2010

Bodor, J., Rice, J., Farley, T., Swalm, C., & Rose, D. (2010). The association between obesity and urban food environments. *Journal of Urban Health, 87*(5), 771-781.

Boizot-Szantaï 2005

Boizot-Szantaï, C., & Etilé, F. (2005). *The food prices/ body mass index relationship: Theory and evidence from a sample of French adults*. Paper presented at the 11th Congress of the European Association of Agricultural Economists, Copenhagen, Denmark.

Bonnet 2011a

Bonnet, C., & Requillart, V. (2011). Does the EU sugar policy reform increase added sugar consumption? An empirical evidence on the soft drink market. *Health Economics, 20*(9), 1012-1024.

Bonnet 2011b

Bonnet, C., & Requillart, V. (2011). Strategic pricing and health price policies *IDEI Working Papers No. 11-233* (pp. 1-35). Toulouse, France: Toulouse School of Economics.

Boone-Heinonen 2010

Boone-Heinonen, J., Evenson, K. R., Song, Y., & Gordon-Larsen, P. (2010). Built and socioeconomic environments: Patterning and associations with physical activity in U.S. adolescents. *International Journal of Behavioral Nutrition and Physical Activity, 7*(45).

Booth 2005

Booth, K. M., Pinkston, M. M., & Poston, W. S. C. (2005). Obesity and the built environment. *Journal of the American Dietetic Association, 105*(5, Suppl.1), 110-117.

Bopp 2006

Bopp, M., Wilcox, S., Laken, M., Butler, K., Carter, R. E., McClorin, L., & Yancey, A. (2006). Factors associated with physical activity among African-American men and women. *American Journal of Preventive Medicine, 30*(4), 340-346.

Borders 2006

Borders, T. F., Rohrer, J. E., & Cardarelli, K. M. (2006). Gender-specific disparities in obesity. *Journal of Community Health, 31*(1), 57-68.

Bose 2007

Bose, K., Bisai, S., Das, P., Dikshit, S., & Pradhan, S. (2007). Inter-relationships of income,

chronic energy deficiency, morbidity and hospitalization among adult male slum dwellers of Midnapore, West Bengal, India. *Journal of Biosocial Science*, 39(5), 779-786.

Boslaugh 2006

Boslaugh, S. E., & Andresen, E. M. (2006). Correlates of physical activity for adults with disability. *Preventing Chronic Disease*, 3(3), 1-14.

Bossan 2007

Bossan, F. M., Dos, A., Luiz, A., de Vasconcellos, M. T. L., & Wahrlich, V. (2007). Nutritional status of the adult population in Niteroi, Rio de Janeiro, Brazil: The nutrition, physical activity, and health survey. *Cadernos de Saude Publica*, 23(8), 1867-1876.

Bouis 1996

Bouis, H. E. (1996). A food demand system based on demand for characteristics: If there is 'curvature' in the Slutsky matrix, what do the curves look like and why? *Journal of Development Economics*, 51(2), 239-266.

Boukouvalas 2009

Boukouvalas, G., Shankar, B., & Bruce, T. (2009). Determinants of fruit and vegetable intake in England: A re-examination based on quantile regression. *Public Health Nutrition*, 12(11), 2183-2191.

Boumtje 2005

Boumtje, P. I., Huang, C. L., Lee, J.-Y., & Lin, B.-H. (2005). Dietary habits, demographics, and the development of overweight and obesity among children in the United States. *Food Policy*, 30(2), 115-128.

Bowman 2007

Bowman, S. (2007). Low economic status is associated with suboptimal intakes of nutritious foods by adults in the National Health and Nutrition Examination Survey 1999-2002. *Nutrition Research*, 27(9), 515-523.

Bowman 2006

Bowman, S. A. (2006). Television-viewing characteristics of adults: Correlations to eating practices and overweight and health status. *Preventing Chronic Disease*, 3(2), 1-11.

Bowman 2004

Bowman, S. A., Gortmaker, S. L., Ebbeling, C. B., Pereira, M. A., & Ludwig, D. S. (2004). Effects of fast-food consumption on energy intake and diet quality among children in a national household survey. *Pediatrics*, 113(1 Pt.1), 112-118.

Boynton 2008

Boynton, A., Neuhouser, M. L., Sorensen, B., McTiernan, A., & Ulrich, C. M. (2008). Predictors of diet quality among overweight and obese postmenopausal women. *Journal of the American Dietetic Association*, 108(1), 125-130.

Braveman 2010

Braveman, P. A., Cubbin, C., Egerter, S., Williams, D. R., & Pamuk, E. (2010). Socioeconomic disparities in health in the United States: What the patterns tell us. *American Journal of Public Health*, 100(Suppl.1), s186-s196.

Breckenkamp 2007

Breckenkamp, J., Mielck, A., & Razum, O. (2007). Health inequalities in Germany: Do

regional-level variables explain differentials in cardiovascular risk? *BioMed Central Public Health*, 7, 132.

Breuer 2010

Breuer, C., Hallmann, K., Wicker, P., & Feiler, S. (2010). Socio-economic patterns of sport demand and ageing. *European Reviews of Aging & Physical Activity*, 7(2), 61-70.

Briefel 2009

Briefel, R. R., Wilson, A., & Gleason, P. M. (2009). Consumption of low-nutrient, energy-dense foods and beverages at school, home, and other locations among school lunch participants and nonparticipants. *Journal of the American Dietetic Association*, 109(Suppl.2), s79-s90.

Brophy 2011

Brophy, S., Cooksey, R., Lyons, R. A., Thomas, N. E., Rodgers, S. E., & Gravenor, M. B. (2011). Parental factors associated with walking to school and participation in organised activities at age 5: Analysis of the Millennium Cohort Study. *BioMed Central Public Health*, 11, 14.

Brophy 2009

Brophy, S., Cooksey, R., Gravenor, M. B., Mistry, R., Thomas, N., Lyons, R. A., & Williams, R. (2009). Risk factors for childhood obesity at age 5: Analysis of the millennium cohort study. *BioMed Central Public Health*, 9, 467.

Brown 2009

Brown, D. E., Hampson, S. E., Dubanoski, J. P., Murai, A. S., & Hillier, T. A. (2009). Effects of ethnicity and socioeconomic status on body composition in an admixed, multiethnic population in Hawaii. *American Journal of Human Biology*, 21(3), 383-388.

Brown 1990

Brown, D. M. (1990). The restaurant and fast food race: Who's winning? *Southern Economic Journal*, 56(4), 984-995.

Brown 1954

Brown, J. A. C. (1954). The consumption of food in relation to household composition and income. *Econometrica*, 22, 444-460.

Brownson 2006

Brownson, R. C., Haire-Joshu, D., & Luke, D. A. (2006). Shaping the context of health: A review of environmental and policy approaches in the prevention of chronic diseases. *Annual Review of Public Health*, 27, 341-370.

Brug 2008

Brug, J. (2008). Determinants of healthy eating: Motivation, abilities and environmental opportunities. *Family Practice*, 25(Suppl.1), i50-i55.

Bryan 2011

Bryan, S. N. (2011). *The epidemiology of physical activity in Canada*. Doctor of Philosophy Doctoral dissertation, Queen's University, Kingston, ON, Canada.

Bryan 2009

Bryan, S. N., & Katzmarzyk, P. T. (2009). Patterns and trends in walking behaviour among

Canadian adults. *Canadian Journal of Public Health. Revue Canadienne de Sante Publique*, 100(4), 294-298.

Bryant 1981

Bryant, W., & Gerner, J. L. (1981). Television use by adults and children: A multivariate analysis. *Journal of Consumer Research*, 8(2), 154-161.

Burstein 2000

Burstein, N. R., Fox, M. K., Hiller, J. B., Kornfeld, R., Lam, K., Price, C., & Rodda, D. T. (2000). WIC general analysis project: Profile of WIC children US Department of Agriculture/Food and Nutrition Service. Cambridge, MA: Abt Associates Inc.

Butcher 2008

Butcher, K., Sallis, J. F., Mayer, J. A., & Woodruff, S. (2008). Correlates of physical activity guideline compliance for adolescents in 100 U.S. Cities. *Journal of Adolescent Health*, 42(4), 360-368.

Butler 2007

Butler, G. P., Orpana, H. M., & Wiens, A. J. (2007). By your own two feet: Factors associated with active transportation in Canada. *Canadian Journal of Public Health. Revue Canadienne de Sante Publique*, 98(4), 259-264.

Butler 1985

Butler, J. S., Ohls, J. C., & Posner, B. (1985). The effect of the Food Stamp Program on the nutrient intake of the eligible elderly. *The Journal of Human Resources*, 20, 405-420.

Buttet 2010

Buttet, S., & Dolar, V. (2010). A simple model of eating decisions and weight with rational and forward-looking agents (D. o. Economics, Trans.) *Economics Department Working Paper Series No. 11*. Cleveland, OH: Cleveland State University.

Capacci 2011

Capacci, S., & Mazzocchi, M. (2011). Five-a-day, a price to pay: An evaluation of the UK program impact accounting for market forces. *Journal of Health Economics*, 30(1), 87-98.

Caraher 2007

Caraher, M., & Carr-Hill, R. (2007). Taxation and population health: "Sin taxes" or structured approaches. In S. Galea (Ed.), *Macrosocial determinants of population health* (pp. 211-231). New York, NY: Springer

Caraher 2005

Caraher, M., & Cowburn, G. (2005). Taxing food: Implications for public health nutrition. *Public Health Nutrition*, 8(8), 1242-1249.

Casagrande 2007

Casagrande, S. S., Wang, Y., Anderson, C., & Gary, T. L. (2007). Have Americans increased their fruit and vegetable intake? The trends between 1988 and 2002. *American Journal of Preventive Medicine*, 32(4), 257-263.

Casey 2001

Casey, P. H., Szeto, K., Lensing, S., Bogle, M., & Weber, J. (2001). Children in food-insufficient, low-income families: Prevalence, health, and nutrition status. *Archives of Pediatrics and Adolescent Medicine*, 155(4), 508-514.

Cash 2007a

Cash, S. B., Goddard, E., & Lacanilao, R. D. (2007). Fat taxes and health outcomes: An investigation of economic factors influencing obesity in Canada *Consumer and Market Demand Network Papers No.6841* (pp. 29). Edmonton, AB: University of Alberta.

Cash, S. B., & Lacanilao, R. D. (2007). Taxing food to improve health: Economic evidence and arguments. *Agricultural and Resource Economics Review*, 36(2), 174-182.

Cassani 2009

Cassani, R. S. L., Nobre, F., Pazin, F., & Schmidt, A. (2009). Prevalencia de fatores de risco cardiovascular em trabalhadores de uma industria Brasileira [Prevalence of cardiovascular risk factors in a population of Brazilian industry workers]. *Arquivos Brasileiros de Cardiologia*, 92(1), 15-21.

Cawley 2010

Cawley, J., Moran, J., & Simon, K. (2010). The impact of income on the weight of elderly Americans. *Health Economics*, 19(8), 979-993. [Primary reference]

Cawley, J., Moran, J. R., & Simon, K. I. (2008). The impact of income on the weight of elderly Americans *NBER Working Paper Series No.14104*. Cambridge, MA: National Bureau of Economic Research.

Cawley 2011

Cawley, J., & Ruhm, C. (2011). The economics of risky health behaviors *Discussion Paper Series No. 5728*. Bonn, Germany: Forschungsinstitut zur Zukunft der Arbeit (IZA) Institute for the Study of Labor.

Cerin 2008

Cerin, E., & Leslie, E. (2008). How socio-economic status contributes to participation in leisure-time physical activity. *Social Science & Medicine*, 66(12), 2596-2609. [Primary reference]

Cerin, E., Leslie, E., & Owen, N. (2009). Explaining socio-economic status differences in walking for transport: An ecological analysis of individual, social and environmental factors. *Social Science & Medicine*, 68(6), 1013-1020.

Cervero 2003

Cervero, R., & Duncan, M. (2003). Walking, bicycling, and urban landscapes: Evidence from the San Francisco Bay Area. *American Journal of Public Health*, 93(9), 1478-1483.

Chad 2005

Chad, K. E., Reeder, B. A., Harrison, E. L., Ashworth, N. L., Sheppard, S. M., Schultz, S. L., . . . Lawson, J. A. (2005). Profile of physical activity levels in community-dwelling older adults. *Medicine and Science in Sports and Exercise*, 37(10), 1774-1784.

Chadarat 2006

Chadarat, M., Tongkumchum, P., & Tongsinoot, S. (2006). Factors affecting high school overweight students in Pattani Province of Thailand. *Pakistan Journal of Nutrition*, 5(2), 125-129.

Chakraborty 2009

Chakraborty, R., Bose, K., & Bisai, S. (2009). Relationship of family income and house type to

body mass index and chronic energy deficiency among urban Bengalee male slum dwellers of Kolkata, India. *Homo*, 60(1), 45-57.

Chaloupka 2011

Chaloupka, F. J., Powell, L. M., & Chriqui, J. F. (2011). Sugar-sweetened beverages and obesity: The potential impact of public policies. *Journal of Policy Analysis and Management*, 30(3), 645-655

Chaloupka 2009a

Chaloupka, F. J., Powell, L. M., & Chriqui, J. (2009). Sugar-sweetened beverage taxes and public health *Research Brief*. Princeton, NJ: Robert Wood Johnson Foundation.

Chaloupka 2009b

Chaloupka, F. J., & Powell, L. M. (2009). Price, availability, and youth obesity: Evidence from Bridging the Gap. *Preventing Chronic Disease*, 6(3), A93.

Chang 2005a

Chang, V. W., & Lauderdale, D. S. (2005). Income disparities in body mass index and obesity in the United States, 1971-2002. *Archives of Internal Medicine*, 165(18), 2122-2128.

Chang 2005b

Chang, V. W., & Christakis, N. A. (2005). Income inequality and weight status in US metropolitan areas. *Social Science & Medicine*, 61(1), 83-96.

Chaput 2006

Chaput, J. P., Brunet, M., & Tremblay, A. (2006). Relationship between short sleeping hours and childhood overweight/obesity: Results from the 'Quebec en Forme' project. *International Journal of Obesity*, 30(7), 1080-1085.

Chasan-Taber 2008

Chasan-Taber, L., Schmidt, M. D., Pekow, P., Sternfeld, B., Solomon, C. G., & Markenson, G. (2008). Predictors of excessive and inadequate gestational weight gain in Hispanic women. *Obesity (Silver Spring)*, 16(7), 1657-1666.

Chasan-Taber 2007

Chasan-Taber, L., Schmidt, M. D., Pekow, P., Sternfeld, B., Manson, J., & Markenson, G. (2007). Correlates of physical activity in pregnancy among Latino women. *Maternal and Child Health Journal*, 11(4), 353-363.

Chavas 1983

Chavas, J.-P., & Keplinger, K. O. (1983). Impact of domestic food programs on nutrient intake of low-income persons in the United States. *Southern Journal of Agricultural Economics*, 15(1), 155-163.

Chavas 1982

Chavas, J.-P., & Yeung, M. L. (1982). Effects of the Food Stamp Program on food consumption in the Southern United States. *Southern Journal of Agricultural Economics*, 14(1), 131-139.

Chee 2004

Chee, H.-L., Kandiah, M., Khalid, M., Shamsuddin, K., Jamaluddin, J., Nordin, N. A. M. M., . . . Osman, I. (2004). Body mass index and factors related to overweight among women

workers in electronic factories in Peninsular Malaysia. *Asia Pacific Journal of Clinical Nutrition*, 13(3), 248-254.

Chen 2009

Chen, J.-L. (2009). Household income, maternal acculturation, maternal education level and health behaviors of Chinese-American children and mothers. *Journal of Immigrant and Minority Health*, 11(3), 198-204.

Chen 2008

Chen, Z., & Meltzer, D. (2008). Beefing up with the Chans: Evidence for the effects of relative income and income inequality on health from the China Health and Nutrition Survey. *Social Science & Medicine*, 66(11), 2206-2217.

Chen 2005

Chen, Z., Yen, S. T., & Eastwood, D. B. (2005). Effects of food stamp participation on body weight and obesity. *American Journal of Agricultural Economics*, 87(5), 1167-1173.

Chen 2002

Chen, S.-N. (2002). Prices and health: Identifying the effects of nutrition, exercise, and medication choices on blood pressure. *American Journal of Agricultural Economics*, 84(4), 990-1002. [Primary reference]

Chen, S.-N. (2002). Prices and health: Identifying the effects of nutrition and behavior choices on health in Taiwan (D. o. Economics, Trans.) *Working Paper*. Taipei, Taiwan: Shih Hsin University.

Chern 2002

Chern, W. S., Ishibashi, K., Taniguchi, K., & Tokoyama, Y. (2002). Analysis of food consumption behavior by Japanese households *Working Papers*. Rome, Italy: Agricultural Development Economics Division of the Food and Agriculture Organization of the United Nations.

Choiniere 2000

Choiniere, R., Lafontaine, P., & Edwards, A. C. (2000). Distribution of cardiovascular disease risk factors by socioeconomic status among Canadian adults. *Canadian Medical Association Journal*, 162(Suppl.9), s13-s24.

Chou 2002

Chou, S. Y., Grossman, M., & Saffer, H. (2002). An economic analysis of adult obesity: Results from the behavioral risk factor surveillance system *NBER Working Paper Series No.9247*. Cambridge, MA: National Bureau of Economic Research.

Chouinard 2007

Chouinard, H. H., Davis, D. E., LaFrance, J. T., & Perloff, J. M. (2007). Fat taxes: Big money for small change. *Forum for Health Economics & Policy*, 10(2), 2. [Primary reference]

Chouinard, H. H., Davis, D. E., LaFrance, J. T., & Perloff, J. M. (2005). The effects of a fat tax on dairy products (D. o. A. R. Economics, Trans.) *CUDARE Working Papers No.1007*. Berkeley, CA: University of California, Berkeley.

Chung 1994

Chung, C.-F. (1994). A cross-section demand analysis of Spanish provincial food consumption. *American Journal of Agricultural Economics*, 76(3), 513-521.

Clarke 2007

Clarke, D., & McKenzie, T. (2007). Legislative interventions to prevent obesity in Pacific Island countries *WHO Western Pacific Regional Office*. Wellington, New Zealand: Allen & Clarke Policy and Regulatory Specialists Ltd.

Claro 2010

Claro, R. M., & Monteiro, C. A. (2010). Family income, food prices, and household purchases of fruits and vegetables in Brazil. *Revista de Saude Publica*, 44(6), 1014-1020.

Claro 2007

Claro, R. M., Esvael do Carmo, H. C., Machado, F. M. S., & Monteiro, C. A. (2007). Renda, preco dos alimentos e participacao de frutas e hortalias na dieta [Income, food prices, and participation of fruit and vegetables in the diet]. *Revista de Saude Publica*, 41(4), 557-564.

Clunk 2001

Clunk, J. M., Lin, C. Y., & Curtis, J. J. (2001). Variables affecting weight gain in renal transplant recipients. *American Journal of Kidney Diseases*, 38(2), 349-353.

Coelho 2010

Coelho, A. B., de Aguiar, D. R. D., & Eales, J. S. (2010). Food demand in Brazil: An application of Shonkwiler and Yen two-step estimation method. *Estudos Economicos*, 40(1), 185-211.

Cohen 2008

Cohen, B. E., Garg, S. K., Ali, S., Harris, W. S., & Whooley, M. A. (2008). Red blood cell docosahexaenoic acid and eicosapentaenoic acid concentrations are positively associated with socioeconomic status in patients with established coronary artery disease: Data from the Heart and Soul Study. *Journal of Nutrition*, 138(6), 1135-1140.

Colchero 2008

Colchero, M. A., Caballero, B., & Bishai, D. (2008). The effect of income and occupation on body mass index among women in the Cebu Longitudinal Health and Nutrition Surveys (1983-2002). *Social Science & Medicine*, 66(9), 1967-1978.

Cole 2004

Cole, N., & Fox, M. K. (2004). Nutrition and health characteristics of low-income populations: Volume II, WIC Program participants and nonparticipants *Food Assistance & Nutrition Research Program*. Washington, DC: US Department of Agriculture.

Conde 2004

Conde, W. L., Monteiro, C. A., Moura, E. C., & Popkin, B. M. (2004). Socioeconomic status and obesity in adult populations of developing countries: A review. *Bulletin of the World Health Organization*, 82(12), 940-947.

Conen 2009

Conen, D., Glynn, R. J., Ridker, P. M., Buring, J. E., & Albert, M. A. (2009). Socioeconomic status, blood pressure progression, and incident hypertension in a prospective cohort of female health professionals. *European Heart Journal*, 30(11), 1378-1384.

Cook 2008

Cook, A., & Daponte, B. (2008). A demographic analysis of the rise in the prevalence of the

US population overweight and/or obese. *Population Research and Policy Review*, 27(4), 403-426.

Cordell 2002

Cordell, H., Betz, C. J., & Green, G. T. (2002). Recreation and the environment as cultural dimensions in contemporary American society. *Leisure Sciences*, 24(1), 13-41.

Courtemanche 2011

Courtemanche, C. (2011). A silver lining? The connection between gasoline prices and obesity. *Economic Inquiry*, 49(3), 935-957.

Craig 2005

Craig, C. L., Cameron, C., & Bauman, A. (2005). Socio-demographic and lifestyle correlates of obesity. *Technical report on the secondary analyses using the 2000-2001 Canadian Community Health Survey*. Ottawa, ON: Canadian Institute for Health Information.

Craig 2004

Craig, C. L., Russell, S. J., Cameron, C., & Bauman, A. (2004). Twenty-year trends in physical activity among Canadian adults. *Canadian Journal of Public Health*, 95(1), 59-63.

Crawford 1995

Crawford, P. B., Obarzanek, E., Schreiber, G. B., Barrier, P., Goldman, S., Frederick, M. M., & Sabry, Z. I. (1995). The effects of race, household income, and parental education on nutrient intakes of 9- and 10-year-old girls NHLBI growth and health study. *Annals of Epidemiology*, 5(5), 360-368.

Crespo 2000

Crespo, C. J., Smit, E., Andersen, R. E., Carter-Pokras, O., & Ainsworth, B. E. (2000). Race/ethnicity, social class and their relation to physical inactivity during leisure time: Results from the Third National Health and Nutrition Examination Survey, 1988-1994. *American Journal of Preventive Medicine*, 18(1), 46-53.

Cummins 2006

Cummins, S., & Macintyre, S. (2006). Food environments and obesity—neighbourhood or nation? *International Journal of Epidemiology*, 35(1), 100-104.

Curhan 1974

Curhan, R. C. (1974). The effects of merchandising and temporary promotional activities on the sales of fresh fruits and vegetables in supermarkets. *Journal of Marketing Research*, 11(3), 286-294.

Currie 2003

Currie, J. (2003). U.S. food and nutrition programs. In R. A. Moffitt (Ed.), *Means-tested transfer programs in the United States*. Chicago, IL: University of Chicago Press.

da Costa 2007

da Costa, J. S., Barcellos, F. C., Sclowitz, M. L., Sclowitz, I. K., Castanheira, M., Olinto, M. T., . . . Fuchs, S. C. (2007). Hypertension prevalence and its associated risk factors in adults: a population-based study in Pelotas. *Arquivos Brasileiros de Cardiologia*, 88(1), 59-65.

da Silveira 2010

da Silveira, V. M. F., Horta, B. L., Gigante, D. P., Azevedo, J., & Mario, R. (2010). Metabolic

syndrome in the 1982 Pelotas cohort: effect of contemporary lifestyle and socioeconomic status. *Arquivos Brasileiros de Endocrinologia e Metabologia*, 54(4), 390-397.

Dahly 2010

Dahly, D., L., Gordon-Larsen, P., Popkin, B. M., Kaufman, J. S., & Adair, L. S. (2010). Associations between multiple indicators of socioeconomic status and obesity in young adult Filipinos vary by gender, urbanicity, and indicator used. *Journal of Nutrition*, 140(2), 366-370.

Dallongeville 2005

Dallongeville, J., Cattel, D., Ferrieres, J., Arveiler, D., Bingham, A., Ruidavets, J. B., . . . Amouyel, P. (2005). Household income is associated with the risk of metabolic syndrome in a sex-specific manner. *Diabetes Care*, 28(2), 409-415.

Darmon 2008

Darmon, N., & Drewnowski, A. (2008). Does social class predict diet quality? *The American Journal of Clinical Nutrition*, 87(5), 1107-1117.

Dastgiri 2006

Dastgiri, S., Mahdavi, R., TuTunchi, H., & Faramarzi, E. (2006). Prevalence of obesity, food choices and socio-economic status: A cross-sectional study in the north-west of Iran. *Public Health Nutrition*, 9(8), 996-1000.

Davis 1985

Davis, M. A., Randall, E., Forthofer, R. N., Lee, E. S., & Margen, S. (1985). Living arrangements and dietary patterns of older adults in the United States. *Journal of Gerontology*, 40(4), 434-442.

Davis 1979

Davis, C. G., & Neenan, P. H. (1979). Impact of food stamp and nutrition education programs on food group expenditure and nutrient intake of low income households. *Southern Journal of Agricultural Economics*, 11(2), 121-129.

de Andrade 2010

de Andrade, R. G., Pereira, R. A., & Sichieri, R. (2010). Ten-year increase in the prevalence of obesity and reduction in fat intake in Brazilian women aged 35 years and older. *Journal of Epidemiology and Community Health*, 64(3), 252-254.

de Bem Lignani 2011

de Bem Lignani, J., Sichieri, R., Burlandy, L., & Salles-Costa, R. (2011). Changes in food consumption among the Programa Bolsa Familia participant families in Brazil. *Public Health Nutrition*, 14(5), 785-792.

De Maio 2009

De Maio, F. G., Linetzky, B., & Virgolini, M. (2009). An average/deprivation/inequality (ADI) analysis of chronic disease outcomes and risk factors in Argentina. *Population Health Metrics*, 7(8).

de Souza 2003

de Souza, L. J., Filho, J. T. D. S., de Souza, T. F., Reis, A. F. F., Neto, C. G., Bastos, D. A., . . . Teixeira, C. L. (2003). Prevalencia de Dislipidemia e Fatores de Risco em Campos dos Goytacazes [Prevalence of dyslipidemia and risk factors in Campos dos Goytacazes, in the Brazilian state of Rio de Janeiro]. *Arquivos Brasileiros de Cardiologia*, 81(3), 249-264.

Dean 2009

Dean, M., Raats, M. M., Grunert, K. G., & Lumbers, M. (2009). Factors influencing eating a varied diet in old age. *Public Health Nutrition*, 12(12), 2421-2427.

Deaton 1990

Deaton, A. (1990). Price elasticities from survey data: Extensions and Indonesian results. *Journal of Econometrics*, 44(3), 281-309.

Dellava 2010

Dellava, J. E., Bulik, C. M., & Popkin, B. M. (2010). Price changes alone are not adequate to produce long-term dietary change. *Journal of Nutrition*, 140(10), 1887-1891.

DellaVigna 2006

DellaVigna, S., & Malmendier, U. (2006). Paying not to go to the gym. *American Economic Review*, 96(3), 694-694.

Der 1999

Der, G., MacIntyre, S., Ford, G., Hunt, K., & West, P. (1999). The relationship of household income to a range of health measures in three age cohorts from the West of Scotland. *European Journal of Public Health*, 9(4), 271-277.

Deshmukh-Taskar 2007

Deshmukh-Taskar, P., Nicklas, T. A., Yang, S.-J., & Berenson, G. S. (2007). Does food group consumption vary by differences in socioeconomic, demographic, and lifestyle factors in young adults? The Bogalusa Heart study. *Journal of the American Dietetic Association*, 107(2), 223-234.

Devaney 1993

Devaney, B., Gordon, A., & Burghardt, J. (1993). The school nutrition dietary assessment study: Dietary intakes of program participants and nonparticipants. In L. Berenson (Ed.). Alexandria, VA: US Department of Agriculture Food and Nutrition Service.

Devaney 1991

Devaney, B., & Moffitt, R. (1991). Dietary effects of the Food Stamp Program. *American Journal of Agricultural Economics*, 73(1), 202-211.

DeWalt 1993

DeWalt, K. M. (1993). Nutrition and the commercialization of agriculture: Ten years later. *Social Science & Medicine*, 36(11), 1407-1416.

Dhar 2003

Dhar, T., Chavas, J.-P., & Gould, B. W. (2003). An empirical assessment of endogeneity issues in demand analysis for differentiated products. *American Journal of Agricultural Economics*, 85(3), 605-617.

Dharmasena 2009

Dharmasena, S., & Capps, O. (2009). *Demand interrelationships of at-home nonalcoholic beverage consumption in the United States*. Paper presented at the Agricultural & Applied Economics Association's 2009 AAEA & ACCI Joint Annual Meeting, Milwaukee, Wisconsin.

Dhehibi 2003

Dhehibi, B., & Gil, J. M. (2003). Forecasting food demand in Tunisia under Alternative Pricing Policies. *Food Policy*, 28(2), 167-186.

Dien 2004

Dien, L. N., Thang, N. M., & Bentley, M. E. (2004). Food consumption patterns in the economic transition in Vietnam. *Asia Pacific Journal of Clinical Nutrition*, 13(1), 40-47.

Diez-Roux 2000

Diez-Roux, A. V., Link, B. G., & Northridge, M. E. (2000). A multilevel analysis of income inequality and cardiovascular disease risk factors. *Social Science and Medicine*, 50(5), 673-687.

Diez-Roux 1999

Diez-Roux, A. V., Northridge, M. E., Morabia, A., Bassett, M. T., & Shea, S. (1999). Prevalence and social correlates of cardiovascular disease risk factors in Harlem. *American Journal of Public Health*, 89(3), 302-307.

Dijkshoorn 2008

Dijkshoorn, H., Nierkens, V., & Nicolaou, M. (2008). Risk groups for overweight and obesity among Turkish and Moroccan migrants in the Netherlands. *Public Health*, 122(6), 625-630.

Dolar 2010

Dolar, V. (2010). *Assessing the effect of changes in relative food prices and income on obesity prevalence in the United States*. Doctor of Philosophy Doctoral dissertation, University of Minnesota, Minneapolis, MN, United States.

Domingues 2007

Domingues, M. R., & Barros, A. J. D. (2007). Leisure-time physical activity during pregnancy in the 2004 Pelotas Birth Cohort Study. *Revista de Saude Publica*, 41(2), 173-180.

Dong 2009

Dong, D., & Lin, B.-H. (2009). Fruit and vegetable consumption by low-income Americans: Would a price reduction make a difference? *Economic Research Report No. 70*. Washington, DC: U.S. Department of Agriculture, Economic Research Service.

Donkin 1998

Donkin, A. J. M., Johnson, A. E., Lilley, J. M., Morgan, K., Neale, R. J., Page, R. M., & Silburn, R. L. (1998). Gender and living alone as determinants of fruit and vegetable consumption among the elderly living at home in urban Nottingham. *Appetite*, 30(1), 39-51.

Dowda 2001

Dowda, M., Ainsworth, B. E., Addy, C. L., Saunders, R., & Riner, W. (2001). Environmental influences, physical activity, and weight status in 8- to 16-year-olds. *Archives of Pediatrics and Adolescent Medicine*, 155(6), 711-717.

Dowler 2001

Dowler, E. (2001). Inequalities in diet and physical activity in Europe. *Public Health Nutrition*, 4(2B), 701-709.

Dregval 2009

Dregval, L., & Petrauskiene, A. (2009). Associations between physical activity of primary school first-graders during leisure time and family socioeconomic status. *Medicina (Kaunas, Lithuania)*, 45(7), 549-556.

Drewnowski 2009

Drewnowski, A. (2009). Obesity, diets, and social inequalities. *Nutrition Reviews*, 67(Suppl.1), s36-s39.

Drewnowski 2005a

Drewnowski, A., & Darmon, N. (2005). The economics of obesity: Dietary energy density and energy cost. *The American Journal of Clinical Nutrition*, 82(1), s265-s273.

Drewnowski 2005b

Drewnowski, A., & Darmon, N. (2005). Food choices and diet costs: An economic analysis. *The Journal of Nutrition*, 135(4), 900-904.

Drewnowski 2004a

Drewnowski, A. (2004). Obesity and the food environment: Dietary energy density and diet costs. *American Journal of Preventive Medicine*, 27(3, Suppl.1), 154-162.

Drewnowski 2004b

Drewnowski, A., & Specter, S. E. (2004). Poverty and obesity: The role of energy density and energy costs. *American Journal of Clinical Nutrition*, 79(1), 6-16.

Drewnowski 2003

Drewnowski, A. (2003). Fat and sugar: An economic analysis. *Journal of Nutrition*, 133(3), s838-s840.

Drewnowski 1997

Drewnowski, A., & Popkin, B. M. (1997). The nutrition transition: New trends in the global diet. *Nutrition Reviews*, 55(2), 31-43.

Du 2004

Du, S., Mroz, T. A., Zhai, F., & Popkin, B. M. (2004). Rapid income growth adversely affects diet quality in China--particularly for the poor! *Social Science & Medicine*, 59(7), 1505-1515.

Dubois 2007

Dubois, L., Farmer, A., Girard, M., Peterson, K., & Tatone-Tokuda, F. (2007). Problem eating behaviors related to social factors and body weight in preschool children: A longitudinal study. *International Journal of Behavioral Nutrition and Physical Activity*, 4(9).

Dubois 2006

Dubois, L., Girard, M., Potvin, K., & Monique. (2006). Breakfast eating and overweight in a pre-school population: Is there a link? *Public Health Nutrition*, 9(4), 436-442.

Dubois 2001

Dubois, L., & Girard, M. (2001). Social position and nutrition: A gradient relationship in Canada and the USA. *European Journal of Clinical Nutrition*, 55(5), 366-373.

Due 2009

Due, P., Damsgaard, M. T., Rasmussen, M., Holstein, B. E., Wardle, J., Merlo, J., . . . Lynch, J. (2009). Socioeconomic position, macroeconomic environment and overweight among adolescents in 35 countries. *International Journal of Obesity*, 33(10), 1084-1093.

Duffey 2010

Duffey, K. J., Gordon-Larsen, P., Shikany, J. M., Guilkey, D., Jacobs, D. R., Jr, & Popkin, B. M. (2010). Food price and diet and health outcomes: 20 years of the CARDIA study. *Archives of Internal Medicine*, 170(5), 420-426.

Dumith 2007

Dumith, S. C., Gigante, D. P., & Domingues, M. R. (2007). Stages of change for physical

activity in adults from Southern Brazil: A population-based survey. *International Journal of Behavioral Nutrition and Physical Activity*, 4, 25.

Dunton 2010

Dunton, G. F., Berrigan, D., Ballard-Barbash, R., Perna, F. M., Graubard, B. I., & Atienza, A. A. (2010). Adolescents' sports and exercise environments in a U.S. time use survey. *American Journal of Preventive Medicine*, 39(2), 122-129.

Durham 2010

Durham, C., & Eales, J. (2010). Demand elasticities for fresh fruit at the retail level. *Applied Economics*, 42(10-12), 1345-1354.

Ecob 1999

Ecob, R., & Davey, S. (1999). Income and health: What is the nature of the relationship? *Social Science and Medicine*, 48(5), 693-705.

Edmonds 2001

Edmonds, J., Baranowski, T., Baranowski, J., Cullen, K. W., & Myres, D. (2001). Ecological and socioeconomic correlates of fruit, juice, and vegetable consumption among African-American boys. *Preventive Medicine*, 32(6), 476-481.

El 2011

El, R., Nejari, C., Zidouh, A., Bakkali, R., Berraho, M., & Gateau, P. B. (2011). Prevalence of obesity and associated sociodemographic and lifestyle factors in Morocco. *Public Health Nutrition*, 14(1), 160-167.

Emmons 1987

Emmons, L. (1987). Relationship of participation in food assistance programs to the nutritional quality of diets. *American Journal of Public Health*, 77(87), 856-858.

Ene-Obong 2001

Ene-Obong, H. N., Enugu, G. I., & Uwaegbute, A. C. (2001). Determinants of health and nutritional status of rural Nigerian women. *Journal of Health Population and Nutrition*, 19(4), 320-330.

Engle 1993

Engle, P. L. (1993). Influences of mothers' and fathers' income on children's nutritional status in Guatemala. *Social Science and Medicine*, 37(11), 1303-1312.

Epstein 2010

Epstein, L. H., Dearing, K. K., Roba, L. G., & Finkelstein, E. (2010). The influence of taxes and subsidies on energy purchased in an experimental purchasing study. *Psychological Science*, 21(3), 406-414.

Epstein 2007

Epstein, L. H., Dearing, K. K., Paluch, R. A., Roemmich, J. N., & Cho, D. (2007). Price and maternal obesity influence purchasing of low- and high-energy-dense foods. *The American Journal of Clinical Nutrition*, 86(4), 914-922.

Epstein 2006a

Epstein, L. H., Handley, E. A., Dearing, K. K., Cho, D. D., Roemmich, J. N., Paluch, R. A., . . . Spring, B. (2006). Purchases of food in youth. Influence of price and income. *Psychological Science*, 17(1), 82-89.

Epstein 2006b

Epstein, L. H., Dearing, K. K., Handley, E. A., Roemmich, J. N., & Paluch, R. A. (2006). Relationship of mother and child food purchases as a function of price: A pilot study. *Appetite*, 47(1), 115-118.

Erem 2004

Erem, C., Arslan, C., Hacıhasanoglu, A., Deger, O., Topbas, M., Ukinç, K., . . . Telatar, M. (2004). Prevalence of obesity and associated risk factors in a Turkish population (Trabzon City, Turkey). *Obesity Research*, 12(7), 1117-1127.

Eshah 2011

Eshah, N. F. (2011). Lifestyle and health promoting behaviours in Jordanian subjects without prior history of coronary heart disease. *International Journal of Nursing Practice*, 17(1), 27-35.

Evers 1987

Evers, S. (1987). Economic and social factors associated with obesity in adult Canadians. *Nutrition Research*, 7(1), 3-13.

Ezzati 2005

Ezzati, M., Hoorn, S. V., Lawes, C. M. M., Leach, R., James, W. P. T., Lopez, A. D., . . . Murray, C. J. L. (2005). Rethinking the "diseases of affluence" paradigm: Global patterns of nutritional risks in relation to economic development. *PLoS Medicine* 2(5), e133.

Fabiosa 2008

Fabiosa, J. F. (2008). The food-away-from-home consumption expenditure pattern in Egypt (D. o. Economics, Trans.). In I. S. University (Ed.), *Staff General Research Papers No.08-WP 474*. Ames, IA: Iowa State University Center for Agricultural and Rural Development.

Faeh 2011

Faeh, D., Braun, J., & Bopp, M. (2011). Prevalence of obesity in Switzerland 1992-2007: The impact of education, income and occupational class. *Obesity Reviews*, 12(3), 151-166.

Faith 2007

Faith, M. S., Fontaine, K. R., Baskin, M. L., & Allison, D. B. (2007). Toward the reduction of population obesity: Macrolevel environmental approaches to the problems of food, eating, and obesity. *Psychological Bulletin*, 133(2), 205-226.

Fan 2010

Fan, M. (2010). Do food stamps contribute to obesity in low-income women? Evidence from the National Longitudinal Survey of Youth 1979. *American Journal of Agricultural Economics*, 92(4), 1165-1180.

Farrell 2002

Farrell, L., & Shields, M. A. (2002). Investigating the economic and demographic determinants of sporting participation in England. *Journal of the Royal Statistical Society: Series A (Statistics in Society)*, 165(2), 335-348.

Faulkner 2010

Faulkner, G., Grootendorst, P., Nguyen, V. H., Ferrence, R., Mendelson, R., Donnelly, P., & Arbour-Nicitopoulos, K. (2010). Economic policy, obesity and health: A scoping review *Final report submitted to the Heart and Stroke Foundation of Canada* (pp. 80). Ottawa, ON: Heart and Stroke Foundation of Canada. [Primary reference]

Faulkner, G., Grootendorst, P., Nguyen, V., Andreyeva, T., Arbour-Nicitopoulos, K., Auld, M. C., . . . Windmeijer, F. (2011). Economic instruments for obesity prevention: Results of a scoping review and modified delphi survey. *International Journal of Behavioral Nutrition and Physical Activity*, 8(1), 109.

Ferguson 2010

Ferguson, T. S., Younger, N., Tulloch-Reid, M. K., Forrester, T. E., Cooper, R. S., Van den Broeck, J., & Wilks, R. J. (2010). Prevalence of the metabolic syndrome in Jamaican adults and its relationship to income and education levels. *The West Indian Medical Journal*, 59(3), 265-273.

Fernald 2007

Fernald, L. C. H. (2007). Socio-economic status and body mass index in low-income Mexican adults. *Social Science & Medicine*, 64(10), 2030-2042.

Ferrar 2010

Ferrar, K., & Olds, T. (2010). Thin adolescents: Who are they? What do they do? Socio-demographic and use-of-time characteristics. *Preventive Medicine: An International Journal Devoted to Practice and Theory*, 51(3-4), 253-258.

Ferreira 2006

Ferreira, I., van der Horst, K., Wendel-Vos, W., Kremers, S., van Lenthe, F. J., & Brug, J. (2006). Environmental correlates of physical activity in youth - A review and update. *Obesity Reviews*, 8(2), 129-154.

Fey-Yensan 2003

Fey-Yensan, N., English, C., Pacheco, H. E., Belyea, M., & Schuler, D. (2003). Elderly food stamp participants are different from eligible nonparticipants by level of nutrition risk but not nutrient intake. *Journal of the American Dietetic Association*, 103(1), 103-107.

Figueiredo 2007

Figueiredo, F. P., Silva, A. A. M., Bettiol, H., Barbieri, M. A., Batista, R. F. L., Lamy Filho, F., . . . Aragao, V. M. F. (2007). Early life, current socioeconomic position and serum lipids in young adulthood of participants in a cohort study initiated in 1978/1979. *Brazilian Journal of Medical and Biological Research*, 40(9), 1267-1276.

Finke 2003

Finke, M. S., & Huston, S. J. (2003). Factors affecting the probability of choosing a risky diet. *Journal of Family and Economic Issues*, 24(3), 291-303.

Finkelstein 2010

Finkelstein, E. A., Zhen, C., Nonnemaker, J., & Todd, J. E. (2010). Impact of targeted beverage taxes on higher- and lower-income households. *Archives of Internal Medicine*, 170(22), 2028-2034.

Fischer 1999

Fischer, I. D., Brown, D. R., Blanton, C. J., Casper, M. L., Croft, J. B., & Brownson, R. C. (1999). Physical activity patterns of Chippewa and Menominee Indians: The Inter-Tribal Heart Project. *American Journal of Preventive Medicine*, 17(3), 189-197.

Flegal 1988

Flegal, K. M., Harlan, W. R., & Landis, J. R. (1988). Secular trends in body mass index and

skinfold thickness with socioeconomic factors in young adult men. *American Journal of Clinical Nutrition*, 48(3), 544-551.

Fleischer 2008

Fleischer, N. L., Diez, R., Ana, V., Alazraqui, M., & Spinelli, H. (2008). Social patterning of chronic disease risk factors in a Latin American city. *Journal of Urban Health*, 85(6), 923-937.

Fleming 1994

Fleming, K. H., & Heimbach, J. T. (1994). Consumption of calcium in the U.S.: Food sources and intake levels. *Journal of Nutrition*, 124(Suppl.8), s1426-s1430.

Fletcher 2010

Fletcher, J. M., Frisvold, D. E., & Tefft, N. (2010). The effects of soft drink taxes on child and adolescent consumption and weight outcomes. *Journal of Public Economics*, 94(11-12), 967-974. [Primary reference]

Fletcher, J. M., Frisvold, D., & Tefft, N. (2010). Can soft drink taxes reduce population weight? *Contemporary Economic Policy*, 28(1), 23-35.

Fletcher, J., Frisvold, D., & Tefft, N. (2009). The effects of soft drink taxes on child and adolescent consumption and weight outcomes *Working Paper*. Atlanta, GA: Emory University.

Floyd 2008

Floyd, M. F., Spengler, J. O., Maddock, J. E., Gobster, P. H., & Suau, L. (2008). Environmental and social correlates of physical activity in neighborhood parks: An observational study in Tampa and Chicago. *Leisure Sciences*, 30(4), 360-375.

Fox 2004

Fox, M. K., & Cole, N. (2004). Nutrition and health characteristics of low-income populations: Volume I, Food Stamp Program participants and nonparticipants *Economic Research Service E-FAN-01-014-1* (Vol. 1). Alexandria, VA: US Department of Agriculture, Economic Research Service. [Primary reference]

Fox, M. K., Hamilton, W., & Lin, B.-H. (2004). Effects of food assistance and nutrition programs on nutrition and health: Volume 4, executive summary of the literature review *Food Assistance and Nutrition Research Report No. 19-4*. Alexandria, VA: US Department of Agriculture, Economic Research Service.

Frank 2007

Frank, L. D., Saelens, B. E., Powell, K. E., & Chapman, J. E. (2007). Stepping towards causation: Do built environments or neighborhood and travel preferences explain physical activity, driving, and obesity? *Social Science & Medicine*, 65(9), 1898-1914.

Frank 2008

Frank, L., Bradley, M., Kavage, S., Chapman, J., & Lawton, T. (2008). Urban form, travel time, and cost relationships with tour complexity and mode choice. *Transportation*, 35(1), 37-54.

Frank 2004

Frank, L. D., Andresen, M. A., & Schmid, T. L. (2004). Obesity relationships with community design, physical activity, and time spent in cars. *American Journal of Preventive Medicine*, 27(2), 87-96.

Freedman 2007

Freedman, D. S., Ogden, C. L., Flegal, K. M., Khan, L. K., Serdula, M. K., & Dietz, W. H. (2007). Childhood overweight and family income. *MedGenMed: Medscape General Medicine*, 9(2), 26.

French 2010

French, S. A., Hannan, P. J., Harnack, L. J., Mitchell, N. R., Toomey, T., L., & Gerlach, A. (2010). Pricing and availability intervention in vending machines at four bus garages. *Journal of Occupational & Environmental Medicine*, 52 (Suppl.1), s29-s33.

French 2004b

French, S. A., & Wechsler, H. (2004). School-based research and initiatives: Fruit and vegetable environment, policy, and pricing workshop. *Preventive Medicine: An International Journal Devoted to Practice and Theory*, 39(Suppl.2), s101-s107.

French 2001a

French, S. A., Jeffery, R. W., Story, M., Breitlow, K. K., Baxter, J. S., Hannan, P., & Snyder, M. P. (2001). Pricing and promotion effects on low-fat vending snack purchases: The CHIPS study. *American Journal of Public Health*, 91(1), 112-117.

French 2001b

French, S. A., Story, M., & Jeffery, R. W. (2001). Environmental influences on eating and physical activity. *Annual Review of Public Health*, 22, 309-335.

French 2000

French, S. A., Harnack, L., & Jeffery, R. W. (2000). Fast food restaurant use among women in the Pound of Prevention study: Dietary, behavioral and demographic correlates. *International Journal of Obesity & Related Metabolic Disorders: Journal of the International Association for the Study of Obesity*, 24(10), 1353-1359.

French 1997a

French, S. A., Jeffery, R. W., Story, M., Hannan, P., & Snyder, M. P. (1997). A pricing strategy to promote low-fat snack choices through vending machines. *American Journal of Public Health*, 87(5), 849-851. [Primary reference]

French, S. A. (2005). Public health strategies for dietary change: Schools and workplaces. *The Journal of Nutrition*, 135(4), 910-912.

French, S. A. (2003). Pricing effects on food choices. *Journal of Nutrition*, 133(3), s841-s843.

French 1997b

French, S. A., Story, M., Jeffery, R. W., Snyder, P., Eisenberg, M., Sidebottom, A., & Murray, D. (1997). Pricing strategy to promote fruit and vegetable purchase in high school cafeterias. *Journal of the American Dietetic Association*, 97(9), 1008-1010.

Fulwood 1980

Fulwood, R. (1980). Serum cholesterol levels of persons 4-74 years of age by socioeconomic characteristics, United States 1971-74 *Vital and Health Statistics* (Vol. 217, Series 11). Hyattsville, MD: National Health Survey, U.S. Department of Health, Education, and Welfare. [Primary reference]

Fulwood, R. (1981). Height and weight of adults, ages 18-74 years, by socioeconomic and geographic variables, United States, 1971-74. In S. Abraham & C. L. Johnson (Eds.), *National*

Health Survey Series 11, No.224, DHHS Publication No.(PHS) 81.1674. Hyattsville, MD: U.S. Dept. of Health and Human Services, Public Health Service Office of Health Research Statistics and Technology, National Center for Health Statistics.

Gabe 2008

Gabe, T. (2008). Fiscal and economic impacts of beverage excise taxes imposed by Maine Public Law 629 *SOE Staff Paper No.575*. Orono, ME: University of Maine, School of Economics.

Garcia Villar 2009

Garcia Villar, J., & Quintana-Domeque, C. (2009). Income and body mass index in Europe. *Economics and Human Biology*, 7(1), 73-83.

Garcia Villar 2006

Garcia Villar, J., & Quintana-Domeque, C. (2006). Income and body mass index in Europe *Economics Working Paper*. Barcelona: Universitat Pompeu Fabra.

Garn 1977

Garn, S. M., Bailey, S. M., Cole, P. E., & Higgins, I. T. (1977). Level of education, level of income, and level of fatness in adults. *American Journal of Clinical Nutrition*, 30(5), 721-725.

Gary 2004

Gary, T. L., Baptiste-Roberts, K., Gregg, E. W., Williams, D. E., Beckles, G. L., Miller, E. J., & Engelgau, M. M. (2004). Fruit, vegetable and fat intake in a population-based sample of African Americans. *Journal of the National Medical Association*, 96(12), 1599-1605.

Gaston 2011

Gaston, M. H., Porter, G. K., & Thomas, V. G. (2011). Paradoxes in obesity with mid-life African American women. *Journal of the National Medical Association*, 103(1), 17-25.

Gelbach 2009

Gelbach, J. B., Klick, J., & Stratmann, T. (2009). Cheap donuts and expensive broccoli: The effect of relative prices on obesity.

Giardina 2009

Giardina, E.-G. V., Laudano, M., Hurstak, E., Saroff, A., Fleck, E., Sciacca, R., . . . Cassetta, J. (2009). Physical activity participation among Caribbean Hispanic women living in New York: Relation to education, income, and age. *Journal of Women's Health*, 18(2), 187-193.

Gibson 2006

Gibson, D. (2006). Long-term Food Stamp Program participation is positively related to simultaneous overweight in young daughters and obesity in mothers. *Journal of Nutrition*, 136(4), 1081-1085.

Gibson 2004

Gibson, D. (2004). Long-term Food Stamp Program participation is differentially related to overweight in young girls and boys. *Journal of Nutrition*, 134(2), 372-379.

Gibson 2003

Gibson, D. (2003). Food Stamp Program participation is positively related to obesity in low income women. *Journal of Nutrition*, 133(7), 2225-2231.

Gigante 2008

Gigante, D. P., Minten, G. C., Horta, B. L., Barros, F. C., & Victora, C. G. (2008). Evaluación nutricional de adultos de la cohorte de nacimientos de 1982, Pelotas, Sur de Brasil [Nutritional evaluation follow-up of the 1982 birth cohort, Pelotas, Southern Brazil]. *Revista de Saude Publica*, 42 (Suppl.2), 60-69.

Giles-Corti 2002

Giles-Corti, B., & Donovan, R. J. (2002). The relative influence of individual, social and physical environment determinants of physical activity. *Social Science & Medicine*, 54(12), 1793-1812.

Giskes 2011

Giskes, K., van Lenthe, F. J., Avendano-Pabon, M., & Brug, J. (2011). A systematic review of environmental factors and obesogenic dietary intakes among adults: Are we getting closer to understanding obesogenic environments? *Obesity Reviews*, 12(501), e95-e106.

Giskes 2010

Giskes, K., Avendano, M., Brug, J., & Kunst, A. E. (2010). A systematic review of studies on socioeconomic inequalities in dietary intakes associated with weight gain and overweight/obesity conducted among European adults. *Obesity Reviews*, 11(6), 413-429.

Giskes 2007

Giskes, K., van Lenthe, F. J., Brug, J., Mackenbach, J. P., & Turrell, G. (2007). Socioeconomic inequalities in food purchasing: The contribution of respondent-perceived and actual (objectively measured) price and availability of foods. *Preventive Medicine*, 45(1), 41-48.

Giskes 2006

Giskes, K., Turrell, G., van Lenthe, F. J., Brug, J., & Mackenbach, J. P. (2006). A multilevel study of socio-economic inequalities in food choice behaviour and dietary intake among the Dutch population: The GLOBE study. *Public Health Nutrition*, 9(1), 75-83.

Giskes 2002

Giskes, K., Turrell, G., Patterson, C., & Newman, B. (2002). Socio-economic differences in fruit and vegetable consumption among Australian adolescents and adults. *Public Health Nutrition*, 5(5), 663-669.

Glanz 2004a

Glanz, K., & Yaroch, A. L. (2004). Strategies for increasing fruit and vegetable intake in grocery stores and communities: Policy, pricing, and environmental change. *Preventive Medicine*, 39(Suppl. 2), 75-80.

Glanz 2004b

Glanz, K., & Hoelscher, D. (2004). Increasing fruit and vegetable intake by changing environments, policy and pricing: Restaurant-based research, strategies, and recommendations. *Preventive Medicine*, 39(Suppl. 2), 88-93.

Glanz 1998

Glanz, K., Basil, M., Maibach, E., Goldberg, J., & Snyder, D. A. N. (1998). Why Americans eat what they do: Taste, nutrition, cost, convenience, and weight control concerns as influences on food consumption. *Journal of the American Dietetic Association*, 98(10), 1118-1126.

Glanz 1995

Glanz, K., Lankenau, B., Foerster, S., Temple, S., Mullis, R., & Schmid, T. (1995). Environmental and policy approaches to cardiovascular disease prevention through nutrition: Opportunities for state and local action. *Health Education & Behavior*, 22(4), 512-527.

Gleason 2009a

Gleason, P. M., & Dodd, A. H. (2009). School breakfast program but not school lunch program participation is associated with lower body mass index. *Journal of the American Dietetic Association*, 109(Suppl.2), s118-s128.

Gleason 2009b

Gleason, P. M., Briefel, R. R., Wilson, A., & Dodd, A. H. (2009). School meal program participation and its association with dietary patterns and childhood obesity *Contractor and Cooperator Report No. 55*. Princeton, NJ: Mathematica Policy Research Inc.

Gleason 2003

Gleason, P. M., & Suitor, C. W. (2003). Eating at school: How the National School Lunch Program affects children's diets. *American Journal of Agricultural Economics*, 85(4), 1047-1061.

Gleason 2000

Gleason, P. M., Rangarajan, A., & Olson, C. (2000). Dietary intake and dietary attitudes among food stamp participants and other low-income individuals *Contract No. 53-3198-6-017*. Alexandria, VA: US Department of Agriculture, Food and Nutrition Service.

Gleason 1995

Gleason, P. M. (1995). Participation in the National School Lunch Program and the School Breakfast Program. *American Journal of Clinical Nutrition*, 61(Suppl. 1), s213-s220.

Godley 2010

Godley, J., & McLaren, L. (2010). Socioeconomic status and body mass index in Canada: Exploring measures and mechanisms. *Canadian Review of Sociology*, 47(4), 381-403.

Godoy 2005

Godoy, R., Byron, E., Reyes-Garcia, V., Vadez, V., Leonard, W. R., Apaza, L., . . . Wilkie, D. (2005). Income inequality and adult nutritional status: Anthropometric evidence from a pre-industrial society in the Bolivian Amazon. *Social Science & Medicine*, 61(5), 907-919.

Goldman 2009

Goldman, D., Lakdawalla, D., & Zheng, Y. (2009). Food prices and the dynamics of body weight *NBER Paper Series No.15096*. Cambridge, MA: National Bureau of Economic Research.

Gonzalez 2009

Gonzalez, D. A., Nazmi, A., Yudkin, J. S., & Victora, C. G. (2009). Life-course socio-economic factors, skin colour and abdominal obesity in adulthood in a Brazilian birth cohort. *Public Health Nutrition*, 12(11), 2225-2235.

Goodman 2006

Goodman, C., & Anise, A. (2006). What is known about the effectiveness of economic instruments to reduce consumption of foods high in saturated fats and other energy-dense

foods for preventing and treating obesity? *Health Evidence Network report*. Copenhagen: WHO Regional Office for Europe.

Goodman 2003

Goodman, E., Adler, N. E., Daniels, S. R., Morrison, J. A., Slap, G. B., & Dolan, L. M. (2003). Impact of objective and subjective social status on obesity in a biracial cohort of adolescents. *Obesity Research*, 11(8), 1018-1026.

Goodman 1999

Goodman, E. (1999). The role of socioeconomic status gradients in explaining differences in US adolescents' health. *American Journal of Public Health*, 89(10), 1522-1528.

Gordon 2010

Gordon, R. A., Kaestner, R., Korenman, S., & Abner, K. (2010). The Child and Adult Care Food Program: Who is served and what are their nutritional outcomes? *NBER Working Paper Series No. 16148*. Cambridge, MA: National Bureau of Economic Research.

Gordon 1995

Gordon, A. R., & McKinney, P. (1995). Sources of nutrients in students' diets. *American Journal of Clinical Nutrition*, 61(Suppl.1), s232-s240.

Gordon-Larsen 2003

Gordon-Larsen, P., Adair, L. S., & Popkin, B. M. (2003). The relationship of ethnicity, socioeconomic factors, and overweight in US adolescents. *Obesity Research*, 11(1), 121-129.

Gordon-Larsen 2000

Gordon-Larsen, P., McMurray, R. G., & Popkin, B. M. (2000). Determinants of adolescent physical activity and inactivity patterns. *Pediatrics*, 105(6), E83.

Gorin 2007

Gorin, A. A., Raynor, H. A., Niemeier, H. M., & Wing, R. R. (2007). Home grocery delivery improves the household food environments of behavioral weight loss participants: Results of an 8-week pilot study. *International Journal of Behavioral Nutrition and Physical Activity*, 4(58), 1-6.

Grabnerg 2009

Grabnerg, M. J. (2009). *The effect of socio-economic status on obesity and related health outcomes*. Doctor of Philosophy in Economics Doctoral dissertation, University of California, Davis, Davis, CA.

Gray 2007

Gray, V. B., Byrd, S. H., Cossman, J. S., Chromiak, J., Cheek, W. K., & Jackson, G. B. (2007). Family characteristics have limited ability to predict weight status of young children. *Journal of the American Dietetic Association*, 107(7), 1204-1209.

Gregg 2007

Gregg, P., Propper, C., & Washbrook, E. (2007). Understanding the relationship between parental income and multiple child outcomes: A decomposition analysis *CASE No. 129*. London, UK: Centre for Analysis of Social Exclusion, London School of Economics.

Grievink 2004

Grievink, L., Alberts, J. F., O'Niel, J., & Gerstenbluth, I. (2004). Waist circumference as a

measurement of obesity in the Netherlands Antilles; Associations with hypertension and diabetes mellitus. *European Journal of Clinical Nutrition*, 58(8), 1159-1165.

Griffith 2009a

Griffith, R., Nesheim, R., & O'Connell, M. (2009). Empirical estimates of the impact of a fat tax *IFS Report*. London, UK: Institute for Fiscal Studies, University College London.

Groth 2001

Groth, M. V., Fagt, S., & Brondsted, L. (2001). Social determinants of dietary habits in Denmark. *European Journal of Clinical Nutrition*, 55(11), 959-966.

Grujic 2009

Grujic, V., Cvejic, M. M., Nikolic, E. A., Dragic, N., Jovanovic, V. M., Kvirgic, S., & Travar, S. (2009). Udruženost gojaznosti sa socioekonomskim faktorima i stilovima života [Association between obesity and socioeconomic factors and lifestyle]. *Vojnosanitetski Pregled*, 66(9), 705-710.

Guevremont 2008

Guevremont, A., Findlay, L., & Kohen, D. (2008). Organized extracurricular activities of Canadian children and youth. *Health reports / Statistics Canada, Canadian Centre for Health Information - Rapports sur la sante / Statistique Canada, Centre canadien d'information sur la sante*, 19(3), 65-69.

Gulliford 2004

Gulliford, M. C., Mahabir, D., & Rocke, B. (2004). Socioeconomic inequality in blood pressure and its determinants: Cross-sectional data from Trinidad and Tobago. *Journal of Human Hypertension*, 18(1), 61-70.

Gundersen 2008

Gundersen, C., Lohman, B. J., Eisenmann, J. C., Garasky, S., & Stewart, S. D. (2008). Child-specific food insecurity and overweight are not associated in a sample of 10- to 15-year-old low-income youth. *Journal of Nutrition*, 138(2), 371-378.

Guo 2009

Guo, X., Willows, N., Kuhle, S., Jhangri, G., & Veugelers, P. J. (2009). Use of vitamin and mineral supplements among Canadian adults. *Canadian Journal of Public Health*, 100(5), 357-360.

Guo 2004

Guo, X., Warden, B. A., Paeratakul, S., & Bray, G. A. (2004). Healthy eating index and obesity. *European Journal of Clinical Nutrition*, 58(12), 1580-1586.

Guo 1999

Guo, X., Popkin, B. M., Mroz, T. A., & Zhai, F. (1999). Food price policy can favorably alter macronutrient intake in China. *The Journal of Nutrition*, 129(5), 994-1001.

Gustavsen 2011

Gustavsen, G. W., & Rickertsen, K. (2011). The effects of taxes on purchases of sugar-sweetened carbonated soft drinks: A quantile regression approach. *Applied Economics*, 43(4-6), 707-716. [Primary reference]

Gustavsen, G. W., & Rickertsen, K. (2010). Effects of taxes and subsidies on food purchases: A quantile regression approach *Discussion Paper No.2010-1*. Oslo, Norway: Norwegian Agricultural Economics Research Institute.

Gustavsen 2005

Gustavsen, G. W. (2005). *Public policies and the demand for carbonated soft drinks: A censored quantile regression approach*. Paper presented at the XIth Congress of the European Association of Agricultural Economists, 'The Future of Rural Europe in the Global Agri-Food System', Copenhagen, Denmark.

Gustavsen 2004

Gustavsen, G. W., & Rickertsen, K. (2004). *For whom reduced prices count: A censored quantile regression analysis of vegetable demand*. Paper presented at the American Agricultural Economics Association Annual Meeting, Denver, CO. [Primary reference]

Gustavsen, G. W., & Rickertsen, K. (2006). A censored quantile regression analysis of vegetable demand: The effects of changes in prices and total expenditure. *Canadian Journal of Agricultural Economics*, 54(4), 631-645.

Guthrie 2007

Guthrie, J. F., Lin, B.-H., Ver Ploeg, M., & Frazao, E. (2007). Can food stamps do more to improve food choices? *Economic Information Bulletin No.29-1*. Alexandria, VA: US Department of Agriculture, Economic Research Service.

Guthrie 2002

Guthrie, J. F., & Lin, B.-H. (2002). Overview of the diets of lower- and higher-income elderly and their food assistance options. *Journal of Nutrition Education & Behavior*, 34(Suppl.1), s31-s41.

Gutierrez 2010

Gutierrez, O. M., Anderson, C., Isakova, T., Scialla, J., Negrea, L., Anderson, A. H., . . . Wolf, M. (2010). Low socioeconomic status associates with higher serum phosphate irrespective of race. *Journal of the American Society of Nephrology*, 21(11), 1953-1960.

Hakeem 2001

Hakeem, R. (2001). Socio-economic differences in height and body mass index of children and adults living in urban areas of Karachi, Pakistan. *European Journal of Clinical Nutrition*, 55(5), 400-406.

Hall 2009

Hall, J. N., Moore, S., Harper, S. B., & Lynch, J. W. (2009). Global variability in fruit and vegetable consumption. *American Journal of Preventive Medicine*, 36(5), 402-409.

Hallal 2006

Hallal, P. C., Wells, J. C. K., Reichert, F. F., Anselmi, L., & Victora, C. G. (2006). Early determinants of physical activity in adolescence: Prospective birth cohort study. *British Medical Journal*, 332(7548), 1002-1005.

Hallal 2005

Hallal, P. C., Azevedo, M. R., Reichert, F. F., Siqueira, F. V., Araujo, C. L. P., & Victora, C. G. (2005). Who, when, and how much? Epidemiology of walking in a middle-income country. *American Journal of Preventive Medicine*, 28(2), 156-161.

Hamermesh 2006

Hamermesh, D. S. (2006). Time to eat: Household production under increasing income inequality *National Bureau of Economic Research Working Paper Series No. 12002*. Cambridge, MA: National Bureau of Economic Research. [Primary reference]

Hamermesh, D. S. (2007). Time to eat: Household production under increasing income inequality. *American Journal of Agricultural Economics*, 89(4), 852-863.

Hamermesh 2009

Hamermesh, D. S. (2009). Grazing, goods and girth: Determinants and effects *National Bureau of Economic Research Working Paper Series No. 15277*. Cambridge, MA: National Bureau of Economic Research. [Primary reference]

Hamermesh, D. S. (2010). Incentives, time use and BMI: The roles of eating, grazing and goods. *Economics and Human Biology*, 8(1), 2-15.

Hamilton 1985

Hamilton, N., & Zimmerman, R. (1985). Weight control: The interaction of marital power and weight loss success. *Journal of Social Service Research*, 8(3), 51-64.

Han 2011

Han, E., & Powell, L. M. (2011). Effect of food prices on the prevalence of obesity among young adults. *Public Health*, 125(3), 129-135.

Hann 2001

Hann, C. S., Rock, C. L., King, I., & Drewnowski, A. (2001). Validation of the Healthy Eating Index with use of plasma biomarkers in a clinical sample of women. *American Journal of Clinical Nutrition*, 74(4), 479-486.

Harnack 2008

Harnack, L. J., French, S. A., Michael, J. M., Story, M. T., Jeffery, R. W., & Rydell, S. A. (2008). Effects of calorie labeling and value size pricing on fast food meal choices: Results from an experimental trial. *International Journal of Behavioral Nutrition and Physical Activity*, 5(63).

Harrell 1998

Harrell, J. S., & Gore, S. V. (1998). Cardiovascular risk factors and socioeconomic status in African American and Caucasian women. *Research in Nursing & Health*, 21(4), 285-295.

Harro 2006

Harro, M., Oja, L., Tekkel, M., Aru, J., Villa, I., Liiv, K., . . . Klumbiene, J. (2006). Monitoring physical activity in Baltic countries: The FINBALT study, HBSC and other surveys in young people. *Journal of Public Health*, 14(2), 103-109.

Hasab 1999

Hasab, A. A., Jaffer, A., & Hallaj, Z. (1999). Blood pressure patterns among the Omani population. *Eastern Mediterranean Health Journal*, 5(1), 46-54.

Haste 1990

Haste, F. M., Brooke, O. G., Anderson, H. R., Bland, J. M., & Peacock, J. L. (1990). Social determinants of nutrient intake in smokers and non-smokers during pregnancy. *Journal of Epidemiology and Community Health*, 44(3), 205-209.

Hawkes 2009a

Hawkes, C. (2009). Financial incentives and disincentives to encourage healthy eating *Which? Consulting Services, Food and Nutrition Policy*. London, UK: Which? Ltd.

Hawkes 2009b

Hawkes, C. (2009). Sales promotions and food consumption. *Nutrition Reviews*, 67(6), 333-342.

Hay 1998

Hay, D. I. (1988). Socioeconomic status and health status: A study of males in the Canada Health Survey. *Social Science and Medicine*, 27(12), 1317-1325.

He 2004

He, X. Z., & Baker, D. W. (2004). Changes in weight among a nationally representative cohort of adults aged 51 to 61, 1992 to 2000. *American Journal of Preventive Medicine*, 27(1), 8-15.

Heien 1998

Heien, D. M., & Wessells, C. R. (1988). The demand for dairy products: Structure, prediction, and decomposition. *American Journal of Agricultural Economics*, 70(2), 219-228.

Helmert 1997

Helmert, U., Mielck, A., & Shea, S. (1997). Poverty and health in West Germany. *Sozial- und Präventivmedizin*, 42(5), 276-285.

Helmert 1990

Helmert, U., Shea, S., Herman, B., & Greiser, E. (1990). Relationship of social class characteristics and risk factors for coronary heart disease in West Germany. *Public Health*, 104(6), 399-416.

Herbst 2009

Herbst, C. M., & Tekin, E. (2009). Child care subsidies and childhood obesity *Discussion Paper No.4255*. Bonn, Germany: Forschungsinstitut zur Zukunft der Arbeit (IZA) Institute for the Study of Labor.

Herman 2008

Herman, D. R., Harrison, G. G., Afifi, A. A., & Jenks, E. (2008). Effect of a targeted subsidy on intake of fruits and vegetables among low-income women in the special supplemental nutrition program for women, infants, and children. *American Journal of Public Health*, 98(1), 98-105.

Hernandez 2011

Hernandez, D. C., Francis, L. A., & Doyle, E. A. (2011). National School Lunch Program participation and sex differences in body mass index trajectories of children from low-income families. *Archives of Pediatrics & Adolescent Medicine*, 165(4), 346-353.

Hjartaker 2001

Hjartaker, A., Laake, P., & Lund, E. (2001). Body mass index and weight change attempts among adult women. The Norwegian Women and Cancer Study. *European Journal of Public Health*, 11(2), 141-146.

Ho 1998

Ho, T. H., Tang, C., & Bell, D. (1998). Rational shopping behavior and the option value of variable pricing. *Management Science*, 44(12), s145-s160.

Hoddinott 2003

Hoddinott, J., & Skoufias, E. (2003). The impact of PROGRESA on food consumption *Food Consumption and Nutrition Division (FCND) Discussion Paper No.150* Washington, D.C.: International Food Policy Research Institute(IFPRI).

Hoderlein 2008

Hoderlein, S., & Mihaleva, S. (2008). Increasing the price variation in a repeated cross section. *Journal of Econometrics*, 147(2), 316-325.

Hodgkins 1990

Hodgkins, B. J., Manring, E., & Meyers, M. A. (1990). Demographic, social and stress correlates of hypertension among the urban poor. *Family Practice*, 7(4), 261-266.

Hodgson 2011

Hodgson, C. (2011). Obesity in Canada: A joint report from the Public Health Agency of Canada and the Canadian Institute for Health Information *Obesity in Canada*. Ottawa, ON: Public Health Agency of Canada.

Hofferth 2005

Hofferth, S. L., & Curtin, S. (2005). Poverty, food programs, and childhood obesity. *Journal of Policy Analysis and Management*, 24(4), 703-726.

Holsten 2008

Holsten, J. E. (2008). Obesity and the community food environment: A systematic review. *Public Health Nutrition*, 12(3), 397-405.

Horgen 2002

Horgen, K. B., & Brownell, K. D. (2002). Comparison of price change and health message interventions in promoting healthy food choices. *Health Psychology*, 21(5), 505-512.

Horta 2008a

Horta, B. L., Gigante, D. P., Victora, C. G., & Barros, F. C. (2008). Early determinants of blood pressure among adults of the 1982 birth cohort, Pelotas, Southern Brazil. *Revista de Saude Publica*, 42(Suppl. 2), 86-92.

Hou 2011

Hou, N., Popkin, B. M., Jacobs, J. D. R., Song, Y., Guilkey, D. K., He, K., . . . Gordon-Larsen, P. (2011). Longitudinal trends in gasoline price and physical activity: The CARDIA study. *Preventive Medicine*, 52(5), 365-369.

Hoynes 2007

Hoynes, H., & Schanzenbach, D. (2007). Consumption responses to in-kind transfers: Evidence from the introduction of the Food Stamp Program *NBER Working Paper Series No.13025*. Cambridge, MA: National Bureau of Economic Research.

Hu 2009

Hu, Y., Block, G., Sternfeld, B., & Sowers, M. (2009). Dietary glycemic load, glycemic index, and associated factors in a multiethnic cohort of midlife women. *Journal of the American College of Nutrition*, 28(6), 636-647.

Hu 2002

Hu, G., Pekkarinen, H., Hanninen, O., Yu, Z., Tian, H., Guo, Z., & Nissinen, A. (2002). Physical activity during leisure and commuting in Tianjin, China. *Bulletin of the World Health Organization*, 80(12), 933-938.

Huang 2011

Huang, Y., Hannon, P. A., Williams, B., & Harris, J. R. (2011). Workers' health risk behaviors by state, demographic characteristics, and health insurance status. *Preventing Chronic Disease*, 8(1), A12.

Huang 1988

Huang, K. S. (1988). An inverse demand system for U.S. composite foods. *American Journal of Agricultural Economics*, 70(4), 902-909.

Huang 1996

Huang, K. S. (1996). Nutrient elasticities in a complete food demand system. *American Journal of Agricultural Economics*, 78(1), 21-29. [Primary reference]

Huang, K. S., & Lin, B.-H. (2000). Estimation of food demand and nutrient elasticities from household survey data *Technical Bulletin No. 1887*. Washington DC: U.S. Department of Agriculture, Economic Research Service, Food and Rural Economics Division.

Huang, K. S. (1999). Effects of food prices and consumer income on nutrient availability. *Applied Economics*, 31(3), 367-380.

Huang, K. S. (1998). *How economic factors influence the nutrient content of diets*. Paper presented at the Annual Meeting of the American Agricultural Association, Salt Lake City, Utah.

Huang 1981

Huang, C. L., Fletcher, S. M., & Raunika, R. (1981). Modeling the effects of the Food Stamp Program on participating households' purchases: An empirical application. *Southern Journal of Agricultural Economics*, 13(2), 21-28.

Huot 2004

Huot, I., Paradis, G., & Ledoux, M. (2004). Factors associated with overweight and obesity in Quebec adults. *International Journal of Obesity*, 28(6), 766-774.

Inglis 2009

Inglis, V., Ball, K., & Crawford, D. (2009). Does modifying the household food budget predict changes in the healthfulness of purchasing choices among low- and high-income women? *Appetite*, 52(2), 273-279.

Inglis 2008

Inglis, V., Ball, K., & Crawford, D. (2008). Socioeconomic variations in women's diets: What is the role of perceptions of the local food environment? *Journal of Epidemiology & Community Health*, 62(3), 191-197.

Iribarren 1997

Iribarren, C., Luepker, R. V., McGovern, P. G., Arnett, D. K., & Blackburn, H. (1997). Twelve-year trends in cardiovascular disease risk factors in the Minnesota Heart Survey. Are socioeconomic differences widening? *Archives of Internal Medicine*, 157(8), 873-881.

Ivanova 2008

Ivanova, L., Dimitrov, P., Dellava, J., & Hoffman, D. (2008). Prevalence of obesity and overweight among urban adults in Bulgaria. *Public Health Nutrition*, 11(12), 1407-1410.

Ivers 2010

Ivers, L. C., Chang, Y., Gregory, J., & Freedberg, K. A. (2010). Food assistance is associated with improved body mass index, food security and attendance at clinic in an HIV program in central Haiti: A prospective observational cohort study. *AIDS Research and Therapy*, 7(33).

Jahns 2012

Jahns, L., Adair, L., Mroz, T., & Popkin, B. M. (2012). The declining prevalence of overweight among Russian children: Income, diet, and physical activity behavior changes. *Economics Human Biology*, 10(2), 139-146.

Jahns 2003

Jahns, L., Baturin, A., & Popkin, B. M. (2003). Obesity, diet, and poverty: Trends in the Russian transition to market economy. *European Journal of Clinical Nutrition*, 57(10), 1295-1302.

Jaime 2009

Jaime, P. C., & Lock, K. (2009). Do school based food and nutrition policies improve diet and reduce obesity? *Preventive Medicine*, 48(1), 45-53.

Janicki-Deverts 2009

Janicki-Deverts, D., Cohen, S., Matthews, K. A., Gross, M. D., & Jacobs, D. R. J. (2009). Socioeconomic status, antioxidant micronutrients, and correlates of oxidative damage: The Coronary Artery Risk Development in Young Adults (CARDIA) study. *Psychosomatic Medicine*, 71(5), 541-548.

Jansen 1977

Jansen, G. R., Jansen, N. B., Shigetomi, C. T., & Harper, J. M. (1977). Effect of income and geographic region on the nutritional value of diets in Brazil. *American Journal of Clinical Nutrition*, 30(6), 955-964.

Jeffery 1996

Jeffery, R. W., & French, S. A. (1996). Socioeconomic status and weight control practices among 20- to 45-year-old women. *American Journal of Public Health*, 86(7), 1005-1005.

Jeffery 1994

Jeffery, R. W., French, S. A., Raether, C., & Baxter, J. E. (1994). An environmental intervention to increase fruit and salad purchases in a cafeteria. *Preventive Medicine: An International Journal Devoted to Practice and Theory*, 23(6), 788-792.

Jekanowski 2001

Jekanowski, M. D., Binkley, J. K., & Eales, J. S. (2001). Convenience, accessibility, and the demand for fast food. *Journal of Agricultural and Resource Economics*, 26(1), 58-74.

Jensen 2010

Jensen, R. T., & Miller, N. H. (2010). Do consumer price subsidies really improve nutrition? *NBER Worker Paper Series No. 16102*. Cambridge, MA: National Bureau of Economic Research.

Jensen 2007

Jensen, J. D., & Smed, S. (2007). Cost-effective design of economic instruments in nutrition policy. *International Journal of Behavioral Nutrition and Physical Activity*, 4, 10.

Jensen 1998

Jensen, H. H., & Manrique, J. (1998). Demand for food commodities by income groups in Indonesia. *Applied Economics*, 30(4), 491-501. [Primary reference]

Jensen, H. H., & Manrique, J. (1996). Demand for food commodities by income groups in Indonesia *Working Paper 96-WP 166*. Ames, IA: Center for Agricultural and Rural Development, Iowa State University.

Jenum 2001

Jenum, A. K., Stensvold, I., & Thelle, D. S. (2001). Differences in cardiovascular disease mortality and major risk factors between districts in Oslo. An ecological analysis. *International Journal of Epidemiology*, 30(Suppl.1), s59-s65.

Jha 2006

Jha, R., Gaiha, R., & Sharma, A. (2006). On modelling variety in consumption expenditure on food. In U. Australian National, R. Economics & P. Departmental Working (Eds.), *Australia South Asia Research Centre Working Paper 2006/09*. Canberra, Australia: Australia South Asia Research Centre, Australian National University. [Primary reference]

Jha, R., Gaiha, R., & Sharma, A. (2009). Modelling variety in consumption expenditure on food in India. *International Review of Applied Economics*, 23(4), 503-519.

Jiang 2007a

Jiang, B., & Davis, J. (2007). Household food demand in rural China. *Applied Economics*, 39(1-3), 373-380.

Jiang 2007b

Jiang, Y., Chen, Y., Manuel, D., Morrison, H., & Mao, Y. (2007). Quantifying the impact of obesity category on major chronic diseases in Canada. *The Scientific World Journal*, 7, 1211-1221.

Jilcott 2011b

Jilcott, S. B., Liu, H., Dubose, K. D., Chen, S., & Kranz, S. (2011). Food stamp participation is associated with fewer meals away from home, yet higher body mass index and waist circumference in a nationally representative sample. *Journal of Nutrition Education & Behavior*, 43(2), 110-115.

Jo 2009

Jo, C., & Lim, J.-Y. (2009). The effect of the Food Stamp Program and the minimum wage on obesity: An empirical investigation using Behavioral Risk Factor Surveillance System (BRFSS) Data. *Journal of Economic Research*, 14(1), 17-48.

Johnson 1994

Johnson, R. K., Guthrie, H., Smiciklas-Wright, H., & Min, Q. W. (1994). Characterizing nutrient intakes of children by sociodemographic factors. *Public Health Reports*, 109(3), 414-420. [Primary reference]

Johnson, R. K., Johnson, D. G., Min, Q. W., Smiciklas-Wright, H., & Guthrie, H. A. (1994). Characterizing nutrient intakes of adolescents by sociodemographic factors. *Journal of Adolescent Health, 15*(2), 149-154.

Johnston 2007

Johnston, D. W., Propper, C., & Shields, M. A. (2007). Comparing subjective and objective measures of health: Evidence from hypertension for the income/health gradient IZA Discussion Paper Series No. 2737. Bonn, Germany: Forschungsinstitut zur Zukunft der Arbeit (IZA) [Institute for the Study of Labour]. [Primary reference]

Johnston, D. W., Propper, C., & Shields, M. A. (2009). Comparing subjective and objective measures of health: Evidence from hypertension for the income/health gradient. *Journal of Health Economics, 28*(3), 540-552.

Joliffe 2007

Joliffe, D. (2007). *The income gradient and distribution-sensitive measures of overweight in the U.S.* Paper presented at the International Association of Agricultural Economists Conference, Gold Coast, Australia.

Jones 2006

Jones, S. J., & Frongillo, E. A. (2006). The modifying effects of Food Stamp Program participation on the relation between food insecurity and weight change in women. *Journal of Nutrition, 136*(4), 1091-1094.

Jones 2003a

Jones, E., Akbay, C., Roe, B., & Chern, W. S. (2003). Analyses of consumers' dietary behavior: An application of the AIDS model to supermarket scanner data. *Agribusiness, 19*(2), 203-221.

Jones 2003b

Jones, S. J., Jahns, L., Laraia, B. A., & Haughton, B. (2003). Lower risk of overweight in school-aged food insecure girls who participate in food assistance: Results from the panel study of income dynamics child development supplement. *Archives of Pediatrics & Adolescent Medicine, 157*(8), 780-784.

Jones 1997

Jones, E. (1997). An analysis of consumer food shopping behavior using supermarket scanner data: Differences by income and location. *American Journal of Agricultural Economics, 79*(5), 1437-1443.

Jonnalagadda 2000

Jonnalagadda, S. S., Earnest, S. G., Baxter, D. H., Cody, M. M., & Mullis, R. M. (2000). Dietary intake, socioeconomic status and cardiovascular disease risk in African-American women. *Nutrition Research, 20*(4), 491-503.

Jurakic 2009

Jurakic, D., Pedisic, Z., & Andrijasevic, M. (2009). Physical activity of Croatian population: Cross-sectional study using International Physical Activity Questionnaire. *Croatian Medical Journal, 50*(2), 165-173.

Kahn 1998

Kahn, H. S., Tatham, L. M., Pamuk, E. R., & Heath, C. W., Jr. (1998). Are geographic regions

with high income inequality associated with risk of abdominal weight gain? *Social Science and Medicine*, 47(1), 1-6.

Kahn 1991

Kahn, H. S., Williamson, D. F., & Stevens, J. A. (1991). Race and weight change in US women: The roles of socioeconomic and marital status. *American Journal of Public Health*, 81(3), 319-323.

Kaleta 2007

Kaleta, D., & Jegier, A. (2007). Predictors of inactivity in the working-age population. *International Journal of Occupational Medicine and Environmental Health*, 20(2), 175-182.

Kamphuis 2009

Kamphuis, C. B. M., van Lenthe, F. J., Giskes, K., Huisman, M., Brug, J., & Mackenbach, J. P. (2009). Socioeconomic differences in lack of recreational walking among older adults: The role of neighbourhood and individual factors. *International Journal of Behavioral Nutrition and Physical Activity*, 6(1).

Kanao 2009

Kanao, B. J., Abu-Nada, O. S., & Zabut, B. M. (2009). Nutritional status correlated with sociodemographic and economic factors among preparatory school-aged children in the Gaza Strip. *Journal of Public Health*, 17(2), 113-119.

Kanjilal 2006

Kanjilal, S., Gregg, E. W., Cheng, Y. J., Zhang, P., Nelson, D. E., Mensah, G., & Beckles, G. L. A. (2006). Socioeconomic status and trends in disparities in 4 major risk factors for cardiovascular disease among US adults, 1971-2002. *Archives of Internal Medicine*, 166(21), 2348-2355.

Kant 2008

Kant, A. K., & Graubard, B. I. (2008). Ethnic and socioeconomic differences in variability in nutritional biomarkers. *American Journal of Clinical Nutrition*, 87(5), 1464-1471.

Kant 2007a

Kant, A. K., & Graubard, B. I. (2007). Secular trends in the association of socio-economic position with self-reported dietary attributes and biomarkers in the US population: National Health and Nutrition Examination Survey (NHANES) 1971-1975 to NHANES 1999-2002. *Public Health Nutrition*, 10(2), 158-167.

Kant 2007b

Kant, A. K., & Graubard, B. I. (2007). Ethnicity is an independent correlate of biomarkers of micronutrient intake and status in American adults. *Journal of Nutrition*, 137(11), 2456-2463.

Kant 2004

Kant, A. K. (2004). Dietary patterns and health outcomes. *Journal of the American Dietetic Association*, 104(4), 615-635.

Kantomaa 2007

Kantomaa, M. T., Tammelin, T. H., Nayha, S., & Taanila, A. M. (2007). Adolescents' physical activity in relation to family income and parents' education. *Preventive Medicine*, 44(5), 410-415.

Kaplan 2010

Kaplan, M. S., Huguet, N., Feeny, D. H., & McFarland, B. H. (2010). Self-reported hypertension prevalence and income among older adults in Canada and the United States. *Social Science & Medicine*, 70(6), 844-849.

Karaye 2009

Karaye, K. M., Okeahialam, B. N., & Wali, S. S. (2009). Impact of income on the profile of cardiovascular risk factors among hypertensives in a Nigerian tertiary health centre: A cross-sectional study. *Cardiovascular Journal of Africa*, 20(4), 251-255.

Karvinen 2007

Karvinen, K. H., Courneya, K. S., Campbell, K. L., Pearcey, R. G., Dundas, G., Capstick, V., & Tonkin, K. S. (2007). Correlates of exercise motivation and behavior in a population-based sample of endometrial cancer survivors: An application of the Theory of Planned Behavior. *International Journal of Behavioral Nutrition and Physical Activity*, 4(21).

Katariina 2010

Katariina, K., Arja, H., Hannu, K., Markku, P., Pekka, M., Heikki, O., . . . Mauno, V. (2010). Leisure-time physical activity and metabolic syndrome plus depressive symptoms in the FIN-D2D survey. *Preventive Medicine*, 51(6), 466-470.

Katulanda 2010

Katulanda, P., Jayawardena, M. A. R., Sheriff, M. H. R., Constantine, G. R., & Matthews, D. R. (2010). Prevalence of overweight and obesity in Sri Lankan adults. *Obesity Reviews*, 11(11), 751-756.

Kaufman 1997

Kaufman, P. R., MacDonald, J. M., Lutz, S. M., & Smallwood, D. M. (1997). Do the poor pay more for food? Item selection and price differences affect low-income household food costs *Economic Report No. 759*. Washington, D.C.: U.S. Department of Agriculture, Economic Research Service, Food and Rural Economics Division.

Kaushal 2009

Kaushal, N., & Gao, Q. (2009). Food Stamp Program and consumption choices *NBER Working Paper Series No. 1488*. Cambridge, MA: National Bureau of Economic Research.

Kavanagh 2010

Kavanagh, A., Bentley, R. J., Turrell, G., Shaw, J., Dunstan, D., & Subramanian, S. V. (2010). Socioeconomic position, gender, health behaviours and biomarkers of cardiovascular disease and diabetes. *Social Science & Medicine*, 71(6), 1150-1160.

Kelishadi 2003

Kelishadi, R., Pour, N. H., Sarraf-Zadegan, N., Sadry Gholam, H., Ansari, R., Alikhassy, H., & Bashardoust, N. (2003). Obesity and associated modifiable environmental factors in Iranian adolescents: Isfahan Healthy Heart Program - Heart Health Promotion from Childhood. *Pediatrics International*, 45(4), 435-442.

Keller 1997

Keller, H. H., Ostbye, T., & Bright-See, E. (1997). Predictors of dietary intake in Ontario seniors. *Canadian Journal of Public Health. Revue Canadienne de Sante Publique*, 88(5), 305-309.

Keng 2005

Keng, S.-H., & Lin, C.-H. (2005). Wives' value of time and food consumed away from home in Taiwan. *Asian Economic Journal*, 19(3), 319-334.

Kennedy 1993

Kennedy, E. T., & Oniang'o, R. (1993). Household and preschooler vitamin A consumption in southwestern Kenya. *Journal of Nutrition*, 123(5), 841-846.

Khan 1997

Khan, L. K., Sobal, J., & Martorell, R. (1997). Acculturation, socioeconomic status, and obesity in Mexican Americans, Cuban Americans, and Puerto Ricans. *International Journal of Obesity & Related Metabolic Disorders: Journal of the International Association for the Study of Obesity*, 21(2), 91-96.

Khongsdier 2002

Khongsdier, R. (2002). Body mass index and morbidity in adult males of the War Khasi in northeast India. *European Journal of Clinical Nutrition*, 56(6), 484-489.

Kim 2010

Kim, J., Lee, J. S., Shin, A., Kang, M. H., Shin, D. S., Chung, H. R., & Kim, W. K. (2010). Sociodemographic and lifestyle factors are associated with the use of dietary supplements in a Korean population. *Journal of epidemiology / Japan Epidemiological Association*, 20(3), 197-203.

Kim 2008

Kim, D., Kawachi, I., Hoorn, S. V., & Ezzati, M. (2008). Is inequality at the heart of it? Cross-country associations of income inequality with cardiovascular diseases and risk factors. *Social Science & Medicine*, 66(8), 1719-1732.

Kim 2006

Kim, D., & Kawachi, I. (2006). Food taxation and pricing strategies to "thin out" the obesity epidemic. *American Journal of Preventive Medicine*, 30(5), 430-437.

Kimm 1996

Kimm, S. Y., Obarzanek, E., Barton, B. A., Aston, C. E., Similo, S. L., Morrison, J. A., . . . McMahon, R. P. (1996). Race, socioeconomic status, and obesity in 9- to 10-year-old girls: the NHLBI Growth and Health Study. *Annals of Epidemiology*, 6(4), 266-275.

King 2006

King, T., Kavanagh, A. M., Jolley, D., Turrell, G., & Crawford, D. (2006). Weight and place: A multilevel cross-sectional survey of area-level social disadvantage and overweight/obesity in Australia. *International Journal of Obesity*, 30(2), 281-287.

Kirkpatrick 2007

Kirkpatrick, S. I., & Tarasuk, V. (2007). Adequacy of food spending is related to housing expenditures among lower-income Canadian households. *Public Health Nutrition*, 10(12), 1464-1473.

Kirkpatrick 2003

Kirkpatrick, S., & Tarasuk, V. (2003). The relationship between low income and household food expenditure patterns in Canada. *Public Health Nutrition*, 6(6), 589-597.

Kjorhede 1995

Kjorhede, C. L., Stallings, R. Y., Dibley, M. J., Sadjimin, T., Dawiesah, S., & Padmawati, S.

(1995). Serum retinol levels among preschool children in Central Java: Demographic and socioeconomic determinants. *International Journal of Epidemiology*, 24(2), 399-403.

Klein-Platat 2003

Klein-Platat, C., Wagner, A., Haan, M. C., Arveiler, D., Schlienger, J. L., & Simon, C. (2003). Prevalence and sociodemographic determinants of overweight in young French adolescents. *Diabetes/Metabolism Research and Reviews*, 19(2), 153-158.

Klonaris 2003

Klonaris, S., & Hallam, D. (2003). Conditional and unconditional food demand elasticities in a dynamic multistage demand system. *Applied Economics*, 35(5), 503-514.

Koch 2010

Koch, E., Romero, T., Romero, C. X., Akel, C., Manriquez, L., Paredes, M., . . . Kirschbaum, A. (2010). Impact of education, income and chronic disease risk factors on mortality of adults: Does 'a pauper-rich paradox' exist in Latin American societies? *Public Health*, 124(1), 39-48.

Kohrs 1979

Kohrs, M. B., Wang, L. L., Eklund, D., Paulsen, B., & O'Neal, R. (1979). The association of obesity with socioeconomic factors in Missouri. *The American Journal of Clinical Nutrition*, 32(10), 2120-2128.

Koplan 1986

Koplan, J. P., Annett, J. L., Layde, P. M., & Rubin, G. L. (1986). Nutrient intake and supplementation in the United States (NHANES II). *American Journal of Public Health*, 76(3), 287-289.

Kranz 2008

Kranz, S., Findeis, J. L., & Shrestha, S. S. (2008). Uso do Índice de Qualidade da Dieta Infantil Revisado para avaliar a dieta alimentar de pre-escolares, seus preditores sociodemográficos e sua associação com peso corporal [Use of the Revised Children's Diet Quality Index to assess preschooler's diet quality, its sociodemographic predictors, and its association with body weight status]. *Jornal de Pediatria*, 84(1), 26-34.

Kranz 2002

Kranz, S., & Siega-Riz Anna, M. (2002). Sociodemographic determinants of added sugar intake in preschoolers 2 to 5 years old. *Journal of Pediatrics*, 140(6), 667-672.

Krishna 1996

Krishna, A., & Johar, G. V. (1996). Consumer perceptions of deals: Biasing effects of varying deal prices. *Journal of Experimental Psychology: Applied*, 2(3), 187-206.

Krosnick 2003

Krosnick, J. A., Anand, S. N., & Hartl, S. P. (2003). Psychosocial predictors of heavy television viewing among preadolescents and adolescents. *Basic and Applied Social Psychology*, 25(2), 87-110.

Kruger 2002

Kruger, H. S., Venter, C. S., Vorster, H. H., & Margetts, B. M. (2002). Physical inactivity is the major determinant of obesity in black women in the North West Province, South Africa:

The THUSA study (Transition and Health During Urbanisation of South Africa). *Nutrition*, 18(5), 422-427.

Kruger 2006

Kruger, R., Kruger, H. S., & MacIntyre, U. E. (2006). The determinants of overweight and obesity among 10- to 15-year-old schoolchildren in the North West Province, South Africa - The THUSA BANA (Transition and Health during Urbanisation of South Africans; BANA, children) study. *Public health nutrition*, 9(3), 351-358.

Kuchler 2005

Kuchler, F., Tegene, A., & Harris, J. M. (2005). Taxing snack foods: Manipulating diet quality or financing information programs? *Applied Economic Perspectives and Policy*, 27(1), 4-20.

Kuchler 2004

Kuchler, F., Tegene, A., & Harris, J. M. (2004). Taxing snack foods: What to expect for diet and tax revenues. *Agricultural Information Bulletins*, 747(8), 1-11.

Kuchler 2002

Kuchler, F., & Lin, B.-H. (2002). The influence of individual choices and attitudes on adiposity. *International Journal of Obesity*, 26(7), 1017-1022.

Kuhle 2008

Kuhle, S., & Veugelers, P. J. (2008). Why does the social gradient in health not apply to overweight? *Health reports / Statistics Canada, Canadian Centre for Health Information - Rapports sur la sante / Statistique Canada, Centre canadien d'information sur la sante*, 19(4), 7-15.

Kulaga 2010

Kulaga, Z., Litwin, M., Pan, H., Feber, J., Wojcik, P., Grajda, A., . . . Napieralska, E. (2010). Lifestyle and socioeconomic determinants of blood pressure in school-aged children and adolescents. *Journal of Hypertension*, 28, e399.

Kumanyika 2006

Kumanyika, S., & Grier, S. (2006). Targeting interventions for ethnic minority and low-income populations. *The Future of Children*, 16(1), 187-207.

Kuntz 2010

Kuntz, B., & Lampert, T. (2010). Sozioökonomische faktoren und verbreitung von adipositas. [Socioeconomic factors and the distribution of obesity]. *Deutsches Arzteblatt*, 107(30), 517-522.

Kwon 2010

Kwon, Y., Oh, S., Park, S., & Park, Y. (2010). Association between household income and overweight of Korean and American children: Trends and differences. *Nutrition Research*, 30(7), 470-476.

Laaksonen 2003

Laaksonen, M., Prattala, R., Helasoja, V., Uutela, A., & Lahelma, E. (2003). Income and health behaviours: Evidence from monitoring surveys among Finnish adults. *Journal of Epidemiology and Community Health*, 57(9), 711-717.

Lacanilao 2011

Lacanilao, R. D., Cash, S. B., & Adamowicz, W. L. (2011). Heterogeneous consumer

responses to snack food taxes and warning labels. *Journal of Consumer Affairs*, 45(1), 108-122. [Primary reference]

Cash, S. B., & Lacanilao, R. D. (2008). An experimental investigation of the impact of fat taxes: Prices effects, food stigma, and information effects on economics instruments to improve dietary health (D. o. R. Economy & F. o. A. Forestry, Trans.) *Research Project No.CMD-08-06*. Edmonton, AB, Canada: Department of Rural Economy, University of Alberta.

Lachapelle 2009

Lachapelle, U., & Frank, L. D. (2009). Transit and health: Mode of transport, employer-sponsored public transit pass programs, and physical activity. *Journal of Public Health Policy*, 30(Suppl.1), s73-s94.

Lachat 2009

Lachat, C., Khanh, L. N. B., Khan, N. C., Dung, N. Q., Do Van, A., Roberfroid, D., & Kolsteren, P. (2009). Eating out of home in Vietnamese adolescents: Socioeconomic factors and dietary associations. *American Journal of Clinical Nutrition*, 90(6), 1648-1655.

LaFrance 2008

LaFrance, J. T. (2008). The structure of US food demand. *Journal of Econometrics*, 147(2), 336-349.

LaFrance 1999

LaFrance, J. (1999). An econometric model of the demand for food and nutrition *Working Paper No.885: Joseph Havlicek, Jr. Memorial Lecture in Applied Econometrics. Department of Agricultural, Environmental and Development Economics, The Ohio State University, May 27, 1999*. Berkeley, CA: Department of Agricultural and Resource Economics, University of California, Berkeley

Lakdawalla 2009

Lakdawalla, D., & Philipson, T. (2009). The growth of obesity and technological change. *Economics & Human Biology*, 7(3), 283-293. [Primary reference]

Lakdawalla, D., & Philipson, T. (2002). The growth of obesity and technological change: A theoretical and empirical examination *NBER Working Paper Series No.8946*. Cambridge, MA: National Bureau of Economic Research.

Lakdawalla 2005

Lakdawalla, D., Philipson, T., & Bhattacharya, J. (2005). Welfare-enhancing technological change and the growth of obesity. *The American Economic Review*, 95(2), 253-257.

Lake Snell Perry Associates 2003

Lake Snell Perry Associates. (2003). Obesity as a public health issue: A look at solutions *Results from a National Poll*. Oakland, CA: Lake Snell Perry & Associates.

Lakka 1996

Lakka, T. A., Kauhanen, J., & Salonen, J. T. (1996). Conditioning leisure time physical activity and cardiorespiratory fitness in sociodemographic groups of middle-ages men in eastern Finland. *International Journal of Epidemiology*, 25(1), 86-93.

Lallukka 2010

Lallukka, T., Pitkaniemi, J., Rahkonen, O., Roos, E., Laaksonen, M., & Lahelma, E. (2010). The

association of income with fresh fruit and vegetable consumption at different levels of education. *European Journal of Clinical Nutrition*, 64(3), 324-327.

Lamerz 2005

Lamerz, A., Kuepper-Nybelen, J., Wehle, C., Bruning, N., Trost-Brinkhues, G., Brenner, H., . . . Herpertz-Dahlmann, B. (2005). Social class, parental education, and obesity prevalence in a study of six-year-old children in Germany. *International Journal of Obesity*, 29(4), 373-380.

Lanfranco 2002

Lanfranco, B. A., Ames, G. C. W., & Huang, C. L. (2002). Food expenditure patterns of the Hispanic population in the United States. *Agribusiness*, 18(2), 197-211.

Larsen 2009

Larsen, K., Gilliland, J., Hess, P., Tucker, P., Irwin, J., & He, M. (2009). The influence of the physical environment and sociodemographic characteristics on children's mode of travel to and from school. *American Journal of Public Health*, 99(3), 520-526.

Larson 2011

Larson, N. I., & Story, M. T. (2011). Food insecurity and weight status among U.S. children and families: A review of the literature. *American Journal of Preventive Medicine*, 40(2), 166-173.

Lauderdale 2000

Lauderdale, D. S., & Rathouz, P. J. (2000). Body mass index in a US national sample of Asian Americans: Effects of nativity, years since immigration and socioeconomic status. *International Journal of Obesity*, 24(9), 1188-1194.

Lawlor 2005

Lawlor, D. A., O'Callaghan, M. J., Mamun, A. A., Williams, G. M., Bor, W., & Najman, J. M. (2005). Socioeconomic position, cognitive function, and clustering of cardiovascular risk factors in adolescence: Findings from the Mater University study of pregnancy and its outcomes. *Psychosomatic Medicine*, 67(6), 862-868.

Lazaridis 2000

Lazaridis, P. (2000). Decomposition of food expenditure inequality: An application of the extended Gini coefficient to Greek micro-data. *Social Indicators Research*, 52(2), 179-193.

Le 2007

Le, C., Chongsuvivatwong, V., & Geater, A. (2007). Contextual socioeconomic determinants of cardiovascular risk factors in rural south-west China: A multilevel analysis. *BioMed Central Public Health*, 7, 72.

Le Grand 2009

Le Grand, J., & Titmuss, R. (2009). Incentives for prevention *Health England Report No. 3* (pp. 34). London: Health England.

Lee 2010

Lee, K., Lim, H. T., Hwang, S. S., Chae, D. W., & Park, S. M. (2010). Socio-economic disparities in behavioural risk factors for cancer and use of cancer screening services in Korean adults aged 30 years and older: The Third Korean National Health and Nutrition Examination Survey, 2005 (KNHANES III). *Public Health*, 124(12), 698-704.

Lee 2009

Lee, D. S., Chiu, M., Manuel, D. G., Tu, K., Wang, X., Austin, P. C., . . . Tu, J. V. (2009). Trends in risk factors for cardiovascular disease in Canada: Temporal, socio-demographic and geographic factors. *Canadian Medical Association Journal*, 181(3-4), e55-e66.

Leis 2010

Leis, K. S., Reeder, B. A., Chad, K. E., Spink, K. S., Fisher, K. L., & Bruner, B. G. (2010). The relationship of chronic disease and demographic variables to physical activity in a sample of women aged 65 to 79 years. *Women & Health*, 50(5), 459-474.

Leon 2007

Leon, M., & Younger, S. D. (2007). Transfer payments, mothers' income and child health in Ecuador. *Journal of Development Studies*, 43(6), 1126-1143.

Lera-López 2005

Lera-López, F., & Rapún-Gárate, M. (2005). Sports participation versus consumer expenditure on sport: Different determinants and strategies in sports management. *European Sport Management Quarterly*, 5(2), 167-186.

Leroy 2010

Leroy, J. L., Gadsden, P., Rodriguez-Ramierz, S., & González de Cossío, T. (2010). Cash and in-kind transfers in poor rural communities in Mexico increase household fruit, vegetable, and micronutrient consumption but also lead to excess energy Consumption. *The Journal of Nutrition*.

Leung 2010

Leung, C. W., & Villamor, E. (2011). Is participation in food and income assistance programmes associated with obesity in California adults? Results from a state-wide survey. *Public Health Nutrition*, 14(4), 645-652.

Levi 2010

Levi, J., Vinter, S., St. Laurent, R., & Segal, L. M. (2010). F as in fat: How obesity threatens America's future *Trust for America's Health* (pp. 121). Washington, DC: Trust for America's Health, Robert Wood Johnson Foundation.

Levy 2011a

Levy, D. T., Mabry, P. L., Wang, Y. C., Gortmaker, S., Huang, T. T. K., Marsh, T., . . . Swinburn, B. (2011). Simulation models of obesity: A review of the literature and implications for research and policy. *Obesity Reviews*, 12(5), 378-394.

Levy 2011b

Levy, D., T., Friend, K. B., & Wang, Y. C. (2011). A review of the literature on policies directed at the youth consumption of sugar sweetened beverages. *Advances in Nutrition: An International Review Journal*, 2(Suppl.), s182-s200.

Li 2010

Li, J., & Hooker, N. H. (2010). Childhood obesity and schools: Evidence from the National Survey of Children's Health. *Journal of School Health*, 80(2), 96-103.

Lima-Costa 2003

Lima-Costa, M. F., Barreto, S. M., Firmo, J. O. A., & Uchoa, E. (2003). Socioeconomic

position and health in a population of Brazilian elderly: The Bambui Health and Aging Study (BHAS). *Pan American Journal of Public Health*, 13(6), 387-394.

Lin 2010a

Lin, B.-H., Yen, S. T., Dong, D., & Smallwood, D. M. (2010). Economic incentives for dietary improvement among food stamp recipients. *Contemporary Economic Policy*, 28(4), 524-536.

Lin 2010b

Lin, B. H., & Smith, T. A. (2010). *The effects of a sugar-sweetened beverage tax: Consumption, calorie intake, obesity, and tax burden by income*. Paper presented at the Agricultural & Applied Economics Association 2010 AAEA, CAES, & WAEA Joint Annual Meeting, Denver, Colorado.

Lin 2007

Lin, C. C., Liu, C. S., Lai, M. M., Li, C. I., Chen, C. C., Chang, P. C., . . . Li, T. C. (2007). Metabolic syndrome in a Taiwanese metropolitan adult population. *BioMed Central Public Health*, 7(239).

Lin 2004

Lin, B. H., Huang, C. L., & French, S. A. (2004). Factors associated with women's and children's body mass indices by income status. *International Journal of Obesity and Related Metabolic Disorders: Journal for the International Association for the Study of Obesity*, 28(4), 536-542.

Lindsey 2006

Lindsey, G., Han, Y., Wilson, J., & Yang, J. (2006). Neighborhood correlates of urban trail use. *Journal of Physical Activity & Health*, 3(Suppl.1), s139-s157.

Linn 1989

Linn, S., Fulwood, R., Rifkind, B., Carroll, M., Muesing, R., Williams, O. D., & Johnson, C. (1989). High density lipoprotein cholesterol levels among us adults by selected demographic and socioeconomic variables: The Second National Health and Nutrition Examination Survey 1976-1980. *American Journal of Epidemiology*, 129(2), 281-294.

Lino 2002

Lino, M. (2002). The quality of young children's diets. *Family Economics and Nutrition Review*, 14(1), 52-60.

Linz 2005

Linz, P., Lee, M., & Bell, L. (2005). Obesity, poverty, and participation in Nutrition Assistance Programs *Family Programs Report No.FSP-04-PO*. Alexandria, VA: United States Department of Agriculture, Food and Nutrition Service.

Liu 2007a

Liu, Y., & Shankar, B. (2007). Will rising household incomes solve China's micronutrient deficiency problems? *Economics Bulletin*, 15(10), 1-14.

Liu 2006

Liu, Y., Zhai, F., & Popkin, B. M. (2006). Trends in eating behaviours among Chinese children (1991 -1997). *Asia Pacific Journal of Clinical Nutrition*, 15(1), 72-80.

Lo 2009

Lo, Y.-T., Chang, Y.-H., Lee, M.-S., & Wahlqvist, M. L. (2009). Health and nutrition

economics: Diet costs are associated with diet quality. *Asia Pacific Journal of Clinical Nutrition*, 18(4), 598-604.

Logan 2006

Logan, T. D. (2006). Food, nutrition, and substitution in the late nineteenth century. *Explorations in Economic History*, 43(3), 527-545.

Longmuir 2011

Longmuir, P. E., Russell, J. L., Corey, M., Faulkner, G., & McCrindle, B. W. (2011). Factors associated with the physical activity level of children who have the Fontan procedure. *American Heart Journal*, 161(2), 411-417.

Longo 2009

Longo, G. Z., Neves, J., Luciano, V. M., & Peres, M. A. (2009). Prevalence of high blood pressure levels and associated factors among adults in Southern Brazil. *Arquivos Brasileiros de Cardiologia*, 93(4), 387-394, 380.

Lopez 2012

Lopez, R. A., & Fantuzzi, K. L. (2012). Demand for carbonated soft drinks: Implications for obesity policy. *Applied Economics*, 44(22), 2859-2865.

Lopez 2007

Lopez, R. P. (2007). Neighborhood risk factors for obesity. *Obesity*, 15(8), 2111-2119.

Lordan 2011

Lordan, G., & Quiggin, J. (2011). Should we put a thin subsidy on the policy table in the fight against obesity? *Forum for Health Economics & Policy*, 14(2), Article 1.

Lorson 2009

Lorson, B. A., Melgar-Quinonez, H. R., & Taylor, C. A. (2009). Correlates of fruit and vegetable intakes in US children. *Journal of the American Dietetic Association*, 109(3), 474-478.

Loucks 2007

Loucks, E. B., Magnusson, K. T., Cook, S., Rehkopf, D. H., Ford, E. S., & Berkman, L. F. (2007). Socioeconomic position and the metabolic syndrome in early, middle, and late life: Evidence from NHANES 1999-2002. *Annals of Epidemiology*, 17(10), 782-790. [Primary reference]

Loucks, E. B., Rehkopf, D. H., Thurston, R. C., & Kawachi, I. (2007). Socioeconomic disparities in metabolic syndrome differ by gender: Evidence from NHANES III. *Annals of Epidemiology*, 17(1), 19-26.

Loureiro 2005

Loureiro, M. L., & Nayga, R. M. (2005). International dimensions of obesity and overweight related problems: An economics perspective. *American Journal of Agricultural Economics*, 87(5), 1147-1153.

Lovasi 2009

Lovasi, G. S., Hutson, M. A., Guerra, M., & Neckerman, K. M. (2009). Built environments and obesity in disadvantaged populations. *Epidemiologic Reviews*, 31(1), 7-20.

Lowry 1996

Lowry, R., Kann, L., Collins Janet, L., & Kolbe Lloyd, J. (1996). The effect of socioeconomic

status on chronic disease risk behaviors among us adolescents. *Journal of the American Medical Association*, 276(10), 792-797.

Lu 2002

Lu, N., Samuels, M. E., & Huang, K.-C. (2002). Dietary behavior in relation to socioeconomic characteristics and self-perceived health status. *Journal of Health Care for the Poor and Underserved*, 13(2), 241-257.

Lucove 2007

Lucove, J. C., Huston, S. L., & Evenson, K. R. (2007). Workers' perceptions about worksite policies and environments and their association with leisure-time physical activity. *American Journal of Health Promotion*, 21(3), 196-200.

Luepker 1993

Luepker, R. V., Rosamond, W. D., Murphy, R., Sprafka, J. M., Folsom, A. R., McGovern, P. G., & Blackburn, H. (1993). Socioeconomic status and coronary heart disease risk factor trends: The Minnesota Heart survey. *Circulation*, 88(5 1), 2172-2179.

Ma 2006

Ma, H., Huang, J., Fuller, F., & Rozelle, S. (2006). Getting rich and eating out: Consumption of food away from home in urban China. *Canadian Journal of Agricultural Economics*, 54(1), 101-119.

Ma 2004

Ma, H., Rae, A., Huang, J., & Rozelle, S. (2004). Chinese animal product consumption in the 1990s. *Australian Journal of Agricultural and Resource Economics*, 48(4), 569-590.

MacFarlane 2009

MacFarlane, A. M., Abbott, G. R., Crawford, D. A., & Ball, K. (2009). Sociodemographic and behavioural correlates of weight status among women with children living in socioeconomically disadvantaged neighbourhoods. *International Journal of Obesity*, 33(11), 1289-1298.

Mack 2008

Mack, F., Abeygunawardhana, N., Mundt, T., Schwahn, C., Proff, P., Spassov, A., . . . Biffar, R. (2008). The factors associated with body mass index in adults from the study of health in Pomerania (SHIP-0), Germany. *Journal of Physiology and Pharmacology*, 59(Suppl.5), 5-16.

MacLeod 2008

MacLeod, K. E., Gee, G. C., Crawford, P., & Wang, M. C. (2008). Neighbourhood environment as a predictor of television watching among girls. *Journal of Epidemiology and Community Health*, 62(4), 288-292.

Maddock 2004

Maddock, J. (2004). The relationship between obesity and the prevalence of fast food eestaurants: State-level analysis. *American Journal of Health Promotion*, 19(2), 137-143.

Madore 2007

Madore, O. (2007). The impact of economic instruments that promote healthy eating, encourage physical activity and combat obesity: Literature review *In Brief* (pp. 3). Ottawa, ON: Library of Parliament.

Makinen 2009

Makinen, T., Borodulin, K., Laatikainen, T., Fogelholm, M., & Prattala, R. (2009). Twenty-five year socioeconomic trends in leisure-time and commuting physical activity among employed Finns. *Scandinavian Journal of Medicine & Science in Sports*, 19(2), 188-197.

Mancino 2007

Mancino, L., & Newman, C. (2007). Who has time to cook? How family resources influence food preparation *Economic Research Report No.40*. Alexandria, VA: US Department of Agriculture, Economic Research Service.

Manrique 1998

Manrique, J., & Jensen, H. H. (1998). Working women and expenditures on food away-from-home and at-home in Spain. *Journal of Agricultural Economics*, 49(3), 321-333.

Martin 2008

Martin, A. R., Nieto, J. M. M., Ruiz, J. P. N., & Jimenez, L. E. (2008). Overweight and obesity: The role of education, employment and income in Spanish adults. *Appetite*, 51(2), 266-272.

Martin 2007

Martin, K. S., & Ferris, A. M. (2007). Food insecurity and gender are risk factors for obesity. *Journal of Nutrition Education and Behavior*, 39(1), 31-36.

Matson-Koffman 2005

Matson-Koffman, D. M., Brownstein, J. N., Neiner, J. A., & Greaney, M. L. (2005). A site-specific literature review of policy and environmental interventions that promote physical activity and nutrition for cardiovascular health: What works? *American Journal of Health Promotion*, 19(3), 167-193.

Matthews 2002

Matthews, K. A., Kiefe, C. I., Lewis, C. E., Liu, K., Sidney, S., & Yunis, C. (2002). Socioeconomic trajectories and incident hypertension in a biracial cohort of young adults. *Hypertension*, 39(3), 772-776.

Maurer 1984

Maurer, K. M. (1984). The National Evaluation of School Nutrition Programs: Program impact on family food expenditures. *American Journal of Clinical Nutrition*, 40(Suppl.2), 448-453.

Mazur 2003

Mazur, R. E., Marquis, G. S., & Jensen, H. H. (2003). Diet and food insufficiency among Hispanic youths: Acculturation and socioeconomic factors in the third National Health and Nutrition Examination Survey. *American Journal of Clinical Nutrition*, 78(6), 1120-1127.

McCracken 1987

McCracken, V. A., & Brandt, J. A. (1987). Household consumption of food-away-from-home: Total expenditure and by type of food facility. *American Journal of Agricultural Economics*, 69(2), 274-284.

McDonald 2008

McDonald, N. C. (2008). Critical factors for active transportation to school among low-income and minority students: Evidence from the 2001 National Household Travel Survey. *American Journal of Preventive Medicine*, 34(4), 341-344.

McGrath 2006

McGrath, J. J., Matthews, K. A., & Brady, S. S. (2006). Individual versus neighborhood socioeconomic status and race as predictors of adolescent ambulatory blood pressure and heart rate. *Social Science & Medicine*, 63(6), 1442-1453.

McInnes 2009

McInnes, M. M., & Shinogle, J. J. (2009). Physical activity: Economic and policy factors *NBER Working Paper Series No. 15039*. Cambridge, MA: National Bureau of Economic Research.

McNutt 1997

McNutt, S. W., Yuanreng, H., Schreiber, G. B., Crawford, P. B., Obarzanek, E., & Mellin, L. (1997). A longitudinal study of the dietary practices of black and white girls 9 and 10 years old at enrollment: The NHLBI Growth and Health Study. *Journal of Adolescent Health*, 20(1), 27-37.

Meeks 1990

Meeks, C. B., & Mauldin, T. (1990). Children's time in structured and unstructured leisure activities. *Lifestyles: Family and Economic Issues*, 11(3), 257-281.

Mehta 2008

Mehta, N. K., & Chang, V. W. (2008). Weight status and restaurant availability: A multilevel analysis. *American Journal of Preventive Medicine*, 34(2), 127-133.

Melgar-Quinonez 2004

Melgar-Quinonez, H. R., & Kaiser, L. L. (2004). Relationship of child-feeding practices to overweight in low-income Mexican-American preschool-aged children. *Journal of the American Dietetic Association*, 104(7), 1110-1119.

Mellor 2011

Mellor, J. M. (2011). Do cigarette taxes affect children's body mass index? The effect of household environment on health. *Health Economics*, 20(4), 417-431.

Meltzer 2009

Meltzer, D. O., & Chen, Z. (2009). The impact of minimum wage rates on body weight in the United States *NBER Paper Series No. 15485*. Cambridge, MA: National Bureau of Economic Research

Meltzer 2010

Meltzer, D. O., & Jena, A. B. (2010). The economics of intense exercise. *Journal of Health Economics*, 29(3), 347-352.

Mendez 2004

Mendez, M. A., Cooper, R. S., Luke, A., Wilks, R., Bennett, F., & Forrester, T. (2004). Higher income is more strongly associated with obesity than with obesity-related metabolic disorders in Jamaican adults. *International Journal of Obesity & Related Metabolic Disorders: Journal of the International Association for the Study of Obesity*, 28(4), 543-550.

Mendez 2005

Mendez, M. A., Monteiro, C. A., & Popkin, B. M. (2005). Overweight exceeds underweight among women in most developing countries. *American Journal of Clinical Nutrition*, 81(3), 714-721.

Menezes 2008

Menezes, T. A., Azzoni, C. R., & Silveira, F. G. (2008). Demand elasticities for food products in Brazil: A two-stage budgeting system. *Applied Economics*, 40(19), 2557-2572.

Mergenthaler 2009

Mergenthaler, M., Weinberger, K., & Qaim, M. (2009). The food system transformation in developing countries: A disaggregate demand analysis for fruits and vegetables in Vietnam. *Food Policy*, 34(5), 426-436.

Metcalf 2007

Metcalf, P., Scragg, R., & Davis, P. (2007). Relationship of different measures of socioeconomic status with cardiovascular disease risk factors and lifestyle in a New Zealand workforce survey. *New Zealand Medical Journal*, 120(1248).

Metcalf 2008

Metcalf, P. A., Scragg, R. R., Schaaf, D., Dyal, L., Black, P. N., & Jackson, R. T. (2008). Comparison of different markers of socioeconomic status with cardiovascular disease and diabetes risk factors in the Diabetes, Heart and Health Survey. *New Zealand Medical Journal*, 121(1269), 45-56.

Meyerhoefer 2006

Meyerhoefer, C. D., & Pylypchuk, Y. (2006). Does participation in the Food Stamp Program increase the prevalence of obesity and health care spending? *US Department of Health & Human Services* (pp. 1-48). Rockville, MD: Center for Financing, Access and Cost Trends and Agency for Healthcare Research and Quality. [Primary reference]

Meyerhoefer, C. D., & Pylypchuk, Y. (2008). Does participation in the Food Stamp Program increase the prevalence of obesity and health care spending? *American Journal of Agricultural Economics*, 90(2), 287-305.

Meyers 1995

Meyers, A., Frank, D. A., Roos, N., Peterson, K. E., Casey, V. A., Cupples, L. A., & Levenson, S. M. (1995). Housing subsidies and pediatric undernutrition. *Archives of Pediatrics and Adolescent Medicine*, 149(10), 1079-1084.

Mfenyana 2006

Mfenyana, K., Griffin, M., Yogeswaran, P., Modell, B., Modell, M., Chandia, J., & Nazareth, I. (2006). Socio-economic inequalities as a predictor of health in South Africa: The Yenza cross-sectional study. *South African Medical Journal. Suid-Afrikaanse Tydskrif Vir Geneeskunde*, 96(4), 323-330.

Michalek 1992

Michalek, J., & Keyzer, M. A. (1992). Estimation of a two-stage LES-AIDS consumer demand system for eight EC countries. *European Review of Agricultural Economics*, 19(2), 137-163.

Michaud 2007

Michaud, P.-C., van Soest, A., & Andreyeva, T. (2007). Cross-country variation in obesity patterns among older Americans and Europeans *RAND Working Paper No.495*. Santa Monica, CA: RAND Centre for the Study of Aging.

Michels 2008

Michels, K. B., Bloom, B. R., Riccardi, P., Rosner, B. A., & Willett, W. C. (2008). A study of

the importance of education and cost incentives on individual food choices at the Harvard School of Public Health cafeteria. *Journal of the American College of Nutrition*, 27(1), 6-11.

Michimi 2010

Michimi, A., & Wimberly, M. C. (2010). Associations of supermarket accessibility with obesity and fruit and vegetable consumption in the conterminous United States. *International Journal of Health Geographics*, 9(49), 1-14.

Mihalopoulos 2001

Mihalopoulos, V. G., & Demoussis, M. P. (2001). Greek household consumption of food away from home: A microeconomic approach. *European Review of Agricultural Economics*, 28(4), 421-432.

Miljkovic 2008a

Miljkovic, D., & Nganje, W. (2008). Regional obesity determinants in the United States: A model of myopic addictive behavior in food consumption. *Agricultural Economics*, 38(3), 375-384.

Miljkovic 2008b

Miljkovic, D., Nganje, W., & de Chastenet, H. (2008). Economic factors affecting the increase in obesity in the United States: Differential response to price. *Food Policy*, 33(1), 48-60.

Miller 2007

Miller, J. C., & Coble, K. H. (2007). Cheap food policy: Fact or rhetoric? *Food Policy*, 32(1), 98-111.

Miller 2005

Miller, R. R., Sales, A. E., Kopjar, B., Fihn, S. D., & Bryson, C. L. (2005). Adherence to heart-healthy behaviors in a sample of the U.S. population. *Preventing Chronic Disease*, 2(2), A18.

Millstone 2007

Millstone, E., & Lobstein, T. (2007). The PorGrow project: Overall cross-national results, comparisons and implications. *Obesity Reviews*, 8(Suppl.2), 29-36. [Primary reference]

Borg, P., & Fogelholm, M. (2007). Stakeholder appraisal of policy options for responding to obesity in Finland. *Obesity Reviews*, 8(Suppl.2), 47-52.

Codrington, C., Sarri, K., & Kafatos, A. (2007). Stakeholder appraisal of policy options for tackling obesity in Greece. *Obesity Reviews*, 8(Suppl.2), 63-73.

De Marchi, B., Casati, S., & Tarlao, G. (2007). Stakeholder appraisal of policy options for responding to obesity in Italy. *Obesity Reviews*, 8(Suppl.2), 83-89.

González-Zapata, L. I., Alvarez-Dardet, C., Millstone, E., Clemente-Gómez, V., Holdsworth, M., Ortiz-Moncada, R., . . . Horvath, K. Z. (2010). The potential role of taxes and subsidies on food in the prevention of obesity in Europe. *Journal of Epidemiology and Community Health*, 64(8), 696-704.

González-Zapata, L. I., Ortiz-Moncada, R., & Alvarez-Dardet, C. (2007). Mapping public policy options responding to obesity: The case of Spain. *Obesity Reviews*, 8(Suppl.2), 99-108.

Holdsworth, M., Kameli, Y., & Delpeuch, F. (2007). Stakeholder views on policy options for responding to the growing challenge from obesity in France: Findings from the PorGrow project. *Obesity Reviews*, 8(Suppl.2), 53-61.

Horváth, Z., Pankotai, M. G., & Szabolcs, I. (2007). Stakeholder appraisal of policy options for responding to obesity in Hungary. *Obesity Reviews*, 8(Suppl.2), 75-81.

Lobstein, T., Millstone, E., & PorGrow Research Team. (2007). Context for the PorGrow study: Europe's obesity crisis. *Obesity Reviews*, 8(Suppl.2), 7-16.

Millstone, E., Lobstein, T., & PorGrow National, T. (2007). The PorGrow project – an introduction and overview. *Obesity Reviews*, 8(Suppl.2), 5-6.

Mohebati, L., Lobstein, T., Millstone, E., & Jacobs, M. (2007). Policy options for responding to the growing challenge from obesity in the United Kingdom. *Obesity Reviews*, 8(Suppl.2), 109-115.

Savva, S. C., Chadjoannou, M., & Tornaritis, M. J. (2007). Policy options for responding to the growing challenge from obesity: Cyprus national findings. *Obesity Reviews*, 8(Suppl.2), 37-45.

Stirling, A., Lobstein, T., & Millstone, E. (2007). Methodology for obtaining stakeholder assessments of obesity policy options in the PorGrow project. *Obesity Reviews*, 8(Suppl.2), 17-27.

Szponar, L., Ciok, J., Dolna, A., & Oltarzewski, M. (2007). Policy options for responding to the growing challenge from obesity (PorGrow) in Poland. *Obesity Reviews*, 8(Suppl.2), 91-98.

Minaker 2006

Minaker, L. M., McCargar, L., Lambriki, I., Jessup, L., Driezen, P., Calengor, K., & Hanning, R. M. (2006). School region socio-economic status and geographic locale is associated with food behaviour of Ontario and Alberta adolescents. *Canadian Journal of Public Health*, 97(5), 357-361.

Mion 2004

Mion, D. J., Pierin, A. M., Bambirra, A. P., Assuncao, J. H., Monteiro, J. M., Chinen, R. Y., . . . Coser, R. B. (2004). Hypertension in employees of a University General Hospital. *Revista do Hospital das Clinicas*, 59(6), 329-336.

Mishra 2011

Mishra, A., & Mishra, H. (2011). The influence of price discount versus bonus pack on the preference for virtue and vice foods. *Journal of Marketing Research*, 48(1), 196-206.

Mohr 2007

Mohr, P., Wilson, C., Dunn, K., Brindal, E., & Wittert, G. (2007). Personal and lifestyle characteristics predictive of the consumption of fast foods in Australia. *Public Health Nutrition*, 10(12), 1456-1463.

Monsivais 2009

Monsivais, P., & Drewnowski, A. (2009). Lower-energy-density diets are associated with higher monetary costs per kilocalorie and are consumed by women of higher socioeconomic status. *Journal of the American Dietetic Association*, 109(5), 814-822.

Monteiro 2004

Monteiro, C. A., Moura, E. C., Conde, W. L., & Popkin, B. M. (2004). Socioeconomic status and obesity in adult populations of developing countries: A review. *Bulletin of the World Health Organization*, 82(12), 940-946.

Monteiro 2003

Monteiro, C. A., Conde, W. L., Matsudo, S. M., Matsudo, V. R., Bensenor, I. M., & Lotufo, P. A. (2003). A descriptive epidemiology of leisure-time physical activity in Brazil, 1996-1997. *Revista Panamericana de Salud Publica/Pan American Journal of Public Health*, 14(4), 246-254.

Monteiro 2002

Monteiro, C. A., Conde, W. L., & Popkin, B. M. (2002). Is obesity replacing or adding to undernutrition? Evidence from different social classes in Brazil. *Public Health Nutrition*, 5(1A), 105-112.

Moore 2008

Moore, L. V., Diez Roux, A. V., Nettleton, J. A., & Jacobs, D. R. (2008). Associations of the local food environment with diet quality: A comparison of assessments based on surveys and geographic information systems. *American Journal of Epidemiology*, 167(8), 917-924. [Primary reference]

Moore, L. V., Diez Roux, A. V., Nettleton, J. A., Jacobs, D. R., & Franco, M. (2009). Fast-food consumption, diet quality, and neighborhood exposure to fast food. *American Journal of Epidemiology*, 170(1), 29-36.

Moreira 2006

Moreira, P., & Padrao, P. (2006). Educational, economic and dietary determinants of obesity in Portuguese adults: A cross-sectional study. *Eating Behaviors*, 7(3), 220-228.

Moschonis 2010

Moschonis, G., Tanagra, S., Vondrou, A., Kyriakou, A. E., Dede, V., Siatitsa, P. E., . . . Manios, Y. (2010). Social, economic and demographic correlates of overweight and obesity in primary-school children: Preliminary data from the Healthy Growth Study. *Public Health Nutrition*, 13(10A), 1693-1700.

Moshfegh 1999

Moshfegh, A. J., Friday, J. E., Goldman, J. P., Chug, A., & J, K. (1999). Presence of inulin and oligofructose in the diets of Americans. *Journal of Nutrition*, 129(Suppl.7), s1407-s1411.

Muennig 2007

Muennig, P., Sohler, N., & Mahato, B. (2007). Socioeconomic status as an independent predictor of physiological biomarkers of cardiovascular disease: Evidence from NHANES. *Preventive Medicine*, 45(1), 35-40.

Mullie 2010

Mullie, P., Clarys, P., Hulens, M., & Vansant, G. (2010). Dietary patterns and socioeconomic position. *European Journal of Clinical Nutrition*, 64(3), 231-238.

Mungreiphy 2010

Mungreiphy, N. K., & Kapoor, S. (2010). Socioeconomic changes as covariates of overweight and obesity among Tangkhul Naga tribal women of Manipur, north-east India. *Journal of Biosocial Science*, 42(3), 289-305.

Murasko 2011

Murasko, J. E. (2011). Trends in the associations between family income, height and body mass index in US children and adolescents: 1971--1980 and 1999--2008. *Annals of Human Biology*, 38(3), 290-306.

Murasko 2008

Murasko, J. E. (2008). Male-female differences in the association between socioeconomic status and atherosclerotic risk in adolescents. *Social Science & Medicine*, 67(11), 1889-1897.

Musgrove 1985

Musgrove, P. (1985). Household food consumption in the Dominican Republic: Effects of income, price, and family size. *Economic Development and Cultural Change*, 34(1), 83-101.

Mushi-Brunt 2007

Mushi-Brunt, C., Haire-Joshu, D., & Elliott, M. (2007). Food spending behaviors and perceptions are associated with fruit and vegetable intake among parents and their preadolescent children. *Journal of Nutrition Education and Behavior*, 39(1), 26-30.

Myllykangas 1995

Myllykangas, M., Pekkanen, J., Rasi, V., Haukkala, A., Vahtera, E., & Salomaa, V. (1995). Haemostatic and other cardiovascular risk factors, and socioeconomic status among middle-aged Finnish men and women. *International Journal of Epidemiology*, 24(6), 1110-1116.

Mytton 2007

Mytton, O., Gray, A., Rayner, M., & Rutter, H. (2007). Could targeted food taxes improve health? *Journal of Epidemiology and Community Health*, 61(8), 689-694.

Nagata 2009

Nagata, J. M., Vaggia, C. R., Barg, F. K., & Bream, K. D. W. (2009). Body mass index, socioeconomic status and socio-behavioral practices among Tz'utujil Maya women. *Economics and Human Biology*, 7(1), 96-106.

Najdi 2011

Najdi, A., El Achhab, Y., Nejari, C., Norat, T., Zidouh, A., & El Rhazi, K. (2011). Correlates of physical activity in Morocco. *Preventive Medicine*, 52(5), 355-357.

Nayga 1996a

Nayga, R. M. J. (1996). Wife's labor force participation and family expenditures for prepared food, food prepared at home, and food away from home. *Agricultural and Resource Economics Review*, 25(2), 179-186.

Nayga 1996b

Nayga, R. M. J. (1996). Dietary fiber intake away-from-home and at-home in the United States. *Food Policy*, 21(3), 279-290.

Nayga 1994

Nayga, R. M., & Capps, O. (1994). Analysis of away-from-home and at-home intake of saturated fat and cholesterol. *Review of Agricultural Economics*, 16(3), 387-398.

Nazmi 2008

Nazmi, A., Oliveira, I. O., & Victora, C. G. (2008). Correlates of C-reactive protein levels in young adults: A population-based cohort study of 3827 subjects in Brazil. *Brazilian Journal of Medical and Biological Research*, 41(5), 357-367. [Primary reference]

Nazmi, A., Oliveira, I. O., Horta, B. L., Gigante, D. P., & Victora, C. G. (2010). Lifecourse socioeconomic trajectories and C-reactive protein levels in young adults: Findings from a Brazilian birth cohort. *Social Science & Medicine*, 70(8), 1229-1236.

Nebeling 1997

Nebeling, L. C., Forman, M. R., Graubard, B. I., & Snyder, R. A. (1997). Changes in carotenoid intake in the United States: The 1987 and 1992 National Health Interview Surveys. *Journal of the American Dietetic Association*, 97(9), 991-996.

Nederkoorn 2011

Nederkoorn, C., Havermans, R. C., Giesen, J. C. A. H., & Jansen, A. (2011). High tax on high energy dense foods and its effects on the purchase of calories in a supermarket. An experiment. *Appetite*, 56(3), 760-765.

Nelson 2002

Nelson, K. M., Reiber, G., & Boyko, E. J. (2002). Diet and exercise among adults with type 2 diabetes: Findings from the third national health and nutrition examination survey (NHANES III). *Diabetes Care*, 25(10), 1722-1728.

Nelson 2000

Nelson, M. (2000). Childhood nutrition and poverty. *Proceedings of the Nutrition Society*, 59(2), 307-315.

Ng 2010a

Ng, S. W., Norton, E. C., Guilkey, D. K., & Popkin, B. M. (2010). Estimation of a dynamic model of weight. *NBER Working Paper Series No. 15864*. Cambridge, MA: National Bureau of Economic.

Ng 2010b

Ng, C., Young, T. K., & Corey, P. N. (2010). Associations of television viewing, physical activity and dietary behaviours with obesity in aboriginal and non-aboriginal Canadian youth. *Public Health Nutrition*, 13(9), 1430-1437.

Ni Mhurchu 2011

Ni Mhurchu, C., Eyles, H., Dixon, R., Matoe, L., Teevale, T., & Meagher-Lundberg, P. (2011). Economic incentives to promote healthier food purchases: Exploring acceptability and key factors for success. *Health Promotion International*.

Ni Mhurchu 2010

Ni Mhurchu, C., Blakely, T., Jiang, Y., Eyles, H. C., & Rodgers, A. (2010). Effects of price discounts and tailored nutrition education on supermarket purchases: A randomized controlled trial. *American Journal of Clinical Nutrition*, 91(3), 736-747.

Nies 2002

Nies, M. A., & Kershaw, T. C. (2002). Psychosocial and environmental influences on physical activity and health outcomes in sedentary women. *Journal of Nursing Scholarship*, 34(3), 243-249.

Nikolaou 2008

Nikolaou, A., & Nikolaou, D. (2008). Income-related inequality in the distribution of obesity among Europeans. *Journal of Public Health*, 16(6), 403-411.

Niskar 2003

Niskar, A. S., Paschal, D. C., Kieszak, S. M., Flegal, K. M., Bowman, B., Gunter, E. W., . . . McGeehin, M. (2003). Serum selenium levels in the US population: Third National Health and Nutrition Examination Survey, 1988-1994. *Biological Trace Element Research*, 91(1), 1-10.

Nnoaham 2009

Nnoaham, K. E., Sacks, G., Rayner, M., Mytton, O., & Gray, A. (2009). Modelling income group differences in the health and economic impacts of targeted food taxes and subsidies. *International Journal of Epidemiology*, 38(5), 1324-1333.

Nocon 2007

Nocon, M., Keil, T., & Willich, S. N. (2007). Education, income, occupational status and health risk behaviour. *Journal of Public Health*, 15(5), 401-405.

Noppa 1980

Noppa, H., & Bengtsson, C. (1980). Obesity in relation to socioeconomic status: A population study of women in Goteborg, Sweden. *Journal of Epidemiology and Community Health*, 34(2), 139-142. [Primary reference]

Noppa, H., & Hallstrom, T. (1981). Weight gain in adulthood in relation to socioeconomic factors, mental illness and personality traits: A prospective study of middle-aged women. *Journal of Psychosomatic Research*, 25(2), 83-89.

Nordström 2011

Nordström, J., & Thunström, L. (2011). Economic policies for healthier food intake: The impact on different household categories. *The European Journal of Health Economics*, 12(2), 127-140.

Nordström 2009

Nordström, J., & Thunström, L. (2009). The impact of tax reforms designed to encourage healthier grain consumption. *Journal of Health Economics*, 28(3), 622-634.

Nube 1998

Nube, M., Asenso-Okyere, W. K., & van den Boom, G. J. M. (1998). Body mass index as indicator of standard of living in developing countries. *European Journal of Clinical Nutrition*, 52(2), 136-144.

Oaks 2005

Oaks, B. (2005). *An evaluation of the snack tax on the obesity rate of Maine*. Masters of Public Administration Masters of Public Administration thesis, Texas State University, San Marcos, TX. (Political Science 5397)

O'Dea 2008

O'Dea, J. A. (2008). Gender, ethnicity, culture and social class influences on childhood obesity among Australian schoolchildren: Implications for treatment, prevention and community education. *Health & Social Care in the Community*, 16(3), 282-290.

O'Dea 2006

O'Dea, J. A., & Wilson, R. (2006). Socio-cognitive and nutritional factors associated with body mass index in children and adolescents: Possibilities for childhood obesity prevention. *Health Education Research*, 21(6), 796-805.

Offord 1998

Offord, D., Lipman, E., & Duku, E. (1998). Sports, the arts and community programs: Rates and correlates of participation *Working Paper Series W-98-18E*. Hull, Quebec: Applied Research Branch, Strategic Policy, and Human Resources Development Canada.

Oksuz 2008

Oksuz, E. (2008). Unhealthy body perception among Turkish youths: Socioeconomic status and social comparisons. *Collegium Antropologicum*, 32(1), 5-13.

Oliveira 2000

Oliveira, V., & Gundersen, C. (2000). WIC and the nutrient intake of children *Nutrition Research Report No.5*. Washington, DC: US Department of Agriculture, Economic Research Service, Food and Rural Economics Division.

Oliver 2008

Oliver, L. N., & Hayes, M. V. (2008). Effects of neighbourhood income on reported body mass index: An eight year longitudinal study of Canadian children. *BioMed Central Public Health*, 8(16).

Olsen 2000

Olsen, W. K., Warde, A., & Martens, L. (2000). Social differentiation and the market for eating out in the UK. *International Journal of Hospitality Management*, 19(2), 173-190.

Oreffice 2010

Oreffice, S., & Quintana-Domeque, C. (2010). Anthropometry and socioeconomics among couples: Evidence in the United States. *Economics and Human Biology*, 8(3), 373-384.

Oyewole 2007

Oyewole, P. (2007). Fast food marketing and the African American consumers: The impact of socio-economic and demographic characteristics. *Journal of International Consumer Marketing*, 19(4), 75-108.

Paeratakul 2002

Paeratakul, S., Lovejoy, J. C., Ryan, D. H., & Bray, G. A. (2002). The relation of gender, race and socioeconomic status to obesity and obesity comorbidities in a sample of US adults. *International Journal of Obesity & Related Metabolic Disorders: Journal of the International Association for the Study of Obesity*, 26(9), 1205-1210.

Pan 2009

Pan, S. Y., Cameron, C., Desmeules, M., Morrison, H., Craig, C. L., & Jiang, X. (2009). Individual, social, environmental, and physical environmental correlates with physical activity among Canadians: A cross-sectional study. *BioMed Central Public Health*, 9(21).

Pan 2008

Pan, S., & Jensen, H. H. (2008). Does the Food Stamp Program affect food security status and the composition of food expenditures? *Journal of Agricultural and Applied Economics*, 30(1), 21-35.

Papandreou 2008

Papandreou, C., Mourad, T. A., Jildeh, C., Abdeen, Z., Philalithis, A., & Tzanakis, N. (2008). Obesity in Mediterranean region (1997-2007): A systematic review. *Obesity Reviews*, 9(5), 389-399.

Park 2009

Park, J. (2009). Obesity on the job. *Perspectives on Labour and Income*, 21(1), 37-45.

Park 1997

Park, J. L., & Capps, O. (1997). Demand for prepared meals by U.S. households. *American Journal of Agricultural Economics*, 79(3), 814-824.

Park 1996

Park, J. L., Holcomb, R. B., Raper, K. C., & Capps, O. (1996). A demand systems analysis of food commodities by U.S. households segmented by income. *American Journal of Agricultural Economics*, 78(2), 290-300.

Parks 2011

Parks, J. C., Smith, A. D., & Alston, J. M. (2011). *The effects of the Food Stamp Program on energy balance and obesity*. Paper presented at the Agricultural & Applied Economics Association's 2011 AAEA & NAREA Joint Annual Meeting, Pittsburgh, Pennsylvania.

Parks 2003

Parks, S. E., Housemann, R. A., & Brownson, R. C. (2003). Differential correlates of physical activity in urban and rural adults of various socioeconomic backgrounds in the United States. *Journal of Epidemiology and Community Health*, 57(1), 29-35.

Pascual 2007

Pascual, C., Regidor, E., Astasio, P., Ortega, P., Navarro, P., & Dominguez, V. (2007). The association of current and sustained area-based adverse socioeconomic environment with physical inactivity. *Social Science & Medicine*, 65(3), 454-466.

Patt 2004

Patt, M. R., Yanek, L. R., Moy, T. F., & Becker, D. M. (2004). Sociodemographic, behavioral, and psychological correlates of current overweight and obesity in older, urban African American women. *Health Education & Behavior*, 31(4), s57-s68.

Patterson 1988

Patterson, B. H., & Block, G. (1988). Food choices and the cancer guidelines. *American Journal of Public Health*, 78(3), 282-286.

Paulin 2000

Paulin, G. D. (2000). Let's do lunch: Expenditures on meals away from home. *Monthly Labor Review*, 123(5), 36-45.

Pearson 2005

Pearson, T., Russell, J., Campbell, M. J., & Barker, M. E. (2005). Do 'food deserts' influence fruit and vegetable consumption? A cross-sectional study. *Appetite*, 45(2), 195-197.

Peixoto 2007

Peixoto, M. D. R. G., Benicio, M. H. D., & Jardim, P. C. B. V. (2007). The relationship between body mass index and lifestyle in a Brazilian adult population: A cross-sectional survey. *Cadernos de Saude Publica*, 23(11), 2694-2704.

Perez-Escamilla 2000

Perez-Escamilla, R., Ferris, A. M., Drake, L., Haldeman, L., Peranick, J., Campbell, M., . . . Bernstein, B. (2000). Food stamps are associated with food security and dietary intake of inner-city preschoolers from Hartford, Connecticut. *Journal of Nutrition*, 130(11), 2711-2717.

Perrin 2005

Perrin, A.-E., Dallongeville, J., Ducimetiere, P., Ruidavets, J.-B., Schlienger, J.-L., Arveiler, D., & Simon, C. (2005). Interactions between traditional regional determinants and socio-economic status on dietary patterns in a sample of French men. *British Journal of Nutrition*, 93(1), 109-114.

Phillips 2010

Phillips, A. C., Carroll, D., Thomas, G. N., Gale, C. R., Deary, I., & Batty, G. D. (2010). The influence of multiple indices of socioeconomic disadvantage across the adult life course on the metabolic syndrome: The Vietnam Experience study. *Metabolism: Clinical and Experimental*, 59(8), 1164-1171.

Pickett 2005

Pickett, K. E., Kelly, S., Brunner, E., Lobstein, T., & Wilkinson, R. G. (2005). Wider income gaps, wider waistbands? An ecological study of obesity and income inequality. *Journal of Epidemiology and Community Health*, 59(8), 670-674.

Piggott 2003

Piggott, N. E. (2003). The nested PIGLOG model: An application to U.S. food demand. *American Journal of Agricultural Economics*, 85(1), 1-15.

Pittman 2004

Pittman, G. F. (2004). *Drivers of demand, interrelationships, and nutritional impacts within the nonalcoholic beverage complex*. Doctor of Philosophy Doctoral dissertation, Texas A&M University, College Station, TX.

Platat 2006

Platat, C., Perrin, A.-E., Oujaa, M., Wagner, A., Haan, M.-C., Schlienger, J.-L., & Simon, C. (2006). Diet and physical activity profiles in French preadolescents. *British Journal of Nutrition*, 96(3), 501-507.

Pleis 2003

Pleis, J. R., Schiller, J. S., & Benson, V. (2003). Summary health statistics for U.S. adults: National Health Interview Survey, 2000. *Vital & Health Statistics - Series 10: Data From the National Health Survey*(215), 1-132.

Pomerleau 2000

Pomerleau, J., McKee, M., Robertson, A., Vaasc, S., Kadziauskiene, K., Abaravicius, A., . . . Grinberga, D. (2000). Physical inactivity in the Baltic countries. *Preventive Medicine*, 31(6), 665-672. [Primary reference]

Pomerleau, J., Pudule, I., Grinberga, D., Kadziauskiene, K., Abaravicius, A., Bartkeviciute, R., . . . McKee, M. (2000). Patterns of body weight in the Baltic Republics. *Public Health Nutrition*, 3(1), 3-10.

Pomerleau 1997

Pomerleau, J., Pederson, L. L., Ostbye, T., Speechley, M., & Speechley, K. N. (1997). Health behaviours and socio-economic status in Ontario, Canada. *European Journal of Epidemiology*, 13(6), 613-622.

Pont 2009

Pont, K., Ziviani, J., Wadley, D., Bennett, S., & Abbott, R. (2009). Environmental correlates

of children's active transportation: A systematic literature review. *Health & Place*, 15(3), 827-840.

Popham 2006

Popham, F., & Mitchell, R. (2006). Leisure time exercise and personal circumstances in the working age population: Longitudinal analysis of the British household panel survey. *Journal of Epidemiology and Community Health*, 60(3), 270-274.

Popkin 2003

Popkin, B. M., Zizza, C., & Siega-Riz Anna, M. (2003). Who is leading the change? U.S. dietary quality comparison between 1965 and 1996. *American Journal of Preventive Medicine*, 25(1), 1-8.

Posner 1987

Posner, B. M., Ohls, J. C., & Morgan, J. C. (1987). The impact of food stamps and other variables on nutrient intake in the elderly. *Journal of Nutrition for the Elderly*, 6(3), 3-16.

Pouyanne 2005

Pouyanne, G. (2005). Urban form and travel patterns: An application to the metropolitan area of Bordeaux. *Canadian Journal of Regional Science*, 28(1), 19-47.

Powell 2011

Powell, L. M., & Han, E. (2011). The costs of food at home and away from home and consumption patterns among U.S. adolescents. *Journal of Adolescent Health*, 48(1), 20-26.

Powell 2010

Powell, L. M., Han, E., & Chaloupka, F. J. (2010). Economic contextual factors, food consumption, and obesity among U.S. adolescents. *Journal of Nutrition*, 140(6), 1175-1180.

Powell 2009a

Powell, L. M. (2009). Fast food costs and adolescent body mass index: Evidence from panel data. *Journal of Health Economics*, 28(5), 963-970.

Powell 2009b

Powell, L. M., & Bao, Y. (2009). Food prices, access to food outlets and child weight. *Economics & Human Biology*, 7(1), 64-72.

Powell 2009c

Powell, L. M., Chiqui, J., & Chaloupka, F. J. (2009). Associations between state-level soda taxes and adolescent body mass index. *Journal of Adolescent Health*, 45(3, Suppl.1), s57-s63.

Powell 2009d

Powell, L. M., & Chaloupka, F. J. (2009). Economic contextual factors and child body mass index. *NBER Working Paper Series No. 15046*. Cambridge, MA: National Bureau of Economic Research.

Powell 2009e

Powell, L. M., & Chaloupka, F. J. (2009). Food prices and obesity: Evidence and policy implications for taxes and subsidies. *Milbank Quarterly*, 87(1), 229-257.

Powell 2009f

Powell, L. M., Zhao, Z., & Wang, Y. (2009). Food prices and fruit and vegetable consumption among young American adults. *Health & Place*, 15(4), 1064-1070.

Powell 2007

Powell, L. M., Auld, C., Chaloupka, F. J., O'Malley, P. M., & Johnston, L. D. (2007). Access to fast food and food prices: Relationship with fruit and vegetable consumption and overweight among adolescents. *Advances in Health Economics and Health Services Research*, 17, 23-48.

Power 2005

Power, E. M. (2005). Determinants of healthy eating among low-income Canadians. *Canadian Journal of Public Health. Revue Canadienne de Sante Publique*, 96 (Suppl.3), s37-42, s42.

Pradeepa 2003

Pradeepa, R., Deepa, R., Rani, S. S., Premalatha, G., Saroja, R., & Mohan, V. (2003). Socioeconomic status and dyslipidaemia in a South Indian population: The Chennai Urban Population Study (CUPS 11). *National Medical Journal of India*, 16(2), 73-78.

Prasad 2008

Prasad, A., Strijnev, A., & Zhang, Q. (2008). What can grocery basket data tell us about health consciousness? *International Journal of Research in Marketing*, 25(4), 301-309.

Pratt 1999

Pratt, M., Macera, C. A., & Blanton, C. (1999). Levels of physical activity and inactivity in children and adults in the United States: Current evidence and research issues. *Medicine and Science in Sports and Exercise*, 31(Suppl.11), s526-s533.

Proper 2007

Proper, K. I., Cerin, E., Brown, W. J., & Owen, N. (2007). Sitting time and socio-economic differences in overweight and obesity. *International Journal of Obesity*, 31(1), 169-176.

Pudaric 2000

Pudaric, S., Sundquist, J., & Johansson, S. E. (2000). Major risk factors for cardiovascular disease in elderly migrants in Sweden. *Ethnicity and Health*, 5(2), 137-350.

Raberg 2010

Raberg, K. M. K., Holmboe-Ottesen, G., & Wandel, M. (2010). Associations between food patterns, socioeconomic position and working situation among adult, working women and men in Oslo. *European Journal of Clinical Nutrition*, 64(10), 1150-1157.

Rabin 2006

Rabin, B. A., Boehmer, T. K., & Brownson, R. C. (2006). Cross-national comparison of environmental and policy correlates of obesity in Europe. *The European Journal of Public Health*, 17(1), 53-61.

Radimer 2000

Radimer, K. L., Subar, A. F., & Thompson, F. E. (2000). Nonvitamin, nonmineral dietary supplements: Issues and findings from NHANES III. *Journal of the American Dietetic Association*, 100(4), 447-454.

Raffensperger 2010

Raffensperger, S., Kuczmarski, M. F., Hotchkiss, L., Cotugna, N., Evans, M. K., & Zonderman, A. B. (2010). Effect of race and predictors of socioeconomic status on diet quality in the HANDLS Study sample. *Journal of the National Medical Association*, 102(10), 923-930.

Raine 2005

Raine, K. D. (2005). Determinants of healthy eating in Canada: An overview and synthesis. *Canadian Journal of Public Health. Revue Canadienne de Sante Publique*, 96 (Suppl.3), s8-14, s18.

Ramachandran 2002

Ramachandran, A., Snehalatha, C., Vijay, V., & King, H. (2002). Impact of the poverty on the prevalence of diabetes and its complications in urban southern India. *Diabetic Medicine*, 19(2), 130-135.

Ramezani 1995

Ramezani, C. A. (1995). Determinants of nutrient demand: A nonparametric analysis. *Journal of Agricultural and Resource Economics*, 20(1), 165-177.

Ranjit 2007

Ranjit, N., Diez-Roux, A. V., Shea, S., Cushman, M., Ni, H., & Seeman, T. (2007). Socioeconomic position, race/ethnicity, and inflammation in the multi-ethnic study of atherosclerosis. *Circulation*, 116(21), 2383-2390.

Ransdell 1998

Ransdell, L. B., & Wells, C. L. (1998). Physical activity in urban white, African American, and Mexican-American women. *Medicine and Science in Sports and Exercise*, 30(11), 1608-1615.

Rashad 2009

Rashad, I. (2009). Associations of cycling with urban sprawl and the gasoline price. *American Journal of Health Promotion*, 24(1), 27-36. [Primary reference]

Rashad, I. (2007). Cycling: An increasingly untouched source of physical and mental health *NBER Working Paper Series No. 12929*. Cambridge, MA: National Bureau of Economic Research.

Rashad 2006a

Rashad, I., Grossman, M., & Chou, S.-Y. (2006). The super size of America: An economic estimation of body mass index and obesity in adults. *Eastern Economic Journal*, 32(1), 133-148. [Primary reference]

Rashad, I., Grossman, M., & Chou, S.-Y. (2005). The super size of America: An economic estimation of body mass index and obesity in adults *NBER Working Paper Series No. 11584*. Cambridge, MA: National Bureau of Economic Research.

Rashad 2006b

Rashad, I. (2006). Structural estimation of caloric intake, exercise, smoking, and obesity. *The Quarterly Review of Economics and Finance*, 46(2), 268-283.

Rasmussen 2006

Rasmussen, M., Krolner, R., Klepp, K. I., Lytle, L., Brug, J., Bere, E., & Due, P. (2006). Determinants of fruit and vegetable consumption among children and adolescents: A review of the literature. Part I: Quantitative studies. *International Journal of Behavioral Nutrition and Physical Activity*, 3(22).

Ree 2008

Ree, M., Riediger, N., & Moghadasian, M. H. (2008). Factors affecting food selection in Canadian population. *European Journal of Clinical Nutrition*, 62(11), 1255-1262.

Reed 2010

Reed, A. J., & Levedahl, J. W. (2010). Food stamps and the market demand for food. *American Journal of Agricultural Economics*, 92(5), 1392-1400.

Reedy 2010

Reedy, J., & Krebs-Smith, S. M. (2010). Dietary sources of energy, solid fats, and added sugars among children and adolescents in the United States. *Journal of the American Dietetic Association*, 110(10), 1477-1484.

Rehkopf 2010

Rehkopf, D. H., Krieger, N., Coull, B., & Berkman, L. F. (2010). Biologic risk markers for coronary heart disease: Nonlinear associations with income. *Epidemiology*, 21(1), 38-46.

Rehm 2008

Rehm, C. D., Matte, T. D., Van Wye, G., Young, C., & Frieden, T. R. (2008). Demographic and behavioral factors associated with daily sugar-sweetened soda consumption in New York City adults. *Journal of Urban Health*, 85(3), 375-385.

Resnicow 2001

Resnicow, K., Wang, T., Dudley, W. N., Jackson, A., Ahluwalia, J. S., Baranowski, T., & Braithwaite, R. L. (2001). Risk factor distribution among sociodemographically diverse African American adults. *Journal of Urban Health*, 78(1), 125-140.

Ricciuto 2006

Ricciuto, L., Tarasuk, V., & Yatchew, A. (2006). Socio-demographic influences on food purchasing among Canadian households. *European Journal of Clinical Nutrition*, 60(6), 778-790. [Primary reference]

Ricciuto, L. E., & Tarasuk, V. S. (2007). An examination of income-related disparities in the nutritional quality of food selections among Canadian households from 1986-2001. *Social Science & Medicine*, 64(1), 186-198.

Richards 2009

Richards, T. J., & Padilla, L. (2009). Promotion and fast food demand. *American Journal of Agricultural Economics*, 91(1), 168-183.

Riediger 2008

Riediger, N. D., & Moghadasian, M. H. (2008). Patterns of fruit and vegetable consumption and the influence of sex, age and socio-demographic factors among Canadian elderly. *Journal of the American College of Nutrition*, 27(2), 306-313.

Riediger 2007

Riediger, N. D., Shooshtari, S., & Moghadasian, M. H. (2007). The influence of sociodemographic factors on patterns of fruit and vegetable consumption in Canadian adolescents. *Journal of the American Dietetic Association*, 107(9), 1511-1518.

Risica 2009

Risica, P. M., Kerr, S., Lawson, E., Belhumeur, R., & Ankoma, A. (2009). Self-report of sugar-sweetened beverage and fast food consumption by annual household income. *Medicine & Health, Rhode Island*, 92(2), 63-64.

Robert 2004

Robert, S. A., & Reither, E. N. (2004). A multilevel analysis of race, community disadvantage, and body mass index among adults in the US. *Social Science & Medicine*, 59(12), 2421-2434.

Robinson 2011

Robinson, C. A., & Zheng, X. (2011). Household Food Stamp Program participation and childhood obesity. *Journal of Agricultural and Resource Economics*, 36, 1-13.

Robinson 2009

Robinson, C. A. (2009). *Three essays in health economics*. Doctor of Philosophy Doctoral dissertation, North Carolina State University, Raleigh, NC, United States.

Robinson 2007

Robinson, K. T. (2007). *The applicability and usage of the International Classification of Functioning, Disability and Health (ICF) to address obesity among United States women*. Doctor of Public Health Doctoral dissertation, University of Pittsburgh, Pittsburgh, PA, United States.

Rodrigues 2008

Rodrigues, P. L., Lacerda, E. M. d. A., Schlussek, M. M., Spyrides, M. H. C., & Kac, G. (2008). Determinants of weight gain in pregnant women attending a public prenatal care facility in Rio de Janeiro, Brazil: A prospective study, 2005-2007. *Cadernos de Saude Publica*, 24 (Suppl.2), s272-s284.

Roos 2008

Roos, E., Talala, K., Laaksonen, M., Helakorpi, S., Rahkonen, O., Uutela, A., & Prattala, R. (2008). Trends of socioeconomic differences in daily vegetable consumption, 1979-2002. *European Journal of Clinical Nutrition*, 62(7), 823-833.

Rose 2004

Rose, D., & Richards, R. (2004). Food store access and household fruit and vegetable use among participants in the US Food Stamp Program. *Public Health Nutrition*, 7(8), 1081-1088.

Rose 1998

Rose, D., Habicht, J. P., & Devaney, B. (1998). Household participation in the Food Stamp and WIC Programs increases the nutrient intakes of preschool children. *Journal of Nutrition*, 128(3), 548-555.

Rose 1995

Rose, D., Smallwood, D., & Blaylock, J. (1995). Socio-economic factors associated with the iron intake of preschoolers in the United States. *Nutrition Research*, 15(9), 1297-1309.

Roskam 2008

Roskam, A.-J. R., & Kunst, A. E. (2008). The predictive value of different socio-economic indicators for overweight in nine European countries. *Public Health Nutrition*, 11(12), 1256-1266.

Roy 2001

Roy, N. (2001). A semiparametric analysis of calorie response to income change across income groups and gender. *Journal of International Trade and Economic Development*, 10(1), 93-109.

Ruhm 2005

Ruhm, C. J. (2005). Healthy living in hard times. *Journal of Health Economics*, 24(2), 341-363. [Primary reference]

Ruhm, C. J. (2003). Healthy living in hard times *NBER Working Paper Series No.9468*. Cambridge, MA: National Bureau of Economic Research.

Ruiz-Arranz 2006

Ruiz-Arranz, M., Davis, B., Handa, S., Stampini, M., & Winters, P. (2006). Program conditionality and food security: The impact of PROGRESA and PROCAMPO transfers in rural Mexico. *Economia, Associação Nacional dos Centros de Pósgraduação em Economia [Brazilian Association of Graduate Programs in Economics]* 7(2), 249-278. [Primary reference]

Ruiz-Arranz, M., Davis, B., Stampini, M., Winters, P., & Handa, S. (2002). More calories or more diversity? An econometric evaluation of the impact of the PROGRESA and PROCAMPO transfer programmes on food security in rural Mexico *European Space Agency Working Paper No.02-09*. Rome, Italy: Agricultural and Development Economics Division, The Food and Agriculture Organization of the United Nations.

Rundle 2008

Rundle, A., Field, S., Park, Y., Freeman, L., Weiss, C. C., & Neckerman, K. (2008). Personal and neighborhood socioeconomic status and indices of neighborhood walk-ability predict body mass index in New York City. *Social Science & Medicine*, 67(12), 1951-1958.

Rush 1988

Rush, D., Sloan, N. L., Leighton, J., Alvir, J. M., Horvitz, D. G., Seaver, W. B., . . . Holt, M. (1988). The National WIC Evaluation: Evaluation of the Special Supplemental Food Program for women, infants, and children. V. Longitudinal study of pregnant women. *The American Journal of Clinical Nutrition*, 48(Suppl.2), 439-483.

Sabanayagam 2009

Sabanayagam, C., Shankar, A., Saw, S. M., Tai, E. S., & Wong, T. Y. (2009). The association between socioeconomic status and overweight/obesity in a Malay population in Singapore. *Asia-Pacific Journal of Public Health*, 21(4), 487-496.

Sabanayagam 2007

Sabanayagam, C., Shankar, A., Wong, T. Y., Saw, S. M., & Foster, P. J. (2007). Socioeconomic status and overweight/obesity in an adult Chinese population in Singapore. *Journal of epidemiology / Japan Epidemiological Association*, 17(5), 161-168.

Sabri 2005

Sabri, S., Bener, A., Eapen, V., Azhar, A. A., Abdishakure, A., & Singh, J. (2005). Correlation between hypertension and income distribution among United Arab Emirates population. *Medical Journal of Malaysia*, 60(4), 416-425.

Sabri 2004

Sabri, S., Bener, A., Eapen, V., Abu Zeid, M. S. O., Al-Mazrouei, A. M., & Singh, J. (2004). Some risk factors for hypertension in the United Arab Emirates. *Eastern Mediterranean Health Journal*, 10(4-5), 610-619.

Sabzghabae 2010

Sabzghabae, A. M., Mirmoghtadaee, P., & Mohammadi, M. (2010). Fruit and vegetable

consumption among community dwelling elderly in an Iranian population. *International Journal of Preventive Medicine*, 1(2), 98-102.

Sacks 2011

Sacks, G., Veerman, J. L., Moodie, M., & Swinburn, B. (2011). 'Traffic-light' nutrition labelling and 'junk-food' tax: A modelled comparison of cost-effectiveness for obesity prevention. *International Journal of Obesity*, 35(7), 1001-1009. [Primary reference]

Sacks, G., Veerman, J. L., Moodie, M., & Swinburn, B. (2010). 'Traffic-light' nutrition labelling and 'junk-food' tax: A modelled comparison of cost-effectiveness. *Obesity Reviews*, 11, 63-64.

Sacks, G. (2010). *Nutrient profiling interventions targeting obesity prevention: Role and potential impact*. Doctor of Philosophy Doctoral dissertation, Deakin University, Melbourne, Australia.

Sahn 1988

Sahn, D. E. (1988). The effect of price and income changes on food-energy intake in Sri Lanka. *Economic Development and Cultural Change*, 36(2), 315-340.

Sakamoto 2001

Sakamoto, N., Wansorn, S., Tontisirin, K., & Marui, E. (2001). A social epidemiologic study of obesity among preschool children in Thailand. *International Journal of Obesity & Related Metabolic Disorders: Journal of the International Association for the Study of Obesity*, 25(3), 389-394.

Sallis 2009a

Sallis, J. F., Saelens, B. E., Frank, L. D., Conway, T. L., Slymen, D. J., Cain, K. L., . . . Kerr, J. (2009). Neighborhood built environment and income: Examining multiple health outcomes. *Social Science & Medicine*, 68(7), 1285-1293.

Salois 2011

Salois, M., & Blacombe, K. (2011). Do food stamps cause obesity? A generalised Bayesian instrumental variable approach in the presence of heteroscedasticity *Munic Personal RePEc Paper No.28745*. Munich, Germany: Munich Personal RePEc Archive.

Salonen 2009

Salonen, M. K., Kajantie, E., Osmond, C., Forsen, T., Ylihrsil, H., Paile-Hyvriinen, M., . . . Eriksson, J. G. (2009). Role of socioeconomic indicators on development of obesity from a life course perspective. *Journal of Environmental and Public Health*, 2009(625168).

Salsberry 2007

Salsberry, P. J., Corwin, E., & Reagan, P. B. (2007). A complex web of risks for Metabolic Syndrome: Race/ethnicity, economics, and gender. *American Journal of Preventive Medicine*, 33(2), 114-120.

Samuel-Hodge 2010

Samuel-Hodge, C. D., Gizlice, Z., Cai, J., Brantley, P. J., Ard, J. D., & Svetkey, L. P. (2010). Family functioning and weight loss in a sample of African Americans and whites. *Annals of Behavioral Medicine*, 40(3), 294-301.

Sanchez-Vaznaugh 2009

Sanchez-Vaznaugh, E. V., Kawachi, I., Subramanian, S. V., Sanchez Brisa, N., & Acevedo-

Garcia, D. (2009). Do socioeconomic gradients in body mass index vary by race/ethnicity, gender, and birthplace? *American Journal of Epidemiology*, 169(9), 1102-1112.

Sarlio-Lahteenkorva 2006

Sarlio-Lahteenkorva, S., Silventoinen, K., Lahti-Koski, M., Laatikainen, T., & Jousilahti, P. (2006). Socio-economic status and abdominal obesity among Finnish adults from 1992 to 2002. *International Journal of Obesity*, 30(11), 1653-1660.

Sarno 2009

Sarno, F., Claro, R. M., Levy, R. B., Bandoni, D. H., Ferreira, S. R., & Monteiro, C. A. (2009). Estimativa de consumo de sodio pela populacao brasileira, 2002-2003 [Estimated sodium intake by the Brazilian population, 2002-2003]. *Revista de Saude Publica*, 43(2), 219-225.

Satheannoppakao 2009

Satheannoppakao, W., Aekplakorn, W., & Pradipasen, M. (2009). Fruit and vegetable consumption and its recommended intake associated with sociodemographic factors: Thailand National Health Examination Survey III. *Public Health Nutrition*, 12(11), 2192-2198.

Sausenthaler 2007

Sausenthaler, S., Kompauer, I., Mielck, A., Borte, M., Herbarth, O., Schaaf, B., . . . Heinrich, J. (2007). Impact of parental education and income inequality on children's food intake. *Public Health Nutrition*, 10(1), 24-33.

Savio 2008

Savio, K. E., Oliveira, da Costa, T. H. M., Schmitz, B. d. A. S., & da Silva, E. F. (2008). Sex, income and level of education associated with physical activity level among workers. *Revista de Saude Publica*, 42(3), 457-463.

Scearce 1979

Scearce, W. K., & Jensen, R. B. (1979). Food Stamp Program effects on availability of food nutrients for low income families in the southern region of the United States. *Southern Journal of Agricultural Economics*, 11(2), 113-120.

Schanzenbach 2005

Schanzenbach, D. (2005). Do school lunches contribute to childhood obesity? *Harris School Working Paper Series 05.13*. Chicago, IL: Harris School of Public Policy, University of Chicago.

Schindler 1992

Schindler, R. M. (1992). A coupon is more than a low price: Evidence from a shopping-simulation study. *Psychology & Marketing*, 9(6), 431-451.

Schmeer 2010

Schmeer, K. K. (2010). Household income during childhood and young adult weight status: Evidence from a nutrition transition setting. *Journal of Health and Social Behavior*, 51(1), 79-91.

Schmeiser 2012

Schmeiser, M. D. (2012). The impact of long-term participation in the supplemental nutrition assistance program on child obesity. *Health Economics*, 21(4), 386-404.

Schmeiser 2009

Schmeiser, M. D. (2009). Expanding wallets and waistlines: The impact of family income on

the BMI of women and men eligible for the Earned Income Tax Credit. *Health Economics*, 18(11), 1277-1294.

Schnoor 2006

Schnoor, H., & Muller, M. (2006). Food without thought: How U.S. Farm Policy contributes to obesity *Institute for Agriculture and Trade Policy, Environment and Agriculture Program* (pp. 14). Minneapolis, MN: Institute for Agriculture and Trade Policy.

Schoenborn 2002

Schoenborn, C. A., Adams, P. F., & Barnes, P. M. (2002). Body weight status of adults: United States, 1997-98. *Advance Data*(330), 1-15.

Schroeter 2008

Schroeter, C., Lusk, J., & Tyner, W. (2008). Determining the impact of food price and income changes on body weight. *Journal of Health Economics*, 27(1), 45-68.

Sear 1982

Sear, A. M., Weinrich, M., Hersh, J. E., & Lam, J. J. (1982). The relationship between income, education and hypertension. *Journal of Biosocial Science*, 14(2), 213-221.

Seeman 2008

Seeman, T., Merkin, S. S., Crimmins, E., Koretz, B., Charette, S., & Karlamangla, A. (2008). Education, income and ethnic differences in cumulative biological risk profiles in a national sample of US adults: NHANES III (1988-1994). *Social Science & Medicine*, 66(1), 72-87.

Seo 2007

Seo, D.-C., & Torabi, M. (2007). Differences in vigorous and moderate physical activity by gender, race/ethnicity, age, education, and income among U.S. Adults. *American Journal of Health Education*, 38(3), 122-128.

Seubsman 2010

Seubsman, S.-a., Lim, L. L. Y., Banwell, C., Sripaiboonkit, N., Kelly, M., Bain, C., & Sleight, A. C. (2010). Socioeconomic status, sex, and obesity in a large national cohort of 15-87-year-old open university students in Thailand. *Journal of Epidemiology*, 20(1), 13-20.

Seymour 2004b

Seymour, J. D., Yaroch, A. L., Serdula, M., Blanck, H. M., & Khan, L. K. (2004). Impact of nutrition environmental interventions on point-of-purchase behavior in adults: A review. *Preventive Medicine*, 39(Suppl.2), s108-s136.

Shankar 2010

Shankar, B. (2010). Socio-economic drivers of overnutrition in China. *Journal of Human Nutrition & Dietetics*, 23(5), 471-479.

Shapo 2003

Shapo, L., Pomerleau, J., McKee, M., Coker, R., & Ylli, A. (2003). Body weight patterns in a country in transition: A population-based survey in Tirana City, Albania. *Public Health Nutrition*, 6(5), 471-477. [Primary reference]

Shapo, L., Pomerleau, J., & McKee, M. (2004). Physical inactivity in a country in transition: A population-based survey in Tirana City, Albania. *Scandinavian Journal of Public Health*, 32(1), 60-67.

Sharkey 2011

Sharkey, J. R., Johnson, C. M., Dean, W. R., & Horel, S. A. (2011). Association between proximity to and coverage of traditional fast-food restaurants and nontraditional fast-food outlets and fast-food consumption among rural adults. *International Journal of Health Geographics*, 10(37).

Sharpe 2003

Sharpe, D. L., Huston, S. J., & Finke, M. S. (2003). Factors affecting nutritional adequacy among single elderly women. *Family Economics and Nutrition Review*, 15(1), 74-82.

Shimokawa 2008

Shimokawa, S., Chang, H.-H., & Pinstrip-Andersen, P. (2008). Understanding the differences in obesity among working adults between Taiwan and China. *Asia Pacific Journal of Clinical Nutrition*, 18(1), 88-95.

Shrewsbury 2008

Shrewsbury, V., & Wardle, J. (2008). Socioeconomic status and adiposity in childhood: A systematic review of cross-sectional studies 1990-2005. *Obesity*, 16(2), 275-284.

Sichieri 1994

Sichieri, R., Coitinho, D. C., Leão, M. M., Recine, E., & Everhart, J. E. (1994). High temporal, geographic, and income variation in body mass index among adults in Brazil. *American Journal of Public Health*, 84(5), 793-798.

Sidney 1996

Sidney, S., Sternfeld, B., Haskell, W. L., Jacobs, D. R. J., Chesney, M. A., & Hulley, S. B. (1996). Television viewing and cardiovascular risk factors in young adults: The CARDIA study. *Annals of Epidemiology*, 6(2), 154-159.

Siega-Riz 2004

Siega-Riz, A. M., Kranz, S., Blanchette, D., Haines, P. S., Guilkey, D. K., & Popkin, B. M. (2004). The effect of participation in the WIC program on preschoolers' diets. *Journal of Pediatrics*, 144(2), 229-234.

Siegel 1995

Siegel, P. Z., Brackbill, R. M., & Heath, G. W. (1995). The epidemiology of walking for exercise: Implications for promoting activity among sedentary groups. *American Journal of Public Health*, 85(5), 706-710.

Simon 1993

Simon, J. A., Schreiber, G. B., Crawford, P. B., Frederick, M. M., & Sabry, Z. I. (1993). Income and racial patterns of dietary vitamin C intake among black and white girls. *Public Health Reports*, 108(6), 760-764.

Simons-Morton 2000

Simons-Morton, D. G., Hogan, P., Dunn, A. L., Pruitt, L., King, A. C., Levine, B. D., & Miller, S. T. (2000). Characteristics of inactive primary care patients: Baseline data from the activity counseling trial. For the Activity Counseling Trial Research Group. *Preventive Medicine*, 31(5), 513-521.

Singh 2011

Singh, G. K., Siahpush, M., Hiatt, R. A., & Timsina, L. R. (2011). Dramatic increases in obesity

and overweight prevalence and body mass index among ethnic-immigrant and social class groups in the United States, 1976-2008. *Journal of Community Health*, 36(1), 94-110.

Singh 2010

Singh, G. K., Siahpush, M., & Kogan, M. D. (2010). Rising social inequalities in US Childhood obesity, 2003-2007. *Annals of Epidemiology*, 20(1), 40-52. [Primary reference]

Singh, G. K., Kogan, M. D., & van Dyck, P. C. (2008). A multilevel analysis of state and regional disparities in childhood and adolescent obesity in the United States. *Journal of Community Health: The Publication for Health Promotion and Disease Prevention*, 33(2), 90-102.

Sisson 2009

Sisson, S. B., Church, T. S., Martin, C. K., Tudor-Locke, C., Smith, S. R., Bouchard, C., . . . Katzmarzyk, P. T. (2009). Profiles of sedentary behavior in children and adolescents: The US National Health and Nutrition Examination Survey, 2001-2006. *International Journal of Pediatric Obesity*, 4(4), 353-359.

Siu 2010

Siu, J., Giskes, K., & Turrell, G. (2010). Socioeconomic differences in weight-control behaviors among a population-representative group of mid-aged adults. *Public Health Nutrition*, 14(10), 1768-1778.

Skoufias 2009

Skoufias, E., Di Maro, V., Gonzalez-Cossio, T., & Rodriguez, S. R. (2009). Nutrient consumption and household income in rural Mexico. *Agricultural Economics*, 40(6), 657-675.

Smed 2007

Smed, S., Jensen, J. D., & Denver, S. (2007). Socio-economic characteristics and the effect of taxation as a health policy instrument. *Food Policy*, 32, 624-639. [Primary reference]

Smed, S., Jensen, J. D., & Denver, S. (2005). *Differentiated food taxes as a tool in health and nutrition policy*. Paper presented at the XIth Congress of the European Association of Agricultural Economists 'The Future of Rural Europe in a Global Agri-Food System.', Copenhagen, Denmark.

Smeets 2007

Smeets, P. (2007). Following tobacco and alcoholics, it is time to tax fat *Unpublished report*. Maastricht: Maastricht University, Netherlands.

Smith 2010

Smith, T. A., Lin, B. H., & Lee, J. Y. (2010). Taxing caloric sweetened beverages: Potential effects on beverage consumption, calorie intake, and obesity *Economic Research Report No. 100*. Alexandria, VA: US Department of Agriculture, Economic Research Service.

Smith 2007

Smith, K. V., & Goldman, N. (2007). Socioeconomic differences in health among older adults in Mexico. *Social Science & Medicine*, 65(7), 1372-1385.

Smith 1992

Smith, A. M., & Baghurst, K. I. (1992). Public health implications of dietary differences between social status and occupational category groups. *Journal of Epidemiology and Community Health*, 46(4), 409-416.

Spence 2010

Spence, J., Holt, N., Dutove, J., & Carson, V. (2010). Uptake and effectiveness of the Children's Fitness Tax Credit in Canada: The rich get richer. *BioMed Central Public Health*, 10, 356.

Spinney 2010

Spinney, J., & Millward, H. (2010). Time and money: A new look at poverty and the barriers to physical activity in Canada. *Social Indicators Research*, 99(2), 341-356.

St. John 2008

St. John, M., Durant, M., Campagna, P. D., Rehman, L. A., Thompson, A. M., Wadsworth, L. A., & Murphy, R. J. L. (2008). Overweight Nova Scotia children and youth: The roles of household income and adherence to Canada's Food Guide to Healthy Eating. *Canadian Journal of Public Health. Revue Canadienne de Sante Publique*, 99(4), 301-306.

Stamatakis 2009

Stamatakis, E., Hillsdon, M., Mishra, G., Hamer, M., & Marmot, M. (2009). Television viewing and other screen-based entertainment in relation to multiple socioeconomic status indicators and area deprivation: The Scottish Health Survey 2003. *Journal of Epidemiology and Community Health*, 63(9), 734-740.

Stamatakis 2005

Stamatakis, E., Primatesta, P., Chinn, S., Rona, R., & Falaschetti, E. (2005). Overweight and obesity trends from 1974 to 2003 in English children: What is the role of socioeconomic factors? *Archives of Disease in Childhood*, 90(10), 999-1004.

Staudigel 2011

Staudigel, M. (2011). How (much) do food prices contribute to obesity in Russia? *Economics and Human Biology*, 9(2), 133-147.

Steenhuis 2009

Steenhuis, I. H. M., Nooy, S. B. C., Moes, M. J. G., & Schuit, A. J. (2009). Financial barriers and pricing strategies related to participation in sports activities: The perceptions of people of low income. *Journal of Physical Activity and Health*, 6(6), 716-721.

Stelmach 2004

Stelmach, W., Kaczmarczyk-Chalas, K., Bielecki, W., Stelmach, I., & Drygas, W. (2004). How income and education contribute to risk factors for cardiovascular disease in the elderly in a former Communist country. *Public Health*, 118(6), 439-449.

Stewart 2008

Stewart, H., & Blisard, N. (2008). Who pays more for food? *Journal of Agricultural Economics*, 59(1), 150-168.

Stewart 2004

Stewart, H., & Yen, S. T. (2004). Changing household characteristics and the away-from-home food market: A censored equation system approach. *Food Policy*, 29(6), 643-658.

Steyn 2011

Steyn, N. P., Nel, J. H., Parker, W.-A., Ayah, R., & Mbithe, D. (2011). Dietary, social, and environmental determinants of obesity in Kenyan women. *Scandinavian Journal of Public Health*, 39(1), 88-97.

Stookey 2001

Stookey, J. D., Adair, L., Stevens, J., & Popkin, B. M. (2001). Patterns of long-term change in body composition are associated with diet, activity, income and urban residence among older adults in China. *Journal of Nutrition*, 131(9), s2433-s2440.

Stookey 2000

Stookey, J. D., Wang, Y., Ge, K., Lin, H., & Popkin, B. M. (2000). Measuring diet quality in China: The INFH-UNC-CH diet quality index. *European Journal of Clinical Nutrition*, 54(11), 811-821.

Storey 2003

Storey, M. L., Forshee, R. A., Waeber, A. R., & Sansalone, W. R. (2003). Demographic and lifestyle factors associated with body mass index among children and adolescents. *International Journal of Food Sciences & Nutrition*, 54(6), 491.

Story 2008

Story, M., Kaphingst, K. M., Robinson-O'Brien, R., & Glanz, K. (2008). Creating healthy food and eating environments: Policy and environmental approaches. *Annual Review of Public Health*, 29, 253-272.

Strauss 1999

Strauss, R. S., & Knight, J. (1999). Influence of the home environment on the development of obesity in children. *Pediatrics*, 103(6), e85.

Stunkard 2004

Stunkard, A. J., Berkowitz, R. I., Schoeller, D., Maislin, G., & Stallings, V. A. (2004). Predictors of body size in the first 2 y of life: A high-risk study of human obesity. *International Journal of Obesity & Related Metabolic Disorders: Journal of the International Association for the Study of Obesity*, 28(4), 503-513.

Sturm 2011

Sturm, R., & Datar, A. (2011). Regional price differences and food consumption frequency among elementary school children. *Public Health*, 125(3), 136-141.

Sturm 2010

Sturm, R., Powell, L. M., Chriqui, J. F., & Chaloupka, F. J. (2010). Soda taxes, soft drink consumption, and children's body mass index. *Health Affairs (Millwood)*, 29(5), 1052-1058.

Sturm 2005

Sturm, R., & Datar, A. (2005). Body mass index in elementary school children, metropolitan area food prices and food outlet density. *Public Health*, 119(12), 1059-1068. [Primary reference]

Sturm, R., & Datar, A. (2008). Food prices and weight gain during elementary school: 5-year update. *Public Health*, 122(11), 1140-1143.

Suchday 2005

Suchday, S., Krantz, D. S., & Gottdiener, J. S. (2005). Relationship of socioeconomic markers to daily life ischemia and blood pressure reactivity in coronary artery disease patients. *Annals of Behavioral Medicine*, 30(1), 74-84.

Sweet 2007

Sweet, E., McDade, T. W., Kiefe, C. I., & Liu, K. (2007). Relationships between skin color,

income, and blood pressure among African Americans in the CARDIA study. *American Journal of Public Health*, 97(12), 2253-2259.

Tefft 2008

Tefft, N. (2008). The effects of a soft drink tax on household expenditures *Working paper*. Lewiston, ME: Bates College.

Temple 2006

Temple, J. B. (2006). Household factors associated with older Australian's purchasing a varied diet: Results from household expenditure data. *Nutrition & Dietetics*, 63(1), 28-35.

Thiele 2004

Thiele, S., Mensink, G. B. M., & Beitz, R. (2004). Determinants of diet quality. *Public Health Nutrition*, 7(1), 29-37.

Thiele 2003

Thiele, S., & Weiss, C. (2003). Consumer demand for food diversity: Evidence for Germany. *Food Policy*, 28(2), 99-115.

Thompson 2009

Thompson, F. E., McNeel, T. S., Dowling, E. C., Midthune, D., Morrisette, M., & Zeruto, C. A. (2009). Interrelationships of added sugars intake, socioeconomic status, and race/ethnicity in adults in the United States: National Health Interview Survey, 2005. *Journal of the American Dietetic Association*, 109(8), 1376-1383.

Thow 2010

Thow, A. M., Jan, S., Leeder, S., & Swinburn, B. (2010). Efecto de la politica fiscal en la dieta, la obesidad y las enfermedades cronicas: Revision sistematica [The effect of fiscal policy on diet, obesity and chronic disease: A systematic review]. *Bulletin of the World Health Organization*, 88(8), 609-614.

Tiffin 2011

Tiffin, R., & Arnoult, M. (2011). The public health impacts of a Fat Tax. *European Journal of Clinical Nutrition*, 65(4), 427-433.

Tiffin 2010

Tiffin, R., & Arnoult, M. (2010). The demand for a healthy diet: Estimating the almost ideal demand system with infrequency of purchase. *European Review of Agricultural Economics*, 37(4), 501-521.

Tiffin 1999

Tiffin, A., & Tiffin, R. (1999). Estimates of food demand elasticities for Great Britain: 1972-1994. *Journal of Agricultural Economics*, 50(1), 140-147.

Todd 2010

Todd, J. E., & Zhen, C. (2010). Can taxes on calorically sweetened beverages reduce obesity? *Choices*, 25(3).

Tomey 2005

Tomey, K. M., Chen, D. M., Wang, X., & Braunschweig, C. L. (2005). Dietary intake and nutritional status of urban community-dwelling men with paraplegia. *Archives of Physical Medicine & Rehabilitation*, 86(4), 664-671.

TfL 2008

Transport for London. (2008). Central London congestion charging: Impacts monitoring. Sixth Annual Report, July 2008 *TfL Congestion Charging*. London: Transport for London. [Primary reference]

Transport for London. (2007). Central London congestion charging: Impacts monitoring. Fifth Annual Report, July, 2007 *TfL Congestion Charging*. London: Transport for London.

Transport for London. (2007). Central London Congestion Charging Scheme: Ex-post evaluation of the quantified impacts of the original scheme. In R. Evans (Ed.), *TfL Congestion Charging*. London: Transport for London.

Transport for London. (2006). Central London congestion charging: Impacts monitoring. Fourth Annual Report, June 2006 *TfL Congestion Charging*. London: Transport for London.

Santos, G., & Shaffer, B. (2004). Preliminary results of the London Congestion Charging Scheme. *Public Works Management Policy*, 9, 164-181.

Trinh 2008

Trinh, O. T. H., Nguyen, N. D., Dibley, M. J., Phongsavan, P., & Bauman, A. E. (2008). The prevalence and correlates of physical inactivity among adults in Ho Chi Minh City. *BioMed Central Public Health*, 8(204).

Trost 2002

Trost, S. G., Owen, N., Bauman, A. E., Sallis, J. F., & Brown, W. (2002). Correlates of adults' participation in physical activity: Review and update. *Medicine and Science in Sports and Exercise*, 34(12), 1996-2001.

Truong 2005

Truong, K. D., & Sturm, R. (2005). Weight gain trends across sociodemographic groups in the United States. *American Journal of Public Health*, 95(9), 1602-1606.

Tucker 1995

Tucker, K., Spiro, I. A., & Weiss, S. T. (1995). Variation in food and nutrient intakes among older men: Age, and other socio-demographic factors. *Nutrition Research*, 15(2), 161-176.

Tucker-Seeley 2009

Tucker-Seeley, R. D., Subramanian, S. V., Li, Y., & Sorensen, G. (2009). Neighborhood safety, socioeconomic status, and physical activity in older adults. *American Journal of Preventive Medicine*, 37(3), 207-213.

Turan 2007

Turan, S., Bereket, A., Furman, A., Omar, A., Berber, M., Ozen, A., . . . Haklar, G. (2007). The effect of economic status on height, insulin-like growth factor (IGF)-I and IGF binding protein-3 concentrations in healthy Turkish children. *European Journal of Clinical Nutrition*, 61(6), 752-758.

Turrell 2009

Turrell, G., Bentley, R., Thomas, L. R., Jolley, D., Subramanian, S., & Kavanagh, A. M. (2009). A multilevel study of area socio-economic status and food purchasing behaviour. *Public Health Nutrition*, 12(11), 2074-2083.

Turrell 2003

Turrell, G., Hewitt, B., Patterson, C., & Oldenburg, B. (2003). Measuring socio-economic position in dietary research: Is choice of socio-economic indicator important? *Public Health Nutrition*, 6(2), 191-200. [Primary reference]

Turrell, G., & Kavanagh, A. M. (2006). Socio-economic pathways to diet: Modelling the association between socio-economic position and food purchasing behaviour. *Public Health Nutrition*, 9(3), 375-383.

Turrell 1996

Turrell, G. (1996). Structural, material and economic influences on the food-purchasing choices of socioeconomic groups. *Australian and New Zealand Journal of Public Health*, 20(6), 611-617.

Tzormpatzakis 2007

Tzormpatzakis, N., & Sleaf, M. (2007). Participation in physical activity and exercise in Greece: A systematic literature review. *International Journal of Public Health*, 52(6), 360-371.

van Lenthe 2000

van Lenthe, F. J., Droomers, M., Schrijvers, C. T., & Mackenbach, J. P. (2000). Socio-demographic variables and 6 year change in body mass index: Longitudinal results from the GLOBE study. *International Journal of Obesity & Related Metabolic Disorders: Journal of the International Association for the Study of Obesity*, 24(8), 1077-1084.

van Rossem 2010

van Rossem, L., Silva, L. M., Hokken-Koelega, A., Arends, L. R., Moll, H. A., Jaddoe, V. W. V., . . . Raat, H. (2010). Socioeconomic status is not inversely associated with overweight in preschool children. *Journal of Pediatrics*, 157(6), 929-935.e921.

Vandegrift 2004

Vandegrift, D., & Yoked, T. (2004). Obesity rates, income, and suburban sprawl: An analysis of US states. *Health and Place*, 10(3), 221-229.

Variyam 2002

Variyam, J. N., Blaylock, J., & Smallwood, D. (2002). Characterizing the distribution of macronutrient intake among U.S. Adults: A quantile regression approach. *American Journal of Agricultural Economics*, 84(2), 454-466.

Vatanparast 2010

Vatanparast, H., Adolphe, J. L., & Whiting, S. J. (2010). Socio-economic status and vitamin/mineral supplement use in Canada. *Health Reports*, 21(4), 19-25.

Ver Ploeg 2009

Ver Ploeg, M. (2009). WIC and the battle against childhood overweight *Economic Brief No. 13* (pp. 4). Washington, DC: US Department of Agriculture.

Ver Ploeg 2008

Ver Ploeg, M., & Ralston, K. (2008). Food stamps and obesity: What do we know? *Economic Information Bulletin No.34*. Alexandria, VA: US Department of Agriculture, Economic Research Service.

Ver Ploeg 2007

Ver Ploeg, M., Mancino, L., & Biing-Hwan, L. (2007). Food and Nutrition Assistance

Programs and Obesity: 1976-2002 *Economic Research Report No.48*. Washington, DC: US Department of Agriculture.

Vermeersch 1984

Vermeersch, J., Hanes, S., & Gale, S. (1984). The national evaluation of school nutrition programs: Program impact on anthropometric measures. *American Journal of Clinical Nutrition*, 40(Suppl.2), 414-424.

Veugeliersn 2005

Veugeliersn, P. J., & Fitzgerald, A. L. (2005). Prevalence of and risk factors for childhood overweight and obesity. *Canadian Medical Association Journal*, 173(6), 607-613.

Viebig 2009

Viebig, R. F., Pastor-Valero, M., Scazufca, M., & Menezes, P. R. (2009). Consumo de frutas y hortalizas por ancianos de baja renta en la ciudad de São Paulo, Sureste de Brasil [Fruit and vegetable intake among low income elderly in the city of Sao Paulo, Southeastern Brazil]. *Revista de Saude Publica*, 43(5), 806-813.

Vieweg 2007

Vieweg, V. R., Johnston, C. H., Lanier, J. O., Fernandez, A., & Pandurangi, A. K. (2007). Correlation between high risk obesity groups and low socioeconomic status in school children. *Southern Medical Journal*, 100(1), 8-13.

Villa-Caballero 2006

Villa-Caballero, L., Caballero-Solano, V., Chavarria-Gamboa, M., Linares-Lomeli, P., Torres-Valencia, E., Medina-Santillan, R., & Palinkas, L. A. (2006). Obesity and socioeconomic status in children of Tijuana. *American Journal of Preventive Medicine*, 30(3), 197-203.

Viner 2005

Viner, R. M., & Cole, T. J. (2005). Adult socioeconomic, educational, social, and psychological outcomes of childhood obesity: A National Birth Cohort study. *British Medical Journal*, 330(7504), 1354-1357.

von Laer Tschudin 2009

von Laer Tschudin, L., Chattopadhyay, C., Pandit, S., Schramm-Garaj, K., Seth, U., Debnath, P. K., & Keller, U. (2009). Risk factors for under- and overweight in school children of a low income area in Kolkata, India. *Clinical Nutrition*, 28(5), 538-542.

von Tigerstrom 2011

von Tigerstrom, B., Larre, T., & Sauder, J. (2011). Using the tax system to promote physical activity: Critical analysis of Canadian initiatives. *American Journal of Public Health*, 101(8), e10-e16.

Wamala 1997

Wamala, S. P., Wolk, A., Schenck-Gustafsson, K., & Orth-Gomer, K. (1997). Lipid profile and socioeconomic status in healthy middle aged women in Sweden. *Journal of Epidemiology & Community Health*, 51(4), 400-407.

Wang 2011

Wang, S., Xu, L., Jonas, J. B., You, Q. S., Wang, Y. X., & Yang, H. (2011). Prevalence and associated factors of dyslipidemia in the adult Chinese population. *PLoS ONE*, 6(2), e17326.

Wang 2010

Wang, Y. C. (2010). The potential impact of sugar-sweetened beverage taxes in New York state A Report to the NYC Department of Health & Mental Hygiene. New York, NY: Mailman School of Public Health, Columbia University.

Wang 2009

Wang, Y., Li, J., & Caballero, B. (2009). Resemblance in dietary intakes between urban low-income African-American adolescents and their mothers: The healthy eating and active lifestyles from school to home for kids study. *Journal of the American Dietetic Association*, 109(1), 52-63.

Wang 2008

Wang, Z., Zhai, F., Du, S., & Popkin, B. (2008). Dynamic shifts in Chinese eating behaviors. *Asia Pacific Journal of Clinical Nutrition*, 17(1), 123-130.

Wang 2006

Wang, Y., & Zhang, Q. (2006). Are American children and adolescents of low socioeconomic status at increased risk of obesity? Changes in the association between overweight and family income between 1971 and 2002. *American Journal of Clinical Nutrition*, 84(4), 707-716.

Wang 2002a

Wang, Y., Bentley, M. E., Zhai, F., & Popkin, B. M. (2002). Tracking of dietary intake patterns of Chinese from childhood to adolescence over a six-year follow-up period. *Journal of Nutrition*, 132(3), 430-438.

Wang 2002b

Wang, Z., Patterson, C. M., & Hills, A. P. (2002). Association between overweight or obesity and household income and parental body mass index in Australian youth: Analysis of the Australian National Nutrition Survey, 1995. *Asia Pacific Journal of Clinical Nutrition*, 11(3), 200-205.

Washburn 1997

Washburn, R., & Hedrick, B. N. (1997). Descriptive epidemiology of physical activity in university graduates with locomotor disabilities. *International Journal of Rehabilitation Research*, 20(3), 275-287.

Washburn 1992

Washburn, R. A., Kline, G., Lackland, D. T., & Wheeler, F. C. (1992). Leisure time physical activity: Are there black/white differences? *Preventive Medicine*, 21(1), 127-135.

Waterlander 2010a

Waterlander, W. E., de Mul, A., Schuit, A. J., Seidell, J. C., & Steenhuis, I. H. M. (2010). Perceptions on the use of pricing strategies to stimulate healthy eating among residents of deprived neighbourhoods: A focus group study. *International Journal of Behavioral Nutrition and Physical Activity* 7(44). [Primary reference]

Waterlander, W. E., Steenhuis, I. H. M., de Vet, E., Schuit, A. J., & Seidell, J. C. (2010). Expert views on most suitable monetary incentives on food to stimulate healthy eating. *The European Journal of Public Health*, 20(3), 325-331.

Waterlander 2010b

Waterlander, W. E., de Haas, W. E., van Amstel, I., Schuit, A. J., Twisk, J. W., Visser, M., . . . Steenhuis, I. H. M. (2010). Energy density, energy costs and income – how are they related? *Public Health Nutrition*, 13(10), 1599-1608.

Webb 2008

Webb, A. L., Schiff, A., Currivan, D., & Villamor, E. (2008). Food Stamp Program participation but not food insecurity is associated with higher adult BMI in Massachusetts residents living in low-income neighbourhoods. *Public Health Nutrition*, 11(12), 1248-1255.

Wendt 2010

Wendt, M., & Todd, J. (2010). *Do low prices for sugar-sweetened beverages increase children's weights? (Poster)*. Paper presented at the Agricultural & Applied Economics Association 2010 AAEA, CAES, & WAEA Joint Annual Meeting, Denver, Colorado.

Wendt 2009

Wendt, M. H. D. (2009). *Economic, environmental, and endowment effects on childhood obesity and school performance*. Doctor of Philosophy Doctoral dissertation, University of Minnesota, Minneapolis, MN, United States.

Whitaker 1994

Whitaker, R. C., Wright, J. A., Koepsell, T. D., Finch, A. J., & Psaty, B. M. (1994). Characteristics of children selecting low-fat foods in an elementary school lunch program. *Archives of Pediatrics and Adolescent Medicine*, 148(10), 1085-1091.

Whitfield 1982

Whitfield, R. A. (1982). A nutritional analysis of the Food Stamp Program. *American Journal of Public Health*, 72(8), 793-799.

Whitt-Glover 2007

Whitt-Glover, M. C., Taylor, W. C., Heath, G. W., & Macera, C. A. (2007). Self-reported physical activity among Blacks: Estimates from national surveys. *American Journal of Preventive Medicine*, 33(5), 412-417.

Wilde 2000

Wilde, P. E., & Ranney, C. K. (2000). The monthly food stamp cycle: Shopping frequency and food intake decisions in an endogenous switching regression framework. *American Journal of Agricultural Economics*, 82(1), 200-213.

Wilde 1999

Wilde, P. E., McNamara, P. E., & Ranney, C. K. (1999). The effect of income and food programs on dietary quality: A seemingly unrelated regression analysis with error components. *American Journal of Agricultural Economics*, 81(4), 959-971. [Primary reference]

Wilde, P. E., McNamara, P. E., & Ranney, C. K. (2000). The effect on dietary quality of participation in the Food Stamp and WIC Programs *Food Assistance and Nutrition Research Report Number No.9*. Washington, DC: US Department of Agriculture, Economic Research Service, Food and Rural Economics Division.

Willms 2003

Willms, J. D., Tremblay, M. S., & Katzmarzyk, P. T. (2003). Geographic and demographic

variation in the prevalence of overweight Canadian children. *Obesity Research*, 11(5), 668-673.

Wilson 2000

Wilson, D. K., Kliwer, W., Plybon, L., & Sica, D. A. (2000). Socioeconomic status and blood pressure reactivity in healthy black adolescents. *Hypertension*, 35(1 Pt.2), 496-500.

Wilson 1993

Wilson, T. W., Kaplan, G. A., Kauhanen, J., Cohen, R. D., Wu, M., Salonen, R., & Salonen, J. T. (1993). Association between plasma fibrinogen concentration and five socioeconomic indices in the Kuopio Ischemic Heart Disease Risk Factor Study. *American Journal of Epidemiology*, 137(3), 292-300.

Winkleby 1992

Winkleby, M. A., Jatulis, D. E., Frank, E., & Fortmann, S. P. (1992). Socioeconomic status and health: How education, income, and occupation contribute to risk factors for cardiovascular disease. *American Journal of Public Health*, 82(6), 816-820.

Winters 2007

Winters, M., Friesen, M. C., Koehoorn, M., & Teschke, K. (2007). Utilitarian bicycling: A multilevel analysis of climate and personal influences. *American Journal of Preventive Medicine*, 32(1), 52-58.

Wolfe 1997

Wolfe, W. S., Sobal, J., Olson, C. M., Frongillo, E. A. J., & Williamson, D. F. (1997). Parity-associated weight gain and its modification by sociodemographic and behavioral factors: A prospective analysis in US women. *International Journal of Obesity & Related Metabolic Disorders: Journal of the International Association for the Study of Obesity*, 21(9), 802-810.

Wolfe 1983

Wolfe, B. L., & Behrman, J. R. (1983). Is income overrated in determining adequate nutrition? *Economic Development and Cultural Change*, 31(3), 525-549.

Wolin 2008

Wolin, K. Y., Bennett, G. G., McNeill, L. H., Sorensen, G., & Emmons, K. M. (2008). Low discretionary time as a barrier to physical activity and intervention uptake. *American Journal of Health Behavior*, 32(6), 563-569.

Wong 2002

Wong, J., & Wong, S. (2002). Trends in lifestyle cardiovascular risk factors in women: Analysis from the Canadian National Population Health Survey. *International Journal of Nursing Studies*, 39(2), 229-242.

Worsley 2003

Worsley, A., Blasche, R., Ball, K., & Crawford, D. (2003). Income differences in food consumption in the 1995 Australian National Nutrition Survey. *European Journal of Clinical Nutrition*, 57(10), 1198-1211.

Xie 2003

Xie, B., Gilliland, F. D., Li, Y.-F., & Rockett, H. R. (2003). Effects of ethnicity, family income, and education on dietary intake among adolescents. *Preventive Medicine: An International Journal Devoted to Practice and Theory*, 36(1), 30-40.

Xu 2005

Xu, F., Yin, X.-M., Zhang, M., Leslie, E., Ware, R., & Owen, N. (2005). Family average income and body mass index above the healthy weight range among urban and rural residents in regional Mainland China. *Public Health Nutrition*, 8(1), 47-51.

Yang 2010

Yang, C.-C., & Chiou, W.-B. (2010). Substitution of healthy for unhealthy beverages among college students: A health-concerns and behavioral-economics perspective. *Appetite*, 54(3), 512-516.

Yarnoff 2010

Yarnoff, B. (2010). The effectiveness and efficiency of a soft drink tax for reducing calorie consumption *Working paper*. Chicago: University of Illinois at Chicago.

Yen 2010

Yen, S. T. (2010). The effects of SNAP and WIC programs on nutrient intakes of children. *Food Policy*, 35(6), 576-583.

Yen 2004

Yen, S. T., Lin, B. H., Smallwood, D. M., & Andrews, M. (2004). Demand for nonalcoholic beverages: The case of low-income households. *Agribusiness*, 20(3), 309-321.

Yen 2003

Yen, S. T., Lin, B.-H., & Smallwood, D. M. (2003). Quasi- and simulated-likelihood approaches to censored demand systems: Food consumption by food stamp recipients in the United States. *American Journal of Agricultural Economics*, 85(2), 458-478.

Yen 2002

Yen, S. T., & Lin, B.-H. (2002). Beverage consumption among US children and adolescents: Full-information and quasi maximum-likelihood estimation of a censored system. *European Review of Agricultural Economics*, 29(1), 85-103.

Yen 1992

Yen, S. T., & Chern, W. S. (1992). Flexible demand systems with serially correlated errors: Fat and oil consumption in the United States. *American Journal of Agricultural Economics*, 74(3), 689-697.

Yip 1993

Yip, R., Scanlon, K., & Trowbridge, F. (1993). Trends and patterns in height and weight status of low-income U.S. children. *Critical Reviews in Food Science and Nutrition*, 33(4-5), 409-421.

Yoon 2006

Yoon, Y. S., Oh, S. W., & Park, H. S. (2006). Socioeconomic status in relation to obesity and abdominal obesity in Korean adults: A focus on sex differences. *Obesity* 14(5), 909-919.

Yu 2000

Yu, Z., Nissinen, A., Vartiainen, E., Song, G., Guo, Z., Zheng, G., . . . Tian, H. (2000). Associations between socioeconomic status and cardiovascular risk factors in an urban population in China. *Bulletin of The World Health Organization*, 78(11), 1296-1305.

Yu 1997

Yu, S. M., Kogan, M. D., & Gergen, P. (1997). Vitamin-mineral supplement use among preschool children in the United States. *Pediatrics*, 100(5), E4.

Zagorsky 2009

Zagorsky, J. L., & Smith, P. K. (2009). Does the U.S. Food Stamp Program contribute to adult weight gain? *Economics & Human Biology*, 7(2), 246-258.

Zeithaml 1985

Zeithaml, V. A. (1985). The new demographics and market fragmentation. *Journal of Marketing*, 49(3), 64-75.

Zenk 2005

Zenk, S. N., Schulz, A. J., Hollis-Neely, T., Campbell, R. T., Holmes, N., Watkins, G., . . . Odoms-Young, A. (2005). Fruit and vegetable intake in African Americans: Income and store characteristics. *American Journal of Preventive Medicine*, 29(1), 1-9.

Zepeda 2009

Zepeda, L. (2009). Which little piggy goes to market? Characteristics of US farmers' market shoppers. *International Journal of Consumer Studies*, 33(3), 250-257.

Zhang 2004

Zhang, Q., & Wang, Y. (2004). Socioeconomic inequality of obesity in the United States: Do gender, age, and ethnicity matter? *Social Science & Medicine*, 58(6), 1171-1180.

Zick 2011

Zick, C. D., & Stevens, R. B. (2011). Time spent eating and its implications for Americans' energy balance. *Social Indicators Research*, 101(2), 267-273.

Zick 2009

Zick, C. D., Smith, K. R., Fan, J. X., Brown, B. B., Yamada, I., & Kowaleski-Jones, L. (2009). Running to the Store? The relationship between neighborhood environments and the risk of obesity. *Social Science & Medicine*, 69(10), 1493-1500.

Zimmermann 2010

Zimmermann-Sloutskis, D., Wanner, M., Zimmermann, E., & Martin, B. W. (2010). Physical activity levels and determinants of change in young adults: A longitudinal panel study. *International Journal of Behavioral Nutrition and Physical Activity*, 7(2).

Ziol-Guest 2009

Ziol-Guest, K. M., Duncan, G. J., & Kalil, A. (2009). Early childhood poverty and adult body mass index. *American Journal of Public Health*, 99(3), 527-532.

Borderline articles (Full-text screening: Category 2)

Adams, J., & White, M. (2009). Time perspective in socioeconomic inequalities in smoking and body mass index. *Health Psychology*, 28(1), 83-90.

Adams, R. H., & Cuecuecha, A. (2010). Remittances, household expenditure and investment in Guatemala. *World Development*, 38(11), 1626-1641.

- Adler, N., Singh-Manoux, A., Schwartz, J., Stewart, J., Matthews, K., & Marmot, M. G. (2008). Social status and health: A comparison of British civil servants in Whitehall-II with European- and African-Americans in CARDIA. *Social Science & Medicine*, 66(5), 1034-1045.
- Alviola, P. A. I. V., & Capps, O. (2010). Household demand analysis of organic and conventional fluid milk in the United States based on the 2004 Nielsen Homescan panel. *Agribusiness*, 26(3), 369-388.
- Amireault, S., Godin, G., Vohl, M. C., & Perusse, L. (2008). Moderators of the intention-behaviour and perceived behavioural control-behaviour relationships for leisure-time physical activity. *International Journal of Behavioral Nutrition and Physical Activity*, 5(7).
- Ampofo-Boateng, K., Yen, M., & Barnabas, V. (2003). The influence of demographic variables on factors that constrain recreational sport participation in Malaysia. *Annals of Leisure Research*, 6(4), 362-375.
- Angulo, A. M., & Gil, J. M. (2006). Incorporating nutrients into meat demand analysis using household budgets data. *Agricultural Economics*, 35(2), 131-144.
- Attanasio, O., & Lechene, V. (2010). Conditional cash transfers, women and the demand for food *Institute for Fiscal Studies, IFS Working Papers: W10/17*. London, UK: Institute for Fiscal Studies and University College London .
- Banks, E., Jorm, L., Rogers, K., Clements, M., & Bauman, A. (2011). Screen-time, obesity, ageing and disability: Findings from 91 266 participants in the 45 and Up Study. *Public Health Nutrition*, 14(1), 34-43.
- Barros, F. C., Victora, C. G., Scherpbier, R., & Gwatkin, D. (2010). Socioeconomic inequities in the health and nutrition of children in low/middle income countries. *Revista de Saude Publica*, 44(1), 1-16.
- Batten, S., Hirschman, J., & Thomas, D. (1990). Impact of the special supplemental food program on infants. *Journal of Pediatrics*, 117(2 Pt.2), s101-s109.
- Batty, G. D., & Leon, D. A. (2002). Socio-economic position and coronary heart disease risk factors in children and young people: Evidence from UK epidemiological studies. *European Journal of Public Health*, 12(4), 263-272.
- Bava, C. M., Jaeger, S. R., & Park, J. (2008). Constraints upon food provisioning practices in 'busy' women's lives: Trade-offs which demand convenience. *Appetite*, 50(2-3), 486-498.
- Behrman, J. R., & Wolfe, B. L. (1984). More evidence on nutrition demand: Income seems overrated and women's schooling underemphasized. *Journal of Development Economics*, 14(1-2), 105-128.
- Bertoni, A. G., Clark, J. M., Feeney, P., Yanovski, S. Z., Bantle, J., Montgomery, B., . . . Look Ahead Research Group. (2008). Suboptimal control of glycemia, blood pressure, and LDL

cholesterol in overweight adults with diabetes: The Look AHEAD Study. *Journal of Diabetes & its Complications*, 22(1), 1-9.

Bethell, C., Read, D., Goodman, E., Johnson, J., Besl, J., Cooper, J., & Simpson, L. A. (2009). Consistently inconsistent: A snapshot of across- and within-state disparities in the prevalence of childhood overweight and obesity. *Pediatrics*, 123 (Suppl.5), s277-s286.

Beydoun, M. A., & Wang, Y. (2008). How do socio-economic status, perceived economic barriers and nutritional benefits affect quality of dietary intake among US adults? *European Journal of Clinical Nutrition*, 62(3), 303-313.

Bhattacharya, J., & Sood, N. (2005). Health insurance and the obesity externality. *NBER Working Paper No. 11529*. Cambridge, MA: National Bureau of Economic Research.

Bittman, M. (2002). Social participation and family welfare: The money and time costs of leisure in Australia. *Social Policy and Administration*, 36(4), 408-425.

Boatwright, P., Dhar, S., & Rossi, P. E. (2004). The role of retail competition, demographics and account retail strategy as drivers of promotional sensitivity. *Quantitative Marketing and Economics*, 2(2), 169-190.

Cash, S. B., Sunding, D., & Ziberman, D. (2005). Fat taxes and thin subsidies: Prices, diet, and health outcomes. *Acta Agriculturae Scandinavica, Section C - Economy*, 2(3-4), 167-174.

Chung, C.-F., & Lopez, E. (1988). A regional analysis of food consumption in Spain. *Economics Letters*, 26(3), 209-213.

Dekimpe, M. G., Hanssens, D. M., & Silva-Risso, J. M. (1999). Long-run effects of price promotions in scanner markets. *Journal of Econometrics*, 89(1-2), 269-291.

del Ninno, C., & Dorosh, P. A. (2003). Impacts of in-kind transfers on household food consumption: Evidence from targeted food programmes in Bangladesh. *Journal of Development Studies*, 40(1), 48-78.

Dhehibi, B., & Laajimi, A. (2004). How economic factors influence the nutrient content of diets: An application of animal products demand system in Tunisia. *Agricultural Economics Review*, 5(2), 67-79.

Dhehibi, B., & Laajimi, A. (2009). Effects of food prices and consumer income on nutrient availability: An application of the demand for dairy products in Tunisia. *Economia Agraria y Recursos Naturales*, 9(1), 25-36.

Doljanin, K., & Olaris, K. (2004). Subsidised cafe meals program: More than "just a cheap meal". *Australian Journal of Primary Health*, 10(3), 54-60.

Fabiosa, J. F. (2006). Westernization of the Asian diet: The case of rising wheat consumption in Indonesia *Working Paper 06-WP 422*. Ames, IA: Center for Agricultural and Rural Development, Iowa State University.

- Gandal, N., & Shabelansky, A. (2009). Obesity and price sensitivity at the supermarket *CEPR Discussion Papers No.7443*. London, UK: Centre for Economic Policy Research.
- Gulliford, M. C., Mahabir, D., & Rocke, B. (2003). Food insecurity, food choices, and body mass index in adults: Nutrition transition in Trinidad and Tobago. *International Journal of Epidemiology*, 32(4), 508-516.
- Ikeda, S., Kang, M.-I., & Ohtake, F. (2010). Hyperbolic discounting, the Sign Effect, and the body mass index. *Journal of Health Economics*, 29(2), 268-284.
- Just, D. R., & Wansink, B. (2011). The flat-rate pricing paradox: Conflicting effects of 'all-you-can-eat' buffet pricing. *Review of Economics and Statistics*, 93(1), 193-200.
- Kim, S., Symons, M., & Popkin, B. M. (2004). Contrasting socioeconomic profiles related to healthier lifestyles in China and the United States. *American Journal of Epidemiology*, 159(2), 184-191.
- Kirkpatrick, S. I., & Tarasuk, V. (2010). Assessing the relevance of neighbourhood characteristics to the household food security of low-income Toronto families. *Public Health Nutrition*, 13(7), 1139-1148.
- Lee, J. B., & MacKey-Bilaver, L. (2007). Effects of WIC and Food Stamp Program participation on child outcomes. *Children and Youth Services Review*, 29(4), 501-517.
- Miller, J. E., & Korenman, S. (1994). Poverty and children's nutritional status in the United States. *American Journal of Epidemiology*, 140(3), 233-243.
- Monsivais, P., Kirkpatrick, S., & Johnson, D. B. (2011). More nutritious food is served in child-care homes receiving higher federal food subsidies. *Journal of the American Dietetic Association*, 111(5), 721-726.
- Nelson, J. P. (2001). Hard at play! The growth of recreation in consumer budgets, 1959-1998. *Eastern Economic Journal*, 27(1), 35-53.
- Newman, C., Henschion, M., & Matthews, A. (2003). A double-hurdle model of Irish household expenditure on prepared meals. *Applied Economics*, 35(9), 1053-1061.
- Park, Y.-H., de Groot, L., C. P. G. M., & van Staveren, W. A. (2003). Dietary intake and anthropometry of Korean elderly people: A literature review. *Asia Pacific Journal of Clinical Nutrition*, 12(3), 234-242.
- Raju, J. S. (1992). The effect of price promotions on variability in product category sales. *Marketing Science*, 11(3), 207-220.
- Schneider, R. R. (1985). Food subsidies: A multiple price model. *International Monetary Fund Staff Papers*, 32(2), 289-316.

Serra-Majem, L., Ribas, L., Ngo, J., Ortega, R. M., Garcia, A., Perez-Rodrigo, C., & Aranceta, J. (2004). Food, youth and the Mediterranean diet in Spain: Development of KIDMED, Mediterranean Diet Quality Index in children and adolescents. *Public Health Nutrition*, 7(7), 931-935.

Sharkey, J. R., & Schoenberg, N. E. (2002). Variations in nutritional risk among black and white women who receive home-delivered meals. *Journal of Women & Aging*, 14(3-4), 99-119.

Sherwood, N. E., & Jeffery, R. W. (2000). The behavioral determinants of exercise: Implications for physical activity interventions. *Annual Review of Nutrition*, 20, 21-44.

West, D. A., & Price, D. W. (1976). The effects of income, assets, food programs, and household size on food consumption. *American Journal of Agricultural Economics*, 58(4), 725-730.

Weststrate, J. A., van het Hof, K. H., van den Berg, H., Velthuis-te-Wierik, E. J., de Graaf, C., Zimmermanns, N. J., . . . Verboeket-van de Venne, W. P. (1998). A comparison of the effect of free access to reduced fat products or their full fat equivalents on food intake, body weight, blood lipids and fat-soluble antioxidants levels and haemostasis variables. *European Journal of Clinical Nutrition*, 52(6), 389-395.

Excluded articles (Full-text screening: Category 3)

Informe sobre la actividad física en horas libres y en horas de trabajo en la población estadounidense [Report looks at physical activity in both work and leisure time in the United States]. (2003). *Revista Panamericana de Salud Publica/Pan American Journal of Public Health*, 14(4), 289-292.

Low income children not fated to be overweight. (2005). *O&P Business News*, 14(19), 68-68.

Uncle Sam wants you to work out. (2006). *Shape*, 26(3), 107-107.

Adams Richard, H. (1999). Self-targeted subsidies: The distributional impact of the Egyptian Food Subsidy System *Policy, Research Working Paper No.WPS 2322*. Washington, DC: The World Bank.

Alston, J. M., Sumner, D. A., & Vosti, S. A. (2008). Farm subsidies and obesity in the United States: National evidence and international comparisons. *Food Policy*, 33(6), 470-479.

Ammerman, A. S., Lindquist, C. H., Lohr, K. N., & Hersey, J. (2002). The efficacy of behavioral interventions to modify dietary fat and fruit and vegetable intake: A review of the evidence. *Preventive Medicine: An International Journal Devoted to Practice and Theory*, 35(1), 25-41.

- Anderson, R., & Grossman, M. (2009). Health and the household. *Review of Economics of the Household*, 7(3), 219-226.
- Angulo, A. M., Gil, J. M., & Mur, J. (2007). Spanish demand for food away from home: Analysis of panel data. *Journal of Agricultural Economics*, 58(2), 289-307.
- Ard, J. D., Fitzpatrick, S., Desmond, R. A., Sutton, B. S., Pisu, M., Allison, D. B., . . . Baskin, M. L. (2007). The impact of cost on the availability of fruits and vegetables in the homes of schoolchildren in Birmingham, Alabama. *American Journal of Public Health*, 97(2), 367-372.
- Baalwa, J., Byarugaba, B. B., Kabagambe, K. E., & Otim, A. M. (2010). Prevalence of overweight and obesity in young adults in Uganda. *African Health Sciences*, 10(4), 367-373.
- Ball, K., & Crawford, D. (2006). Socio-economic factors in obesity: A case of slim chance in a fat world? *Asia Pacific Journal of Clinical Nutrition*, 15 (Suppl.), 15-20.
- Bassett, D. R., Wyatt, H. R., Thompson, H., Peters, J. C., & Hill, J. O. (2010). Pedometer-measured physical activity and health behaviors in U.S. adults. *Medicine and Science in Sports and Exercise*, 42(10), 1819-1825.
- Baum, E. L., & Corbridge, I. L. (1954). Household income, food expenditures and desires in Seattle, Washington. *American Journal of Agricultural Economics*, 36(1), 135-139.
- Beets, M. W., Cardinal, B. J., & Alderman, B. L. (2010). Parental social support and the physical activity-related behaviors of youth: A review. *Health Education & Behavior*, 37(5), 621-644.
- Behrman, J. R., Foster, A. D., & Rosenzweig, M. R. (1997). The dynamics of agricultural production and the calorie-income relationship: Evidence from Pakistan. *Journal of Econometrics*, 77(1), 187-207.
- Bellisle, F., Rolland-Cachera, M. F., Barthelemy, L., Boucher, B., Dartois, A. M., Fricker, J., . . . Rigal, N. (2007). Three consecutive (1993, 1995, 1997) surveys of food intake, nutritional attitudes and knowledge, and lifestyle in 1000 French children, aged 9-11 years. *Journal of Human Nutrition and Dietetics*, 20(3), 241-251.
- Benge, M. (1999). How to tax food and make the tax system more progressive at the same time. *Agenda*, 6(1), 91-94.
- Besley, T. J., & Kanbur, S. M. R. (1988). Food subsidies and poverty alleviation. *Economic Journal*, 98(392), 701-719.
- Blaylock, J., Smallwood, D. M., Kassel, K., Variyam, J. N., & Aldrich, L. M. (1999). Economics, food choices, and nutrition. *Food Policy*, 24(2-3), 269-286.
- Boylan, S., Lallukka, T., Lahelma, E., Pikhart, H., Malyutina, S., Pajak, A., . . . Bobak, M. (2011). Socio-economic circumstances and food habits in Eastern, Central and Western European populations. *Public Health Nutrition*, 14(4), 678-687.

- Brenes, H., & Mata, L. (1978). Consumo de alimentos en niños menores de 5 años en comunidades rurales de Costa Rica, 1977 [Food consumption of children under 5 in rural communities of Costa Rica, 1977]. *Revista de Biología Tropical*, 26(2), 467-483.
- Brown, D. E., Gotshalk, L. A., Katzmarzyk, P. T., & Allen, L. (2011). Measures of adiposity in two cohorts of Hawaiian school children. *Annals of Human Biology*, 38(4), 492-499.
- Brownell, K. D., Farley, T., Willett, W. C., Popkin, B. M., Chaloupka, F. J., Thompson, J. W., & Ludwig, D. S. (2009). The public health and economic benefits of taxing sugar-sweetened beverages. *New England Journal of Medicine*, 361(16), 1599-1605.
- Cecil, J. E., Watt, P., Murrie, I. S. L., Wrieden, W., Wallis, D. J., Hetherington, M. M., . . . Palmer, C. N. A. (2005). Childhood obesity and socioeconomic status: A novel role for height growth limitation. *International Journal of Obesity*, 29(10), 1199-1203.
- Cerin, E., Leslie, E., Toit, L. d., Owen, N., & Frank, L. D. (2007). Destinations that matter: Associations with walking for transport. *Health and Place*, 13(3), 713-724.
- Ceschini, F. L., Andrade, D. R., Oliveira, L. C., Araujo, J., Jorge, F., & Matsudo, V. K. R. (2009). Prevalence of physical inactivity and associated factors among high school students from state's public schools. *Jornal de Pediatria*, 85(4), 301-306.
- Chen, Y., Factor-Litvak, P., Howe, G. R., Parvez, F., & Ahsan, H. (2006). Nutritional influence on risk of high blood pressure in Bangladesh: A population-based cross-sectional study. *American Journal of Clinical Nutrition*, 84(5), 1224-1232.
- Connolly-Schoonen, J. (2007). *Food availability and pediatric overweight: Fields of influence and bounded rationality*. Doctor in Philosophy in Sociology Doctoral dissertation, Stony Brook University, Stony Brook, NY, United States.
- Costanzi, C. B., Halpern, R., Rech, R. R., Bergmann, M. L. D. A., Alli, L. R., & de Mattos, A. P. (2009). Associated factors in high blood pressure among schoolchildren in a middle size city, southern Brazil. *Jornal de Pediatria*, 85(4), 335-340.
- Cubbin, C., Sundquist, K., Ahlen, H., Johansson, S.-E., Winkleby, M. A., & Sundquist, J. (2006). Neighborhood deprivation and cardiovascular disease risk factors: Protective and harmful effects. *Scandinavian Journal of Public Health*, 34(3), 228-237.
- Cutler, D., Glaeser, E., & Shapiro, J. (2003). Why have Americans become more obese? *NBER Working Paper Series No.9446*. Cambridge, MA: National Bureau of Economic Research.
- Dargay, J. (2007). The effect of prices and income on car travel in the UK. *Transportation Research: Part A: Policy and Practice*, 41(10), 949-960.
- Darling, H., Reeder, A. I., McGee, R., & Williams, S. (2006). Brief report: Disposable income, and spending on fast food, alcohol, cigarettes, and gambling by New Zealand secondary school students. *Journal of Adolescence*, 29(5), 837-843.

- Delva, J., Johnston, L. D., & O'Malley, P. M. (2007). The epidemiology of overweight and related lifestyle behaviors: Racial/ethnic and socioeconomic status differences among American youth. *American Journal of Preventive Medicine*, 33(Suppl.4), s178-s186.
- Dimenstein, R., Simplicio, J. L., Ribeiro, K. D. S., & Melo, I. L. P. (2003). Influencia de variaveis socioeconomicas e de saude materno-infantil sobre os niveis de retinol no colostro humano [Retinol levels in human colostrum: Influence of child, maternal and socioeconomic variables]. *Jornal de Pediatria*, 79(6), 513-518.
- Drewett, R., Emond, A., Blair, P., & Emmett, P. (2005). The importance of slow weight gain in the first 2 months in identifying children who fail to thrive. *Journal of Reproductive and Infant Psychology*, 23(4), 309-317.
- Drewnowski, A., & Bellisle, F. (2007). Liquid calories, sugar, and body weight. *American Journal of Clinical Nutrition*, 85(3), 651-661.
- Dumith, S. C. (2009). Physical activity in Brazil: A systematic review. *Cadernos de Saude Publica*, 25(Suppl.3), s415-s426.
- Ferrand, A., Robinson, L., & Valette-Florence, P. (2010). The intention-to-repurchase paradox: A case of the health and fitness industry. *Journal of Sport Management*, 24(1), 83-105.
- Fox, M. K., Dodd, A. H., Wilson, A., & Gleason, P. M. (2009). Association between school food environment and practices and body mass index of US public school children. *Journal of the American Dietetic Association*, 109(Suppl.2), s108-s117.
- French, S. A., Story, M., Fulkerson, J. A., & Hannan, P. (2004). An environmental intervention to promote lower-fat food choices in secondary schools: Outcomes of the TACOS study. *American Journal of Public Health*, 94(9), 1507-1512.
- Frenn, M., Malin, S., Villarruel, A. M., Slaikeu, K., McCarthy, S., Freeman, J., & Nee, E. (2005). Determinants of physical activity and low-fat diet among low income African American and Hispanic middle school students. *Public Health Nursing*, 22(2), 89-97.
- Fulkerson, J. A., French, S. A., Story, M., Nelson, H., & Hannan, P. J. (2004). Promotions to increase lower-fat food choices among students in secondary schools: description and outcomes of TACOS (Trying Alternative Cafeteria Options in Schools). *Public Health Nutrition*, 7(5), 665-674.
- Gagnon, L. (2003). "Sin" tax proposed for junk food. *Canadian Medical Association Journal*, 168(13), 1697-1697.
- Galdeano, E. (2005). An inverse demand analysis with introduction of quality effects: An application to Spanish consumption of fruit and vegetables. *Agricultural Economics*, 33(2), 163-177.

Gittelsohn, J., Vijayadeva, V., Davison, N., Ramirez, V., Cheung, L. W. K., Murphy, S., & Novotny, R. (2010). A food store intervention trial improves caregiver psychosocial factors and children's dietary intake in Hawaii. *Obesity*, 18(Suppl.1), s84-s90.

Gourley, L., Duffy, S. W., Lee, H. P., Walker, A. M., & Day, N. E. (1988). A survey of household food purchases and dietary habits in relation to affluence among Singapore Chinese. *European Journal of Clinical Nutrition*, 42(4), 333-343.

Grier, S. A., & Kumanyika, S. K. (2008). The context for choice: Health implications of targeted food and beverage marketing to African Americans. *American Journal of Public Health*, 98(9), 1616-1629.

Griffith, R., & O'Connell, M. (2009). The use of scanner data for research into nutrition. *Fiscal Studies*, 30(3-4), 339-365.

Hamilton, S., Ni Mhurchu, C., & Priest, P. (2007). Food and nutrient availability in New Zealand: An analysis of supermarket sales data. *Public Health Nutrition*, 10(12), 1448-1455.

Harrell, J. S., Gansky, S. A., Bradley, C. B., & McMurray, R. G. (1997). Leisure time activities of elementary school children. *Nursing Research*, 46(5), 246-253.

Hassan, Z. A., Johnson, S. R., & Finley, R. M. (1977). An intertemporal comparison of price and income elasticities for food: Reply. *Canadian Journal of Agricultural Economics*, 25(2), 104-105.

Horswill, L. J., & Yap, C. (1999). Consumption of foods from the WIC food packages of Chinese prenatal patients on the US west coast. *Journal of the American Dietetic Association*, 99(12), 1549-1553.

Houston, S., Mitchell, S., & Evans, S. (2011). Prevalence of cardiovascular disease risk factors among UK commercial pilots. *European Journal of Cardiovascular Prevention and Rehabilitation*, 18(3), 510-517.

Ikeda, S. (2009). Time discounting and obesity. *The Japanese Journal of Psychonomic Science*, 28(1), 156-159.

Jacoby, E., Goldstein, J., Lopez, A., Nunez, E., & Lopez, T. (2003). Social class, family, and life-style factors associated with overweight and obesity among adults in Peruvian cities. *Preventive Medicine*, 37(5), 396-405.

Jaeger, S. R., & Meiselman, H. L. (2004). Perceptions of meal convenience: The case of at-home evening meals. *Appetite*, 42(3), 317-325.

Jaime, P. C., & Monteiro, C. A. (2005). Fruit and vegetable intake by Brazilian adults, 2003. *Cadernos de saude publica / Ministerio da Saude, Fundacao Oswaldo Cruz, Escola Nacional de Saude Publica*, 21 (Suppl.1), s19-s24.

- Johnson, R. F. (1987). *Adult leisure participation and preference differentials at denominationally sponsored retreat/assembly areas*. Thesis, University of Georgia, Athens, GA, United States.
- Karp, R., Fairorth, J., Kanofsky, P., Matthews, W., Nelson, M., & Solimano, G. (1978). Effects of rise in food costs on hemoglobin concentrations of early school-age children, 1972-75. *Public Health Reports*, 93(5), 456-459.
- Katsarou, A., Tyrovolas, S., Psaltopoulou, T., Zeimbekis, A., Tsakountakis, N., Bountziouka, V., . . . Panagiotakos, D. (2010). Socio-economic status, place of residence and dietary habits among the elderly: The Mediterranean islands study. *Public Health Nutrition*, 13(10), 1614-1621.
- Katz, M. H., & Bhatia, R. (2010). Food surcharges and subsidies: Putting your money where your mouth is. *Archives of Internal Medicine*, 170(5), 405-406.
- Kaur, S., Sachdev, H. P. S., Dwivedi, S. N., Lakshmy, R., & Kapil, U. (2008). Prevalence of overweight and obesity amongst school children in Delhi, India. *Asia Pacific Journal of Clinical Nutrition*, 17(4), 592-596.
- Kaushal, N. (2007). Do food stamps cause obesity?: Evidence from immigrant experience. *Journal of Health Economics*, 26(5), 968-991.
- Kehoe, T. J., & Serra-Puche, J. (1986). A general equilibrium analysis of price controls and subsidies on food in Mexico. *Journal of Development Economics*, 21(1), 65-87.
- Kelly, I. R., & Markowitz, S. (2009). Incentives in obesity and health insurance. *Inquiry: A journal of medical care organization, provision and financing*, 46(4), 418-432.
- Kennedy, E., Bouis, H., & Von, B. (1992). Health and nutrition effects of cash crop production in developing countries: A comparative analysis. *Social Science and Medicine*, 35(5), 689-697.
- Kinsey, J. D. (1997). Income and food consumption: A variety of answers: Discussion. *American Journal of Agricultural Economics*, 79(5), 1461-1464.
- Kitamura, R. (2009). Life-style and travel demand (1988). *Transportation*, 36(6), 679-710.
- Klonoff, D. C. (2009). A sweetened beverage tax is needed to combat the obesity epidemics as well as related absenteeism and presenteeism. *Journal of Diabetes Science & Technology*, 3(3), 408-410.
- Kockelman, K. M. (2001). A model for time- and budget-constrained activity demand analysis. *Transportation Research: Part B: Methodological*, 35(3), 255-269.
- Kohls, R. L. (1955). The place of merchandising and promotion in expanding the demand for food [with discussion by R. M. Walsh]. *Journal of Farm Economics*, 37, 1380-1386.

- Kuczmarski, R. J. (1992). Prevalence of overweight and weight gain in the United States. *American Journal of Clinical Nutrition*, 55(Suppl.2), s495-s502.
- Kvamme, J.-M., Wilsgaard, T., Florholmen, J., & Jacobsen, B. K. (2010). Body mass index and disease burden in elderly men and women: The Tromso Study. *European Journal of Epidemiology*, 25(3), 183-193.
- LaFrance, J. T. (2002). Information theoretic measures of the income distribution in food demand. *Journal of Econometrics*, 107(1-2), 235-257.
- Lagiou, P., Trichopoulou, A., & Data Food Networking Data contributors. (2001). The DAFNE initiative: The methodology for assessing dietary patterns across Europe using household budget survey data. *Public Health Nutrition*, 4(5B), 1135-1141.
- Lahelma, E., Sarlio-Lahteenkorva, S., & Silventoinen, K. (2004). Relative weight and income at different levels of socioeconomic status. *American Journal of Public Health*, 94(3), 468-472.
- Lane, S. (1978). Food distribution and Food Stamp Program effects on food consumption and nutritional 'achievement' of low income persons in Kern County, California. *American Journal of Agricultural Economics*, 60(1), 108-116.
- Lee, K., & Song, Y.-M. (2007). Parent-reported appetite of a child and the child's weight status over a 2-year period in Korean children. *Journal of the American Dietetic Association*, 107(4), 678-680.
- Liaskos, G., & Lazaridis, P. (2003). The Demand for Selected Food Nutrients in Greece: The Role of Socioeconomic Factors. *Agricultural Economics Review*, 4(2), 93-106.
- Lichtenstein, D. R., Bloch, P. H., & Black, W. C. (1988). Correlates of price acceptability. *Journal of Consumer Research*, 15(2), 243-252.
- Lindstrom, M., Hanson, B. S., Wirfalt, E., & Ostergren, P.-O. (2001). Socioeconomic differences in the consumption of vegetables, fruit and fruit juices. *European Journal of Public Health*, 11(1), 51-59.
- Liu, L., Rettenmaier, A. J., & Saving, T. R. (2007). Endogenous food quality and bodyweight trend. *Advances in Health Economics & Health Services Research*, 17, 3-21.
- Luoto, R., Pekkanen, J., Uutela, A., & Tuomilehto, J. (1994). Cardiovascular risks and socioeconomic status: Differences between men and women in Finland. *Journal of Epidemiology and Community Health*, 48(4), 348-354.
- Mackenbach, J. P., Stirbu, I., Roskam, A.-J. R., Schaap, M. M., Menvielle, G., Leinsalu, M., . . . European Union Working Group on Socioeconomic Inequalities in Health. (2008). Socioeconomic inequalities in health in 22 European countries. *New England Journal of Medicine*, 358(23), 2468-2481.

- Maddah, M., & Nikooyeh, B. (2010). Obesity among Iranian adolescent girls: Location of residence and parental obesity. *Journal of Health, Population & Nutrition*, 28(1), 61-66.
- Manuck, S. B., Phillips, J. E., Gianaros, P. J., Flory, J. D., & Muldoon, M. F. (2010). Subjective socioeconomic status and presence of the metabolic syndrome in midlife community volunteers. *Psychosomatic Medicine*, 72(1), 35-45.
- Marette, S., Roosen, J., & Blanchemanche, S. (2007). Tax, subsidy, and/or information for health: An example from fish consumption *Working Paper 07-WP 453*. Ames, IA: Iowa State University.
- Marette, S., Roosen, J., & Blanchemanche, S. (2008). Taxes and subsidies to change eating habits when information is not enough: An application to fish consumption. *Journal of Regulatory Economics*, 34(2), 119-143.
- Marinda, P. A. (2006). Child-mother nutrition and health status in rural Kenya: The role of intra-household resource allocation and education. *International Journal of Consumer Studies*, 30(4), 327-336.
- Marins, V. M. R., Almeida, R. M. V. R., Pereira, R. A., & Sichieri, R. (2007). The association between socioeconomic indicators and cardiovascular disease risk factors in Rio de Janeiro, Brazil. *Journal of Biosocial Science*, 39(2), 221-229.
- Marshall, T. (2000). Exploring a fiscal food policy: The case of diet and ischaemic heart disease. *British Medical Journal*, 320(7230), 301-304.
- Martinez-Garmendia, J. (2010). Application of hedonic price modeling to consumer packaged goods using store scanner data. *Journal of Business Research*, 63(7), 690-696.
- Mbuya, M. N. N., Habicht, J.-P., & Monteiro, C. A. (2005). Revisiting the independent effects of income on the risk of obesity. *Journal of Nutrition*, 135(10), 2496.
- McGrail, K. M., van Doorslaer, E., Ross, N. A., & Sanmartin, C. (2009). Income-related health inequalities in Canada and the United States: A decomposition analysis. *American Journal of Public Health*, 99(10), 1856-1863.
- Merlo, J., Chaix, B., Yang, M., Lynch, J., & Rastam, L. (2005). A brief conceptual tutorial on multilevel analysis in social epidemiology: Interpreting neighbourhood differences and the effect of neighbourhood characteristics on individual health. *Journal of Epidemiology and Community Health*, 59(12), 1022-1028.
- Morgenstern, M., Sargent, J. D., & Hanewinkel, R. (2009). Relation between socioeconomic status and body mass index: Evidence of an indirect path via television use. *Archives of Pediatrics & Adolescent Medicine*, 163(8), 731-738.
- Murakami, K., Sasaki, S., Okubo, H., & Takahashi, Y. (2009). Neighborhood socioeconomic status in relation to dietary intake and body mass index in female Japanese dietetic students. *Nutrition*, 25(7-8), 745-752.

- Murakami, K., Sasaki, S., Takahashi, Y., Uenishi, K., Japan Dietetic Students' Study For Nutrition, & Biomarkers Group. (2009). Neighborhood socioeconomic disadvantage is associated with higher ratio of 24-hour urinary sodium to potassium in young Japanese women. *Journal of the American Dietetic Association*, 109(9), 1606-1611.
- Naska, A., Bountziouka, V., Trichopoulou, A., & Participants, D. (2010). Soft drinks: Time trends and correlates in twenty-four European countries. A cross-national study using the DAFNE (Data Food Networking) databank. *Public Health Nutrition*, 13(9), 1346-1355.
- Nelson, J. A. (1991). Quality variation and quantity aggregation in consumer demand for food. *American Journal of Agricultural Economics*, 73(4), 1204-1212.
- Nguyen, M. D., Beresford, S. A. A., & Drewnowski, A. (2007). Trends in overweight by socio-economic status in Vietnam: 1992 to 2002. *Public Health Nutrition*, 10(2), 115-121.
- Ni Mhurchu, C., Blakely, T., Wall, J., Rodgers, A., Jiang, Y., & Wilton, J. (2007). Strategies to promote healthier food purchases: A pilot supermarket intervention study. *Public Health Nutrition*, 10(6), 608-615.
- Niclasen, B., & Schnohr, C. W. (2010). Greenlandic schoolchildren's compliance with national dietary guidelines. *Public Health Nutrition*, 13(8), 1162-1169.
- Nugent, R. (2004). Food and agriculture policy: Issues related to prevention of noncommunicable diseases. *Food & Nutrition Bulletin*, 25(2), 200-207.
- Olinto, M. T., Willett, W. C., Gigante, D. P., & Victora, C. G. (2011). Sociodemographic and lifestyle characteristics in relation to dietary patterns among young Brazilian adults. *Public Health Nutrition*, 14(1), 150-159.
- Olson, C. M., Bove, C. F., & Miller, E. O. (2007). Growing up poor: Long-term implications for eating patterns and body weight. *Appetite*, 49(1), 198-207.
- Panagiotakos, D. B., Pitsavos, C., Manios, Y., Polychronopoulos, E., Chrysoshoou, C. A., & Stefanadis, C. (2005). Socio-economic status in relation to risk factors associated with cardiovascular disease, in healthy individuals from the ATTICA study. *European Journal of Cardiovascular Prevention & Rehabilitation*, 12(1), 68-74.
- Parsons, T. J., Manor, O., & Power, C. (2005). Changes in diet and physical activity in the 1990s in a large British sample (1958 birth cohort). *European Journal of Clinical Nutrition*, 59(1), 49-56.
- Patterson, P. M., Olofsson, H., Richards, T. J., & Sass, S. (1999). An empirical analysis of state agricultural product promotions: A case study on Arizona grown. *Agribusiness*, 15(2), 179-196.
- Pattillo, R. (2010). Is tax on soft drinks in our future? *Nurse Educator*, 35(1), 1-9.

- Philipson, T. J., & Posner, R. A. (1999). The long-run growth in obesity as a function of technological change *NBER Working Paper Series No.7423*. Cambridge, MA: National Bureau of Economic Research.
- Plotnikoff, R. C., Hugo, K., & Cousineau, N. (2001). Heart disease risk factor prevalence and profiles in a randomized community sample of Canadian women. *Canadian Journal of Public Health. Revue Canadienne de Sante Publique*, 92(2), 121-126.
- Pratt, M., Macera, C. A., Sallis, J. F., O'Donnell, M., & Frank, L. D. (2004). Economic interventions to promote physical activity: Application of the SLOTH model. *American Journal of Preventive Medicine*, 27(3, Suppl.1), 136-145.
- Ramachandran, A., Snehalatha, C., Vinitha, R., Thayyil, M., Kumar, C. K. S., Sheeba, L., . . . Vijay, V. (2002). Prevalence of overweight in urban Indian adolescent school children. *Diabetes Research & Clinical Practice*, 57(3), 185-190.
- Rehm, J., Sempos, C., Kohlmeier, L., Myers, G., Thefeld, W., Gunter, E., . . . Hoffmeister, H. (2000). A comparison of serum total cholesterol levels and their determinants between the Federal Republic of Germany and the United States. *European Journal of Epidemiology*, 16(7), 669-675.
- Reynolds, A. (1990). Analyzing fresh vegetable consumption from household survey data. *Southern Journal of Agricultural Economics*, 22(2), 31-38.
- Robertson, A., Tirado, C., Lobstein, T., Jermini, M., Knai, C., Jensen, J. H., . . . James, W. P. (2004). Food and health in Europe: A new basis for action. *World Health Organization Regional Publications, European Series*.(96), i-xvi, 1.
- Rose, D. (2011). Growing our kids in "healthy soil": New research on environmental influences on children's food intake. *Journal of Adolescent Health*, 48(1), 3-4.
- Ruhm, C. J. (2010). Understanding Overeating and Obesity *NBER Working Papers No.16149*. Cambridge, MA: National Bureau of Economic Research.
- Salehi, L., Eftekhari, H., Mohammad, K., Tavafian, S. S., Jazayeri, A., & Montazeri, A. (2010). Consumption of fruit and vegetables among elderly people: A cross sectional study from Iran. *Nutrition Journal*, 9, 2.
- Samani-Radia, D., & McCarthy, H. D. (2011). Comparison of children's body fatness between two contrasting income groups: Contribution of height difference. *International Journal of Obesity*, 35(1), 128-133.
- Sanwalka, N. J., Khadilkar, A. V., Mughal, M. Z., Sayyad, M. G., Khadilkar, V. V., Shirole, S. C., . . . Bhandari, D. R. (2010). A study of calcium intake and sources of calcium in adolescent boys and girls from two socioeconomic strata, in Pune, India. *Asia Pacific Journal of Clinical Nutrition*, 19(3), 324-329.

- Sarlio-Lahteenkorva, S., & Lahelma, E. (1999). The association of body mass index with social and economic disadvantage in women and men. *International Journal of Epidemiology*, 28(3), 445-449.
- Selmer, R. M., Kristiansen, I. S., Haglerod, A., Graff-Iversen, S., Larsen, H. K., Meyer, H. E., . . . Thelle, D. S. (2000). Cost and health consequences of reducing the population intake of salt. *Journal of Epidemiology & Community Health*, 54(9), 697-702.
- Seymour, J. D., Ann, F., Lazarus, Y., Kettel, K., & Serdula, M. (2004). Fruit and vegetable environment, policy, and pricing workshop: Introduction to the conference proceedings. *Preventive Medicine*, 39(Suppl.2), s71-s74.
- Shelton, N. J. (2005). What not to eat: Inequalities in healthy eating behaviour, evidence from the 1998 Scottish Health Survey. *Journal of Public Health*, 27(1), 36-44.
- Sichieri, R., Silva, C. V. C., & Moura, A. S. (2003). Combined effect of short stature and socioeconomic status on body mass index and weight gain during reproductive age in Brazilian women. *Brazilian Journal of Medical and Biological Research*, 36(10), 1319-1325.
- Singh, R. B., Beegom, R., Mehta, A. S., Niaz, M. A., De, A., Mitra, R. K., . . . Haque, M. S. (1999). Social class, coronary risk factors and undernutrition, a double burden of diseases, in women during transition, in five Indian cities. *International Journal of Cardiology*, 69(2), 139-147.
- Singh, R. B., Sharma, J. P., Rastogi, V., Niaz, M. A., & Singh, N. K. (1997). Prevalence and determinants of hypertension in the Indian social class and heart survey. *Journal of Human Hypertension*, 11(1), 51-56.
- Soori, H. (2001). Pattern of dietary behaviour and obesity in Ahwaz, Islamic Republic of Iran. *Eastern Mediterranean Health Journal*, 7(1-2), 163-170.
- Sugarman, S. D., & Sandman, N. (2008). Using performance-based regulation to reduce childhood obesity. *Australia and New Zealand Health Policy*, 5(26).
- Tarasuk, V., McIntyre, L., & Li, J. (2007). Low-income women's dietary intakes are sensitive to the depletion of household resources in one month. *Journal of Nutrition*, 137(8), 1980-1987.
- Thow, A. M. (2009). Trade liberalisation and the nutrition transition: Mapping the pathways for public health nutritionists. *Public Health Nutrition*, 12(11), 2150-2158.
- Turrell, G., Blakely, T., Patterson, C., & Oldenburg, B. (2004). A multilevel analysis of socioeconomic (small area) differences in household food purchasing behaviour. *Journal of Epidemiology and Community Health*, 58(3), 208-215.
- Turrell, G., Haynes, M., Burton, N. W., Giles-Corti, B., Oldenburg, B., Wilson, L.-A., . . . Brown, W. J. (2010). Neighborhood disadvantage and physical activity: Baseline results from the HABITAT multilevel longitudinal study. *Annals of Epidemiology*, 20(3), 171-181.

- Ulijaszek, S. J. (2003). Socio-economic factors associated with physique of adults of the Purari Delta of the Gulf Province, Papua New Guinea. *Annals of Human Biology*, 30(3), 316-328.
- Ulijaszek, S. J., Koziel, S., & Hermanussen, M. (2005). Village distance from urban centre as the prime modernization variable in differences in blood pressure and body mass index of adults of the Purari |Delta of the Gulf Province, Papua New Guinea. *Annals of Human Biology*, 32(3), 326-338.
- Utter, J., Scragg, R., Ni Mhurchu, C., & Schaaf, D. (2007). At-home breakfast consumption among New Zealand children: Associations with body mass index and related nutrition behaviors. *Journal of the American Dietetic Association*, 107(4), 570-576.
- Van Zyl, M. K., Steyn, N. P., & Marais, M. L. (2010). Characteristics and factors influencing fast food intake of young adult consumers in Johannesburg, South Africa. *South African Journal of Clinical Nutrition*, 23(3), 124-130.
- Wang, M. C., Kim, S., Gonzalez, A. A., MacLeod, K. E., & Winkleby, M. A. (2007). Socioeconomic and food-related physical characteristics of the neighborhood environment are associated with body mass index. *Journal of Epidemiology and Community Health*, 61(6), 491-498.
- Wessman, C., Betterley, C., & Jensen, H. (2001). An evaluation of the costs and benefits of Iowa's Expanded Food and Nutrition Education Program (EFNEP). Final Report *Staff Report 01-SR93*. Ames, IA, United States: Center for Agricultural and Rural Development, Iowa State University.
- Yaniv, G., Rosin, O., & Tobol, Y. (2009). Junk-food, home cooking, physical activity and obesity: The effect of the fat tax and the thin subsidy. *Journal of Public Economics*, 93(5-6), 823-830.
- Yarcheski, A., Mahon, N. E., Yarcheski, T. J., & Cannella, B. L. (2004). A meta-analysis of predictors of positive health practices. *Journal of Nursing Scholarship*, 36(2), 102-108.
- Yen, I. H. (1997). *The influence of neighborhood socioenvironmental characteristics on health behaviors and health status: Evidence from the Alameda County study*. Doctor of Epidemiology Doctoral dissertation, University California at Berkeley, Berkeley, CA, United States.
- Yen, I. H., & Kaplan, G. A. (1998). Poverty area residence and changes in physical activity level: Evidence from the Alameda County Study. *American Journal of Public Health*, 88(11), 1709-1712.
- Yitzhaki, S. (1990). On the effect of subsidies to basic food commodities in Egypt. *Oxford Economic Papers*, N. S., 42(4), 772-792.
- Zhang, L., & Rashad, I. (2008). Obesity and time preference: The health consequences of discounting the future. *Journal of Biosocial Science*, 40(1), 97-113.

Articles identified but not assessed (Full-text could not be obtained/ screened)

Review of food consumption surveys--1985. Household food consumption by economic groups. (1985). *FAO Food and Nutrition Paper*, 35, i-xxiv, 1.

Body mass index and cardiovascular disease risk factors in seven Asian and five Latin American centers: Data from the International Clinical Epidemiology Network (INCLEN). (1996). *Obesity Research*, 4(3), 221-228.

The "twinkie" tax: Opponents are angry, advocates believe it can curb obesity. (1998). *Health Care Food & Nutrition Focus*, 15(4), 1, 3-4.

Older adults believe they eat a healthy diet. (2006). *Research Review (International Council on Active Aging)*, 6(10), 4.

Canadian Diabetes Association endorses FIC's adult fitness tax credit campaign (2008). *Fitness Business Canada*, 9(5), 9-10.

Abdus, S. (2007). *Obesity: The role of economic incentive in an individual's body weight choice*. Doctoral dissertation, University of Minnesota, Minneapolis, MN, United States.

Adeniyi, A. F., & Chedi, H. (2010). Levels and predictors of physical activity in a sample of pre-retirement and retired civil servants in Nigeria. *East African Journal of Public Health*, 7(2), 140-143.

Agbola, F. W. (2005). Estimating demand elasticities with the Linear Approximate Almost Ideal Demand System (LA/AIDS): Some empirical evidence from India. *Empirical Economics Letters*, 4(1), 1-12.

Ahmed, A. U., Bouis, H. E., Gutner, T., & Lofgren, H. (2002). The Egyptian food subsidy system: Structure, performance, and options for reform. *Food & Nutrition Bulletin*, 23(4), 423-424.

Ahmed, A. U., Gutner, T., Lofgren, H., & Bouis, H. E. (2001). *The Egyptian food subsidy system: Structure, performance, and options for reform*. Washington, D.C: International Food Policy Research Institute.

Akpan, J. O., & Gingerich, R. L. (1991). Association of hyperglycemia with dietary cyanogen and socio-economic level: The study of rural communities in south-east Nigeria. *Acta Diabetologica Latina*, 28(1), 29-37.

Akpinar, M. G., Aykin, S. M., Sayin, C., & Ozkan, B. (2009). The role of demographic variables in purchasing decisions on fresh fruit and vegetables. *Journal of Food, Agriculture and Environment*, 7(3-4), 106-110.

- Akpınar, M. G., Özkan, B., Sayin, C., & Ceylan, R. F. (2010). Consumer risk perceptions towards food supply chain preferences: The case of the supermarket. *Journal of Food, Agriculture and Environment*, 8(2), 256-260.
- Alarcon, J. A., & Immink, M. D. (1990). Elasticidad ingreso de la demanda de alimentos y otros bienes en grupos de poblacion marginal urbana de la ciudad de Guatemala [Stretching the income in the demand for food and other goods in marginal urban populations in the city of Guatemala]. *Archivos Latinoamericanos de Nutricion*, 40(4), 518-532.
- al-Awadi, F., & Amine, E. K. (1989). Overweight and obesity in Kuwait. *Journal of the Royal Society of Health*, 109(5), 175-177.
- Albu, A., Cucu, A. I., Malaimare, A., & Indrei, L. L. (2010). Relatia venitul familiei--alimentatie la un lot de prescolari din orasul Negresti judetul vaslui [Family income--nutrition correlation in a group of Negresti Vaslui preschool children]. *Revista medico-chirurgicala a Societatii de Medici si Naturalisti din Iasi*, 114(3), 841-844.
- Alderman, H. (1988). Food subsidies in Egypt: Benefit distribution and nutritional effects. In P. Pinstup-Andersen (Ed.), *Food subsidies in developing countries: Costs, benefits, and policy options* (pp. 171-182). Baltimore and London: Johns Hopkins University Press for the International Food Policy Research Institute.
- al-Isa, A. N. (1998). Factors associated with overweight and obesity among Kuwaiti college women. *Nutrition and health (Berkhamsted, Hertfordshire)*, 12(4), 227-233.
- al-Isa, A. N. (1999). Obesity among Kuwait University students: An explorative study. *Journal of the Royal Society for the Promotion of Health*, 119(4), 223-227.
- al-Isa, A. N., & Moussa, M. A. (1999). Factors associated with overweight and obesity among Kuwaiti kindergarten children aged 3-5 years. *Nutrition and health (Berkhamsted, Hertfordshire)*, 13(3), 125-139.
- Al-Mannai, A., Dickerson, J. W. T., Morgan, J. B., & Khalfan, H. (1996). Obesity in Bahraini adults. *Journal of the Royal Society of Health*, 116(1), 30-32,37.
- Aloia, C. R., Gasevic, D., Yusuf, S., Teo, K., Chockalingam, A., Patro, B. K., . . . Lear, S. A. (2011). Differences in fast food consumption between individuals of high and low socio-economic status in Chandigarh, India. *Canadian Journal of Diabetes*, 35 (2), 156.
- Alvarez, C. F., Diaz, M. J. J., Riano, G., Perez, S., Venta, O., & Malaga, G. (2011). Factores de riesgo cardiovascular clasicos y emergentes en escolares asturianos [Classic and emergent cardiovascular risk factors in schoolchildren in Asturias]. *Anales de Pediatria*, 74(6), 388-395.
- Ambrosius, W. T., Newman, S. A., & Pratt, J. H. (2001). Rates of change in measures of body size vary by ethnicity and gender. *Ethnicity & Disease*, 11(2), 303-310.
- Angulo, A. M., Mtimet, N., & Gil, J. M. (2008). Analisis de la demanda de alimentos en Espana considerando el impacto de la dieta sobre la salud [Spanish food demand analysis taking into

account the impact of diet on health. With English summary]. *Economia Agraria y Recursos Naturales*, 8(2), 3-30.

Antonio, M. A., Ribeiro, J. D., Toro, A. A., Piedrabuena, A. E., & Morcillo, A. M. (2003). Avaliacao do estado nutricional de crianças e adolescentes com asma [Evaluation of the nutritional status of children and adolescents with asthma]. *Revista da Associacao Medica Brasileira* 49(4), 367-371.

Arabi, M. (2010). *Linking tortilla price policies to household food consumption and child nutritional intake: Potential outcomes of globalization in rural Mexico*. Doctoral dissertation, Cornell University, Ithaca, NY, United States.

Aro, A. (2003). Laskiverolla ja sensuurillako lihavuuden kimppuun? [Should obesity be attacked by tax for overweight and censure?]. *Duodecim: Laaketieteellinen aikakauskirja*, 119(13), 1202-1203.

Arroyo, P., & Mendez, O. (2007). [Energetic density, diversity of diets and familial income in rural and urban households of Mexico]. *Gaceta Medica de Mexico*, 143(4), 301-307.

Asfaw, A. (2006). The role of food price policy in determining the prevalence of obesity: Evidence from Egypt. *Review of Agricultural Economics*, 28(3), 305-312.

Ashe, M. C., Miller, W. C., Eng, J. J., Noreau, L., & Physical Activity and Chronic Conditions Research Team. (2009). Older adults, chronic disease and leisure-time physical activity. *Gerontology*, 55(1), 64-72.

Assarsson, B., & Edgerton, D. (1996). The consumption of food in the Nordic countries. In D. L. Edgerton, B. Assarsson, A. Hummelose, I. P. Laurila, K. Rickertsen & P. H. Vale (Eds.), *The econometrics of demand systems: With applications to food demand in the Nordic countries*. (pp. 7-53). Dordrecht, Boston and London: Kluwer Academic Publishers.

Bacchieri, G., Gigante, D. P., & Assuncao, M. C. (2005). Determinantes e padrões de utilização da bicicleta e acidentes de trânsito sofridos por ciclistas trabalhadores da cidade de Pelotas, Rio Grande do Sul, Brasil [Determinants and patterns of bicycle use and traffic accidents among bicycling workers in Pelotas, Rio Grande do Sul, Brazil]. *Cadernos de Saude Publica*, 21(5), 1499-1508.

Bahl, R., Bird, R., & Walker, M. B. (2003). The uneasy case against discriminatory excise taxation: Soft drink taxes in Ireland. *Public Finance Review*, 31(5), 510-533.

Baretta, E., Baretta, M., & Peres, K. G. (2007). Nivel de atividade fisica e fatores associados em adultos no Municipio de Joacaba, Santa Catarina, Brasil [Physical activity and associated factors among adults in Joacaba, Santa Catarina, Brazil]. *Cadernos de Saude Publica*, 23(7), 1595-1602.

- Barrett, J. E., Plotnikoff, R. C., Courneya, K. S., & Raine, K. D. (2007). Physical activity and type 2 diabetes: Exploring the role of gender and income. *The Diabetes Educator*, 33(1), 128-143.
- Barretto, S. A., & Cyrillo, D. C. (2001). Análise da composição dos gastos com alimentação no Município de São Paulo (Brasil) na década de 1990 [Analysis of household expenditures with food in the city of S. Paulo in the 1990's]. *Revista de Saude Publica*, 35(1), 52-59.
- Bauman, A., Owen, N., & Rushworth, R. L. (1990). Recent trends and socio-demographic determinants of exercise participation in Australia. *Community Health Studies*, 14(1), 19-26.
- Benedetti, T. R., Goncalves, L. H. T., Petroski, E. L., Nassar, S. M., Schwingel, A., & Chodzko-Zajko, W. (2008). Aging in Brazil: Physical activity, socioeconomic conditions and diseases among older adults in Southern Brazil. *Journal of Applied Gerontology*, 27(5), 631-640.
- Bergstrom, J. C., & Cordell, H. K. (1991). An analysis of the demand for and value of outdoor recreation in the United States. *Journal of Leisure Research*, 23(1), 67-86.
- Bhargava, A. (2006). Estimating short and long run income elasticities of foods and nutrients for rural south India. In A. Bhargava (Ed.), *Econometrics, statistics and computational approaches in food and health sciences* (pp. 81-98). Hackensack, N.J. and Singapore: World Scientific.
- Bhargava, A. (2006). Socio-economic and behavioural factors are predictors of food use in the National Food Stamp Program Survey. In A. Bhargava (Ed.), *Econometrics, Statistics and Computational Approaches in Food and Health Sciences* (pp. 363-372). Hackensack, N.J. and Singapore: World Scientific.
- Blaine, T. W., & Mohammad, G. (1991). An empirical assessment of U.S. consumer expenditures for recreation-related goods and services: 1946-1988. *Leisure Sciences*, 13(2), 111-122.
- Boizot-Szantai, C., & Etile, F. (2009). Le prix des aliments et la distribution de l'indice de masse corporelle des Français [Food prices and the distribution of body mass index in France]. *Revue Economique*, 60(2), 413-440.
- Bowley, A. L. (1945). Family income and expenditure on food. *Proceedings of the Nutrition Society*, 3, 32-39.
- Brail, R. K., & Chapin, F. (1973). Activity patterns of urban residents. *Environment and Behavior*, 5(2), 163-190.
- Bridges, E., & Briesch, R. A. (2006). The 'nag factor' and children's product categories. *International Journal of Advertising: The Quarterly Review of Marketing Communications*, 25(2), 157-187.
- Brooks, C. (1988). A causal modeling analysis of sociodemographics and moderate to vigorous physical activity behavior of American adults. *Research quarterly for exercise and sport*, 59(4), 328-338.

- Brown, A., & Siahpush, M. (2006). Socioeconomic predictors of a sedentary lifestyle: Results from the 2001 National Health Survey. *Journal of Physical Activity & Health*, 3(1), 90-101.
- Brown, D. R., Yore, M. M., Ham, S. A., & Macera, C. A. (2005). Physical activity among adults > or = 50 yr with and without disabilities, BRFSS 2001. *Medicine and Science in Sports and Exercise*, 37(4), 620-629.
- Browning, C., Sims, J., Kendig, H., & Teshuva, K. (2009). Predictors of physical activity behavior in older community-dwelling adults. *Journal of Allied Health*, 38(1), 8-17.
- Bryan, S. N., & Katzmarzyk, P. T. (2009). Are Canadians meeting the guidelines for moderate and vigorous leisure-time physical activity? *Applied Physiology, Nutrition, & Metabolism-Physiologie Appliquee, Nutrition et Metabolisme*, 34(4), 707-715.
- Burk, M. C. (1994). A study of recent relationships between income and food expenditures. *Journal of Agricultural Economics Research*, 45(4), 21-31.
- Butler, J. S., & Raymond, J. E. (1996). The effect of the Food Stamp Program on nutrient intake. *Economic Inquiry*, 34(4), 781-798.
- Campos, L. D. A., Leite, A. J. M., & De Almeida, P. C. (2006). Nivel socioeconomico e sua influencia sobre a prevalencia de sobrepeso e obesidade em escolares adolescentes do municipio de Fortaleza [Socioeconomic status and its influence on the prevalence of overweight and obesity among adolescent school children in the city of Fortaleza, Brazil]. *Revista de Nutricao*, 19(5), 531-538.
- Campos, M. A. G., Pedroso, E. R. P., Lamounier, J. A., Colosimo, E. A., & Abrantes, M. M. (2006). Estado nutricional e fatores associados em idosos [Nutritional status and related factors among elderly Brazilians]. *Revista Da Associacao Medica Brasileira*, 52(4), 214-221.
- Cantarero Prieto, D., & Pascual Saez, M. (2006). El Problema De La Obesidad: El Caso De Las Regiones Espanolas [The Obesity Problem: The Case of Spanish Regions. With English summary]. *Estudios de Economia Aplicada*, 24(3), 837-859.
- Carter, K. S. F. (1997). *Correlates of health behaviors of community living older adults*. Doctoral dissertation, University of Virginia, Charlottesville, VA, United States.
- Casper, J. (2004). *Explaining adult tennis participants' participation frequency and purchase intention with the sport commitment model*. Doctoral dissertation, University of Northern Colorado, Greeley, CO, United States.
- Castanheira, M., Olinto, M. T., & Gigante, D. P. (2003). Associacao de variaveis socio-demograficas e comportamentais com a gordura abdominal em adultos: estudo de base populacional no Sul do Brasil [Socio-demographic and lifestyle factors associated with abdominal fat distribution in adults: a population-based survey in Southern Brazil]. *Cadernos de Saude Publica* 19 (Supl.1), s55-s65.

- Cavalcante, J. W., Daza, C. M., Pessoa, C., Pacheco, W. S., de Menezes, M. G., Melo, R., & Gama, C. G. (1995). [Prevalence and sociocultural and economic aspects of hypertension in a health center of the northern area of Manaus]. *Arquivos Brasileiros de Cardiologia*, 65(6), 493-496.
- Chan, M. W. L. (1980). A principal component analysis of the income elasticities of demand for food commodities. *Canadian Journal of Agricultural Economics*, 28(1), 38-45.
- Chand, R., & Kumar, P. (2002). Long-term changes in coarse cereal consumption in India: Causes and implications. *Indian Journal of Agricultural Economics*, 57(3), 316-325.
- Chen, J.-L., Kennedy, C., Yeh, C.-H., & Kools, S. (2005). Risk factors for childhood obesity in elementary school-age Taiwanese children. *Progress in Cardiovascular Nursing*, 20(3), 96-103.
- Chetty, V. K., & Haliburn, C. (1986). Estimation of price and income elasticities of demand for food grains in an economy with public distribution schemes. *Indian Economic Review*, 21(2), 95-114.
- Chriqui, J. F., Eidson, S. S., Bates, H., Kowalczyk, S., & Chaloupka, F. J. (2008). State sales tax rates for soft drinks and snacks sold through grocery stores and vending machines, 2007. *Journal of Public Health Policy*, 29(2), 226-249.
- Chyun, D., Lacey, K. O., Katten, D. M., Talley, S., Price, W. J., Davey, J. A., & Melkus, G. D. (2006). Glucose and cardiac risk factor control in individuals with type 2 diabetes: Implications for patients and providers. *Diabetes Educator*, 32(6), 925-939.
- Cicek, B., Ozturk, A., Mazicioglu, M. M., Elmali, F., Turp, N., & Kurtoglu, S. (2009). The risk analysis of arm fat area in Turkish children and adolescents. *Annals of Human Biology*, 36(1), 28-37.
- Claro, R. M., Levy, R. B., & Bandoni, D. H. (2009). Influencia da renda sobre as despesas com alimentacao fora do domicilio, no Brasil, 2002-2003 [Influence of income on food expenditures away from home among Brazilian families, 2002-2003]. *Cadernos de Saude Publica*, 25(11), 2489-2496.
- Clausen, J., & Jensen, G. (1990). Are blood pressure levels increasing in Denmark? *Journal of Internal Medicine*, 228(5), 443-450.
- Coalter, F. (1993). Sports participation: Price or priorities? *Leisure Studies*, 12(3), 171-182.
- Colchero, M. A. (2007). *The economics of obesity in developing countries: The case of Cebu, Philippines 1983-2002*. Doctoral Dissertation, John Hopkins University, Baltimore, MD, United States.
- Collins, A. E., Pakiz, B., & Rock, C. L. (2008). Factors associated with obesity in Indonesian adolescents. *International Journal of Pediatric Obesity*, 3(1), 58-64.

- Crespo, C. J., Ainsworth, B. E., Keteyian, S. J., Heath, G. W., & Smit, E. (1999). Prevalence of physical inactivity and its relation to social class in U.S. adults: Results from the Third National Health and Nutrition Examination Survey, 1988-1994. *Medicine and Science in Sports and Exercise*, 31(12), 1821-1827.
- Cui, Z., Huxley, R., Wu, Y., & Dibley, M. J. (2010). Temporal trends in overweight and obesity of children and adolescents from nine Provinces in China from 1991-2006. *International Journal of Pediatric Obesity*, 5(5), 365-374.
- Dalla Costa, M. C., Cordoni, L. J., & Matsuo, T. (2007). Habito alimentar de escolares adolescentes de um municipio do oeste do Parana [Food habits of adolescent students from a municipality in western Parana, Brazil]. *Revista de Nutricao*, 20(5), 461-471.
- Dardis, R., Soberon-Ferrer, H., & Patro, D. (1994). Analysis of leisure expenditures in the United States. *Journal of Leisure Research*, 26(4), 309-321.
- de Aquino, R. d. C., & Philippi, S. T. (2002). Consumo infantil de alimentos industrializados e renda familiar na cidade de São Paulo [Association of children's consumption of processed foods and family income in the city of Sao Paulo, Brazil]. *Revista de Saude Publica*, 36(6), 655-660.
- Dhehibi, B., Gil, J. M., & Khaldi, R. (2002). Relation entre developpement economique, niveau des prix et ingestion de calories: Cas de la Tunisie [Relationship between economic development, price level and calorie intake: The case of Tunisia]. *New Medit: Mediterranean Journal of Economics, Agriculture and Environment*, 1(1), 3-11.
- Dhurandhar, N. V., & Kulkarni, P. R. (1992). Prevalence of obesity in Bombay. *International Journal of Obesity*, 16(5), 367-375.
- Dinkins, J. M., & Edlow, M. D. (1992). Expenditures for food away from home. *Family Economics Review*, 5(3), 9-17.
- Doo, M., Seo, J. Y., & Kim, Y. (2009). Consumption patterns of snacks according to characteristics of family environment among Korean adolescents. *The FASEB Journal: The Journal of the Federation of American Societies for Experimental Biology*, 23(Suppl.), 912.
- Drachler, M. L., Macluf, S. P., Leite, J. C., Aerts, D. R., Giugliani, E. R., & Horta, B. L. (2003). Fatores de risco para sobrepeso em crianças no Sul do Brasil [Risk factors for overweight in children from Southern Brazil]. *Cadernos de saude publica / Ministerio da Saude, Fundacao Oswaldo Cruz, Escola Nacional de Saude Publica*, 19(4), 1073-1081.
- Drewnowski, A., Hanks, A. S., & Smith, T. G. (2010). International trade, food and diet costs, and the global obesity epidemic. In C. Hawkes, C. Blouin, S. Henson, N. Drager & L. Dube (Eds.), *Trade, food, diet and health: Perspectives and policy options* (pp. 77-90). Ames, Iowa and Oxford: Wiley-Blackwell.

- Dreyer, L. I., Dreyer, S., & Van der Merwe, G. G. (2001). Fisieke aktiwiteit, lewenstyl en enkele sosio-ekonomiese aspekte se verband met die gesondheidstatus van mans in Potchefstroom [The relationship of physical activity, lifestyle and some socio-economic aspects with the health status of men in Potchefstroom]. *South African Journal for Research in Sport, Physical Education & Recreation*, 23(2), 35-49.
- Driskell, J. A., Clark, A. J., & Moak, S. W. (1987). Longitudinal assessment of vitamin B-6 status in Southern adolescent girls. *Journal of the American Dietetic Association*, 87(3), 307-310.
- Dryson, E., Metcalf, P., Baker, J., & Scragg, R. (1992). The relationship between body mass index and socioeconomic status in New Zealand: Ethnic and occupational factors. *The New Zealand Medical Journal*, 105(936), 233-235.
- Duncan, B. B., Schmidt, M. I., Achutti, A. C., Polanczyk, C. A., Benia, L. R., & Maia, A. A. (1993). Socioeconomic distribution of noncommunicable disease risk factors in urban Brazil: The case of Porto Alegre. *Bulletin of the Pan American Health Organization*, 27(4), 337-349.
- Duncan, S. C., Duncan, T. E., Strycker, L. A., & Chaumeton, N. R. (2004). A multilevel analysis of sibling physical activity. *Journal of Sport & Exercise Psychology*, 26(1), 57-68.
- Durant, M. A. (2008). *A study of the determinants of body mass index in a population of Nova Scotia youth*. 69 Doctoral dissertation, Dalhousie University, Halifax, Nova Scotia.
- Ebashi, S., Morino, S., & Ikeda, M. (1971). Survey on the leisure behavior and concept of workers in the big industries. *Journal of Leisure & Recreation Studies*(1), 27-34.
- Edirisinghe, N. (1987). *The Food Stamp Scheme in Sri Lanka: Costs, benefits, and options for modification*. Washington, D.C: International Food Policy Research Center.
- Elston, J. A., Stanton, K. R., Levy, D. T., & Acs, Z. J. (2007). Tax solutions to the external costs of obesity. In Z. J. Ács, A. Lyles & K. R. Stanton (Eds.), *Obesity, business and public policy* (pp. 171-188). Northampton, MA: Edward Elgar Publishing.
- Emmett, J. L., Havitz, M. E., & McCarville, R. E. (1996). A price subsidy policy for socio-economically disadvantaged recreation participants. *Journal of Park & Recreation Administration*, 14(1), 63-80.
- Enes, C. C., & da Silva, M. V. (2009). Disponibilidade de energia e nutrientes nos domicílios: O contraste entre as regiões Norte e Sul do Brasil [Energy and nutrients disposal in residences: The contrast between North and South regions of Brazil]. *Ciencia & Saude Coletiva*, 14(4), 1267-1276.
- Erem, C., Hacihasanoglu, A., Deger, O., Kocak, M., & Topbas, M. (2008). Prevalence of dyslipidemia and associated risk factors among Turkish adults: Trabzon lipid study. *Endocrine*, 34(1-3), 36-51.

- Eyler, A. A., Haire-Joshu, D., Brownson, R. C., & Nanney, M. S. (2004). Correlates of fat intake among urban, low income African Americans. *American Journal of Health Behavior*, 28(5), 410-417.
- Farvid, M., Rabiee, S., Homayoni, F., Rashidkhani, B., & Arian, V. (2010). Determinants of fruit and vegetable consumption in type 2 diabetics in Tehran. [Arabic]. *Iranian Journal of Endocrinology and Metabolism*, 12(2), 89-98,193.
- Feng, Q., Hu, D. Y., Yang, J. G., Sun, Y. H., Lu, C. L., Zhang, S. Y., . . . Zhang, X. Q. (2008). [Effects of socioeconomic status on the distribution of cardiovascular risk factors and clinical treatments of patients with acute myocardial infarction in Beijing]. *Zhonghua liu xing bing xue za zhi [Chinese Journal of Epidemiology]*, 29(5), 430-433.
- Fernald, L. C., & Adler, N. E. (2008). Blood pressure and socioeconomic status in low-income women in Mexico: A reverse gradient? *Journal of Epidemiology and Community Health*, 62(5), e8.
- Findlay, L. C., Garner, R. E., & Kohen, D. E. (2009). Children's organized physical activity patterns from childhood into adolescence. *Journal of Physical Activity & Health*, 6(6), 708-715.
- Fisher, K. L., von Tigerstrom, B., Cameron, C., Chad, K. E., Larre, T., Mawani, A., . . . Tremblay, M. S. (2011). The children's fitness tax credit: Does it influence parents' decisions regarding physical activity? *Canadian Journal of Diabetes*, 35 (2), 194.
- Fletcher, P. C., & Hirdes, J. P. (1996). A longitudinal study of physical activity and self-rated health in Canadians over 55 years of age. *Journal of Aging & Physical Activity*, 4(2), 136-150.
- Fonseca, M. d. J. M., Faerstein, E., Chor, D., Lopes, C. S., & Andreozzi, V. L. (2006). Associacoes entre escolaridade, renda e indice de massa corporal em funcionarios de uma universidade no Rio de Janeiro, Brasil: Estudo Pro-Saude [Associations between schooling, income, and body mass index among public employees at an university in Rio de Janeiro, Brazil: The Pro- Saude Study]. *Cadernos de Saude Publica*, 22(11), 2359-2367.
- Forshee, R. A., Anderson, P. A., & Storey, M. L. (2004). The role of beverage consumption, physical activity, sedentary behavior, and demographics on body mass index of adolescents. *International Journal of Food Sciences & Nutrition*, 55(6), 463-478.
- Forshee, R. A., & Storey, M. L. (2006). Demographics, not beverage consumption, is associated with diet quality. *International Journal of Food Sciences & Nutrition*, 57(7-8), 494-511.
- Francois, P., Perisse, J., & Kamoun, A. (1982). A Tunisian case study: The effects of household size and income on the probability of energy inadequacy. *Food and Nutrition*, 8(1), 32-39.
- Furman, J. (2005). *Individual, social and physical environment determinants of physical activity among adolescents grades 10–12 in a suburban region*. Doctor of Philosophy Doctoral dissertation, City University of New York, New York, NY, United States.

- Futrell, M. F., Kilgore, L. T., & Windham, F. (1971). Nutritional status of Negro preschool children in Mississippi: Impact of education and income. *Journal of the American Dietetic Association*, 59(3), 224-227.
- Futrell, M. F., Kilgore, L. T., & Windham, F. (1975). Nutritional status of black preschool children in Mississippi: Influence of income, mother's education, and food programs. *Journal of the American Dietetic Association*, 66(1), 22-27.
- Garcia, M. (1988). Food subsidies in the Philippines: Preliminary results. In P. Pinstrip-Andersen (Ed.), *Food subsidies in developing countries: Costs, benefits, and policy options* (pp. 206-218). Baltimore and London: Johns Hopkins University Press for the International Food Policy Research Institute.
- Ge, K., Weisell, R., Guo, X., Cheng, L., Ma, H., Zhai, F., & Popkin, B. M. (1994). The body mass index of Chinese adults in the 1980s. *European Journal of Clinical Nutrition*, 48(Suppl.3), s148-s154.
- Gebre-Yohannes, A., & Rahlenbeck, S. I. (1998). Coronary heart disease risk factors among blood donors in northwest Ethiopia. *East African Medical Journal*, 75(9), 495-500.
- Gharipour, M., Siadat, Z. D., Maghroun, M., & Tavasolli, A. A. (2009). Socioeconomic status and metabolic syndrome in Iranian population (IHHP study). *Journal of Diabetes*, 1, A114-A115.
- Gigante, D. P., Dias-da-Costa, J. S., Olinto, M. T. A., Menezes, A. M. B., & Silvia, M. (2006). Obesidade da população adulta de Pelotas, Rio Grande do Sul, Brasil e associação com nível sócio-econômico [Adult obesity in Pelotas, Rio Grande do Sul, Brazil, and the association with socioeconomic status]. *Cadernos de Saude Publica [Journal of Public Health]*, 22(9), 1873-1879.
- Giray, S. H., Gunay, T., & Ucku, R. (2010). Effects of social inequalities on coronary heart disease risk factors: A population-based, cross-sectional study in Izmir. *Anadolu Kardiyoloji Dergisi [Anatolian Journal of Cardiology]*, 10(3), 193-201.
- Gomes, F. S., Anjos, L. A., & Vasconcellos, M. T. L. (2010). Association between nutritional and socioeconomic status among adolescents in Niteri, Rio de Janeiro State, Brazil. *Obesity Reviews*, 11, 57.
- Govil, K. K., Bhatnager, D. P., & Pant, K. C. (1956). Dietary habits in Uttar Pradesh in relation to income. *Journal of the Indian Medical Association*, 26(4), 138-141.
- Gratton, C., & Taylor, P. (1985). Leisure expenditure. *Leisure Management*, 5(3), 12-13.
- Gregson, J. (2009). *How inequality influences individuals through the built food environment*. Doctor of Philosophy Doctoral dissertation, University of California, Davis, Davis, CA, United States.

- Grossman, M., & Mocan, N. (Eds.). (2011). *Economic aspects of obesity: A National Bureau of Economic Research Conference Report (Conference held November 10-11, 2008)*. Chicago and London: University of Chicago Press.
- Grujic, V., Dragic, N., Radic, I., Harhaji, S., & Susnjec, S. (2010). Overweight and obesity among adults in Serbia: Results from the National Health Survey. *Eating & Weight Disorders*, 15(1-2), e34-42.
- Guenther, P. M. (1986). Beverages in the diets of American teenagers. *Journal of the American Dietetic Association*, 86(4), 493-499.
- Guenther, P. M., Juan, W., Lino, M., Hiza, H. A., Fungwe, T. V., & Lucas, R. (2009). Diet quality of low-income and higher-income Americans in 2003-2004 as measured by the Healthy Eating Index-2005. *The FASEB Journal: The Journal of the Federation of American Societies for Experimental Biology* 23(Suppl.1).
- Guimaraes, L. V., Barros, M. B. D. A., Martins, M. S. A. S., & Duarte, E. C. (2006). Fatores associados ao sobrepeso em escolares [Factors associated with overweight in schoolchildren]. *Revista de Nutricao*, 19(1), 5-17.
- Guize, L., Jaffiol, C., Gueniot, M., Bringer, J., Giudicelli, C., Tramon, M., . . . Jago, B. (2008). [Diabetes and socio-economic deprivation. A study in a large French population]. *Bulletin de l'Academie Nationale de Medecine*, 192(9), 1707-1723.
- Gutierrez, S., Marquez, C., & Colomer, R. (1994). Social inequities and food: an ecological study of the food sales of a supermarket chain. *Gaceta Sanitaria*, 8(45), 304-309.
- Hall, L. F. (1985). *Socio-economic factors and leisure activity participation among Blacks*. Master of Science Master's thesis, Pennsylvania State University, University Park, PA, United States.
- Hallal, P. C., Bertoldi, A. D., Goncalves, H., & Victora, C. G. (2006). Prevalencia de sedentarismo e fatores associados em adolescentes de 10-12 anos de idade [Prevalence of sedentary lifestyle and associated factors in adolescents 10 to 12 years of age]. *Cadernos de Saude Publica*, 22(6), 1277-1287.
- Hannan, P., French, S. A., Story, M., & Fulkerson, J. A. (2002). AA pricing strategy to promote sales of lower fat foods in high school cafeterias: Acceptability and sensitivity analysis. *American Journal of Health Promotion*, 17(1), ii1-6.
- Hanson, E. R., Hartoonian, N., & Lesniak, K. T. (2011). Predictors of adherence to healthcare provider hypertension behavioral treatment recommendations: BRFSS 2009 findings. *Psychosomatic Medicine*, 73 (3), A65.
- Hashemi, J. M. (2010). *The prevalence of obesity among children aged 7-12 years in Jeddah Saudi Arabia and their parents' awareness of this problem*. Doctor of Philosophy Doctoral dissertation, University of Arkansas, Fayetteville, AR, United States.

- Hawkes, C. (2010). Understanding and changing the retail environment for obesity prevention. *Obesity Reviews*, 11, 20-21.
- Hawkes, C., Blouin, C., Henson, S., Drager, N., & Dubé, L. (2010). *Trade, food, diet and health: Perspectives and policy options*. Ames, Iowa and Oxford: Wiley-Blackwell.
- Hayes, D. K., Denny, C. H., Keenan, N. L., Croft, J. B., Sundaram, A. A., & Greenlund, K. J. (2006). Racial/ethnic and socioeconomic differences in multiple risk factors for heart disease and stroke in women: Behavioral risk factor surveillance system, 2003. *Journal of Women's Health*, 15(9), 1000-1008.
- Haynes, A. L. (2009). *Time discounting, market and sociocultural factors associated with body mass index for a combined sample of four United States Hispanic populations*. Doctor of Philosophy Doctoral dissertation, Howard University, Washington, DC, United States.
- He, K. S., Yoon, K. A., Kim, W. K., & Park, O. J. (1992). Urban nutritional problems of Korea. *The Southeast Asian Journal of Tropical Medicine and Public Health*, 23 (Suppl.3), 69-76.
- He, Y. N., Yang, Z., Xu, J., Sha, Y. M., Ren, Z. Y., Pang, X. H., . . . Zhai, F. Y. (2008). [Analysis on influence factors of dietary supplement used in population aged above 45 years in Beijing]. *Zhonghua yu fang yi xue za zhi [Chinese Journal of Preventive Medicine]*, 42(11), 823-826.
- He, Y.-N., & Zhai, F.-Y. (2005). [Relative factors effecting dietary quality of Chinese adults]. *Wei Sheng Yen Chiu [Journal of Hygiene Research]*, 34(5), 611-612.
- Hernandez, D., Cole, B., Dean, L., Dove, S., Adler, S., Bertha, M., . . . Geliebter, A. (2010). Subsidization of fruits and vegetables in two urban supermarkets leads to increases in purchasing and intake of these foods, as well as weight loss. *Obesity Reviews*, 11, 60.
- Hinds, C. D. (2007). *An economic investigation into the relationship between Food Stamp Program participation and obesity*. Doctoral dissertation, The American University, Washington, DC, United States.
- Hodge, A. M., Dowse, G. K., Gareeboo, H., Tuomilehto, J., Alberti, K. G., & Zimmet, P. Z. (1996). Incidence, increasing prevalence, and predictors of change in obesity and fat distribution over 5 years in the rapidly developing population of Mauritius. *International Journal of Obesity & Related Metabolic Disorders: Journal of the International Association for the Study of Obesity*, 20(2), 137-146.
- Hopper, W. C. (1943). Income and food consumption. *Canadian Journal of Economics and Political Science*, 9, 487-506.
- Horgen, K. B. (2001). *Promoting healthy food choices: A health message and economic incentive intervention*. Doctoral dissertation, Yale University, New Haven, CT, United States.

- Horta, B. L., Gigante, D. P., Victora, C. G., Barros, F. C., Oliveira, I., & Silveira, V. (2008). [Early determinants of random blood glucose among adults of the 1982 birth cohort, Pelotas, Southern Brazil]. *Revista de Saude Publica*, 42 (Supl.2), 93-100.
- Howell, S. C., & Loeb, M. B. (1969). Income, age, and food consumption. *The Gerontologist*, 9(3), 1-122.
- Hoynes, H. W., & Schanzenbach, D. W. (2009). Consumption responses to in-kind transfers: Evidence from the introduction of the Food Stamp Program. *American Economic Journal: Applied Economics*, 1(4), 109-139.
- Hu, Y. (1991). [A case-control study on risk factors of female hypertension in Tianjin City]. *Zhonghua liu xing bing xue za zhi [Chinese Journal of Epidemiology]*, 12(4), 197-199.
- Huang, C. L., & Raunika, R. (1985). Effect of consigned income on food expenditures. *Canadian Journal of Agricultural Economics*, 33(3), 315-329.
- Huang, Y. J. (2009). *Socio-environmental correlates of physical activity and sedentary behaviors in primary schoolchildren in Hong Kong*. Doctoral dissertation, The Chinese University of Hong Kong, Hong Kong, The People's Republic of China.
- Huffman, W. E., Huffman, S. K., Rickertsen, K., & Tegene, A. (2010). Over-nutrition and changing health status in high income countries. *Forum for Health Economics and Policy*, 13(1).
- Hufstader, M. A., Sias, S., Vaidya, V., & White-Means, S. (2009). Metabolic syndrome risk factors for native born and first generation adolescents (12-17) in the United States. *Value in Health*, 12 (3), A18.
- Hughes, J. P., McDowell, M. A., & Brody, D. J. (2008). Leisure-time physical activity among US adults 60 or more years of age: Results from NHANES 1999-2004. *Journal of Physical Activity & Health*, 5(3), 347-358.
- Huybrechts, I., De Bourdeaudhui, I., & De Henauw, S. (2010). Environmental opportunities and obstacles for physical activity and a healthy diet. *Obesity Reviews*, 11, 471.
- Hydrie, M. Z., Basit, A., Ahmedani, M. Y., Badruddin, N., Masood, M. Q., & Miyan, Z. (2005). Comparison of risk factors for diabetes in children of different socioeconomic status. *Journal of the College of Physicians and Surgeons Pakistan*, 15(2), 74-77.
- Imperatore, G., Bullard, K. M., Beckles, G. L. A., Cheng, Y. J., Barker, L., Albright, A., & Gregg, E. W. (2009). *Changes in socioeconomic disparities in cardiovascular disease (CVD) risk factors among US adults with diagnosed diabetes, 1988-2006*. Paper presented at the 69th Annual Meeting of the American Diabetes Association, New Orleans, LA United States.
- Inano, M., & Pringle, D. J. (1975). Dietary survey of low-income, rural families in Iowa and North Carolina. II. Family distribution of dietary adequacy. *Journal of the American Dietetic Association*, 66(4), 361-365.

- Jardim, P. C., Gondim, M. R., Monego, E. T., Moreira, H. G., Vitorino, P. V., Souza, W. K., & Scala, L. C. (2007). Hipertensão arterial e alguns fatores de risco em uma capital brasileira [High blood pressure and some risk factors in a Brazilian capital]. *Arquivos Brasileiros de Cardiologia*, 88(4), 452-457.
- Jeffery, R. W., Forster, J. L., Folsom, A. R., Luepker, R. V., Jacobs, D. R., & Blackburn, H. (1989). The relationship between social status and body mass index in the Minnesota Heart Health Program. *International Journal of Obesity*, 13(1), 59-67.
- Jeffery, R. W., French, S. A., Forster, J. L., & Spry, V. M. (1991). Socioeconomic status differences in health behaviors related to obesity: The healthy worker project. *International Journal of Obesity*, 15(10), 689-696.
- Jegasothy, K., & Duval, Y. (2003). Food demand in urban and rural Samoa. *Pacific Economic Bulletin*, 18(2), 50-64.
- Johansen, H., Nargundkar, M., Nair, C., Taylor, G., & elSaadany, S. (1998). At risk of first or recurring heart disease. *Health Reports*, 9(4), 19-29.
- Kafwembe, E. M., Mwandu, D., & Sukwa, Y. (1996). Socio-economic status and serum vitamin A levels in Zambian children. *The Central African Journal of Medicine*, 42(3), 70-72.
- Kahn, B. E., & Schmittlein, D. C. (1992). The relationship between purchases made on promotion and shopping trip behavior. *Journal of Retailing*, 68(3), 294-315.
- Kahn, H. S., & Williamson, D. F. (1990). The contributions of income, education and changing marital status to weight change among US men. *International Journal of Obesity*, 14(12), 1057-1068.
- Kant, A. K., Block, G., Schatzkin, A., Ziegler, R. G., & Nestle, M. (1991). Dietary diversity in the US population, NHANES II, 1976-1980. *Journal of the American Dietetic Association*, 91(12), 1526-1531.
- Kaplan, G. A., Lazarus, N. B., Cohen, R. D., & Leu, D.-j. (1991). Psychosocial factors in the natural history of physical activity. *American Journal of Preventive Medicine*, 7(1), 12-17.
- Keller, H. H., Ostbye, T., Bright-See, E., & Campbell, M. (1999). Activity limitation and food intake in community-living seniors. *Canadian Journal on Aging*, 18(1), 47-63.
- Kelly, S. K., Branta, C. F., Morrison, K. M., Seefeldt, V., & Haubenstricker, J. L. (2007). BMI differences between children ages 5 to 9 in California and Michigan. *Journal of Sport & Exercise Psychology*, 29(Suppl.1), s34-s34.
- Kenney, M. A., McCoy, J. H., & Kirby, A. L. (1986). Nutrients supplied by food groups in diets of teenaged girls. *Journal of the American Dietetic Association*, 86(11), 1549-1555.
- Kim, J. A., Kim, S. M., Choi, Y. S., Yoon, D., Lee, J. S., Park, H. S., . . . Choi, K. M. (2007). The prevalence and risk factors associated with isolated untreated systolic hypertension in

- Korea: The Korean National Health and Nutrition Survey 2001. *Journal of Human Hypertension*, 21(2), 107-113.
- Kimbrow, R. T., & Rigby, E. (2010). Federal food policy and childhood obesity: A solution or part of the problem? *Health Affairs*, 29(3), 411-418.
- Kling, A. (1976). Dietary behavior and constraint by cost. *Annales de la Nutrition et de l'Alimentation*, 30(2-3), 447-452.
- Koh, E. T., & Caples, V. (1979). Frequency of selection of food groups by low-income families in southwestern Mississippi. *Journal of the American Dietetic Association*, 74(6), 660-664.
- Kohls, K. J., Rudge, S. J., & Chancey, C. (1993). Calcium supplementation practices among university faculty and staff women. *Journal of Applied Nutrition*, 45(3-4), 102-108.
- Kolle, E., Steene-Johannessen, J., Klasson-Heggebo, L., Andersen Lars, B., & Anderssen Sigmund, A. (2009). A 5-yr change in Norwegian 9-yr-olds' objectively assessed physical activity level. *Medicine and Science in Sports and Exercise*, 41(7), 1368-1373.
- Kozakiewicz, K., Michalewska-Wludarczyk, A., Korzeniowska, B., Broda, G., Pajak, A., Zdrojewski, T., & Tendera, M. (2010). Inverse correlation between socioeconomic status and risk of cardiovascular death. *European Heart Journal*, 31, 228.
- Kuchler, F., Tegene, A., & Harris, J. M. (2005). Taxing snack foods: Manipulating diet quality or financing information programs? *Applied Economic Perspectives and Policy*, 27(1), 4-20.
- Kull, M. (1999). Socioeconomic factors affecting women's physical activity in Estonia. In *Acta Academiae Olympicae Estoniae*, 7, 107-119. Tartu, Estonia: University of Tartu.
- Kumar, S. K., & Alderman, H. (1988). Food consumption and nutritional effects of consumer-oriented food subsidies. In Pinstrup-Andersen (Ed.), *Food subsidies in developing countries: Costs, benefits, and policy options* (pp. 36-48). Baltimore and London: Johns Hopkins University Press for the International Food Policy Research Institute.
- La Rosa, E., Valensi, P., Cohen, R., Soufi, K., Robache, C., & le Clesiau, H. (2003). [Socioeconomic determinism of obesity in the Seine-Saint-Denis area]. *Presse Medicale*, 32(2), 55-60.
- Lafay, L., Volatier, J. L., & Martin, A. (2002). La restauration scolaire dans l'enquete INCA: Associations entre facteurs socio-demographiques, mode de vie et frequentation de la restauration scolaire [School catering in the INCA study: Relationships between socio-economic and lifestyle factors and frequency of use of the school cafeteria]. *Cahiers de Nutrition et de Dietetique*, 37(1), 36-44.
- Laitinen, S., Rasanen, L., Viikari, J., & Akerblom, H. K. (1995). Diet of Finnish children in relation to the family's socio-economic status. *Scandinavian Journal of Social Medicine*, 23(2), 88-94.

- Laraki, K. (1988). *Food consumption and food subsidies in Morocco: Justification for policy reform*. Ph.D Doctoral dissertation, Cornell University, Ithaca, NY.
- Laurier, D., Guiguet, M., Chau, N. P., Wells, J. A., & Valleron, A. J. (1992). Prevalence of obesity: A comparative survey in France, the United Kingdom and the United States. *International Journal of Obesity & Related Metabolic Disorders: Journal of the International Association for the Study of Obesity*, 16(8), 565-572.
- Lazaridis, P. (2002). Household consumption of food-away-from-home in Greece. *RISEC: International Review of Economics and Business*, 49(3), 415-430.
- Lea, S. A., Gasevic, D., & Schuurman, N. (2011). The relationship between supermarket characteristics and body mass index of shoppers. *Canadian Journal of Diabetes*, 35(2), 157.
- Leal, C., & Chaix, B. (2010). Are obesity outcomes associated with neighborhood socioeconomic characteristics? Findings from the French RECORD Cohort study. *Obesity Reviews*, 11, 330.
- Lee, C. Y., Hwang, S. Y., & Ham, O. K. (2007). Factors associated with physical inactivity among Korean men and women. *American Journal of Health Behavior*, 31(5), 484-494.
- Leino, M., Raitakari, O. T., Porkka, K. V. K., Helenius, H. Y. M., & Viikari, J. S. A. (2000). Cardiovascular risk factors of young adults in relation to parental socioeconomic status: The Cardiovascular Risk in Young Finns Study. *Annals of Medicine*, 32(2), 142-151.
- Levy, M. (2004). Tax incentives. *Fitness Business Canada*, 5(6), 50-50.
- Li, P., Campbell, J., & Tutor, C. (2004). Using BRFSS data to estimate prevalence of obesity and physical activities in Oklahoma. *The Journal of the Oklahoma State Medical Association*, 97(10), 404-408; quiz 409-410.
- Lima, E. S., Euclides, M. P., Cruz, T. A., & Casali, A. D. (1989). [Socioeconomic conditions, food and nutrition of the urban population in a locality of the State of Minas Gerais (Brazil)]. *Revista de Saude Publica*, 23(5), 410-421.
- Lizarzaburu, J. L., & Palinkas, L. A. (2002). Immigration, acculturation, and risk factors for obesity and cardiovascular disease: A comparison between Latinos of Peruvian descent in Peru and in the United States. *Ethnicity & Disease*, 12(3), 342-352.
- Lo, K. H., Pan, L. Y., Lin, M. C., Chang, H. Y., & Shih, Y. T. (2003). [The analysis of special physical inactivity, higher energy intakes and body mass index of children in Taiwan: Results of 2001 National Health Interview Survey]. *Taiwan Journal of Public Health*, 22(6), 474-482.
- Loland, N. W. (2004). Exercise, health, and aging. *Journal of Aging and Physical Activity*, 12(2), 170-184.
- Lopes, J. A., Longo, G. Z., Peres, K. G., Boing, A. F., & de Arruda, M. P. (2010). Fatores associados a atividade fisica insuficiente em adultos: Estudo de base populacional no sul do

- Brasil [Factors associated with insufficient physical activity: A population-based study in southern Brazil]. *Revista Brasileira de Epidemiologia*, 13(4), 689-698.
- Lopez, L. M., & Habicht, J. P. (1987). Food stamps and the iron status of the U.S. elderly poor. *Journal of the American Dietetic Association*, 87(5), 598-603.
- Lopez, N., A., & Viudes, d. V. A. (2010). Posibilidades y limitaciones de las politicas fiscales como instrumentos de salud: Los impuestos sobre consumos nocivos. Informe SESPAS 2010 [Possibilities and limitations of fiscal policies as health instruments: Taxes on harmful consumption. SESPAS Report 2010.]. *Gaceta Sanitaria*, 24(Suppl.1), 85-89.
- Lora, K. R., Lewis, N., Eskridge, K., & Travnicsek, D. (2009). Association of age, socioeconomic status (SES) and acculturation with intake of omega-3 fatty acids in Latinas. *The FASEB Journal: The Journal of the Federation of American Societies for Experimental Biology*, 23(Meeting Abstract Suppl.), 551.527.
- Los-Rycharska, E., & Nieclawska, A. (2010). Analiza wybranych cech diety dzieci w wieku przedszkolnym i ponimowlecym w zaleznosci od sytuacji społeczno- ekonomicznej rodzin [The analysis of chosen features of young children's diet in dependence on socio-economic situation]. *Pediatrica Polska*, 85(5), 471-480.
- Los-Rycharska, E., & Nieclawska, A. (2010). Spozycie pokarmow typu fast-food przez dzieci w wieku ponimowlecym i przedszkolnym [Fast-food consumption by 2-3 years old and preschool children]. *Pediatrica Polska*, 85(4), 345-352.
- Ma, W. J., Xu, Y. J., Li, J. S., Xu, H. F., Nie, S. P., Chen, Z. C., . . . Li, H. K. (2004). [Study on the epidemiological characteristics of overweight and obesity among population aged eighteen and over in Guangdong Province in 2002]. *Zhonghua liu xing bing xue za zhi [Chinese Journal of Epidemiology]*, 25(12), 1035-1038.
- Ma, W.-j., Xu, Y.-j., Fu, C.-x., Chen, M.-f., Xu, H.-f., Li, J.-s., . . . Li, H.-k. (2005). [A cross sectional survey on serum lipid level and its influencing factors in children aged 3-14 years in Guangdong province]. *Chung-Hua Hsin Hsueh Kuan Ping Tsa Chih [Chinese Journal of Cardiology]*, 33(10), 950-955.
- Machado, P. A., & Sichieri, R. (2002). Waist-to-hip ratio and dietary factors in adults. *Revista de Saude Publica*, 36(2), 198-204.
- Machado, P. A. N., & Sichieri, R. (2002). Relação cintura-quadril e fatores de dieta em adultos [Waist-to-hip ratio and dietary factors in adults]. *Revista de Saude Publica*, 36(2), 198-204.
- Makinen, T., Kestila, L., Borodulin, K., Martelin, T., Rahkonen, O., Leino-Arjas, P., & Prattala, R. (2010). Occupational class differences in leisure-time physical inactivity--contribution of past and current physical workload and other working conditions. *Scandinavian Journal of Work, Environment & Health*, 36(1), 62-70.

- Malone, C. M. (1997). The prevalence of physical activity or inactivity in a rural African American community. *Journal of National Black Nurses' Association* 9(1), 58-65.
- Malyutina, S., Bobak, M., Soboleva, S., Malyutina, D., Peasey, A., & Veryovkin, E. (2009). Whether income is associated with blood pressure levels in a population sample? *European Heart Journal*, 30, 438.
- Manore, M. M., Vaughan, L. A., & Carroll, S. S. (1989). Iron status in free-living, low income very elderly. *Nutrition Reports International*, 39(1), 1-12.
- Marcus, C., & Rossner, S. (2011). [Specific purchase tax on sweetened beverages--are we there soon?]. *Lakartidningen*, 108(5), 188-189.
- Mark, S. (2010). Vitamin D status and recommendations to improve vitamin D status in Canadian youth. *Applied Physiology, Nutrition, & Metabolism- Physiologie Appliquee, Nutrition et Metabolisme*, 35(5), 718.
- Marshall, S. J., Jones, D. A., Ainsworth, B. E., Reis, J. P., Levy, S. S., & Macera, C. A. (2007). Race/ethnicity, social class, and leisure-time physical inactivity. *Medicine and Science in Sports and Exercise*, 39(1), 44-51.
- Marti, B., Salonen, J. T., Tuomilehto, J., & Puska, P. (1988). 10-Year trends in physical activity in the eastern Finnish adult population: Relationship to socioeconomic and lifestyle characteristics. *Acta Medica Scandinavica*, 224(3), 195-203.
- Martinez, S. M. (2010). *Individual, social and environmental correlates of physical activity among Latinos in San Diego county*. Doctoral dissertation, University of California, San Diego and San Diego State University, San Diego, CA, United States.
- Martin-Mollard, M. L. (2008). *Socioeconomic status and childhood overweight in Alameda county: 2003 and 2005 California health interview survey*. Doctoral dissertation, University of California, Berkeley, Berkeley, CA, United States.
- Martins, I. S., Cavalcanti, M. L., & Mazzilli, R. N. (1977). Relação entre consumo alimentar e renda familiar na cidade de Iguape, S. Paulo (Brasil) [Relation of food consumption to family income in the city of Iguape, S. Paulo, Brazil]. *Revista de Saude Publica*, 11(1), 27-38.
- Masson, C. R., Dias-da-Costa, J. S., Olinto, M. T., Meneghel, S., Costa, C. C., Bairos, F., & Hallal, P. C. (2005). Prevalencia de sedentarismo nas mulheres adultas da cidade de Sao Leopoldo, Rio Grande do Sul, Brasil [Prevalence of physical inactivity in adult women in Sao Leopoldo, Rio Grande do Sul, Brazil.]. *Cadernos de saude publica / Ministerio da Saude, Fundacao Oswaldo Cruz, Escola Nacional de Saude Publica*, 21(6), 1685-1695.
- Mathur, N., Srivastava, A. K., & Rastogi, S. K. (2005). The influence of socio-economic status, lifestyle and health outcomes with body mass index in North Indian adult population. *Journal of Ecophysiology and Occupational Health*, 5(1-2), 105-111.

- Mathus-Vliegen, E. M. H. (1998). Overgewicht. II. Determinanten van overgewicht en strategieën voor preventie [Overweight. II. Determinants of overweight and strategies for prevention]. *Nederlands Tijdschrift voor Geneeskunde [Dutch Journal of Medicine]*, 142(36), 1989-1995.
- Mauny, F., Viel, J. F., Roubaux, F., Ratsimandresy, R., & Sellin, B. (2003). Blood pressure, body mass index and socio-economic status in the urban population of Antananarivo (Madagascar). *Annals of Tropical Medicine & Parasitology*, 97(6), 645-654.
- McGuire, L. C., Ahluwalia, I. B., & Strine, T. W. (2006). Chronic disease-related behaviors in U.S. older women: Behavioral risk factor surveillance system, 2003. *Journal of Women's Health*, 15(1), 3-7.
- McKee, M., Pomerleau, J., & Shapo, L. (2004). Physical Inactivity in a country in transition: A population-based survey in Tirana City, Albania. *Scandinavian Journal of Public Health*, 32(1), 60-67.
- McPherson, B. D., & Curtis, J. E. (1985). Regional differences in the physical activity patterns of Canadian adults. *Unpublished Paper*, 29.
- Mehta, P., & Shringarpure, B. (2000). Diet nutrition and health profile of elderly population of urban Baroda. *Indian Journal of Public Health*, 44(4), 124-128.
- Mei, J., Chen, Q., Sun, J., & Xiong, R. (1998). [The food habit and its affecting factors of preschool children in Guangzhou]. *Wei Sheng Yan Jiu [Journal of Hygiene Research]*, 27(5), 334-336.
- Mei, Z., Cogswell, M. E., Looker, A. C., Pfeiffer, C. M., Cusick, S. E., Lacher, D. A., & Grummer-Strawn, L. M. (2011). Assessment of iron status in US pregnant women from the national health and nutrition examination survey (NHANES), 1999-2006. *American Journal of Clinical Nutrition*, 93(6), 1312-1320.
- Merchant, V. A. (2010). Has the time come for a tax on soda pop? *Journal of Michigan Dental Association*, 92(10), 12-13.
- Mergos, G. J., & Donatos, G. S. (1989). Demand for food in Greece: An almost ideal demand system analysis. *Journal of Agricultural Economics*, 40(2), 178-184.
- Michaud, C., Baudier, F., Loundou, A., Le, B., Janvrin, M. P., & Rotily, M. (1998). Habitudes, consommations et connaissances alimentaires des Français en situation de précarité financière [Nutrition habits and food consumption in low income French people]. *Sante Publique*, 10(3), 333-347.
- Michaud, C., Baudier, F., Loundou, A., Le Bihan, G., Janvrin, M. P., & Rotily, M. (1998). [Food habits, consumption, and knowledge of a low-income French population]. *Sante Publique (Vandoeuvre-Les-Nancy)*, 10(3), 333-347.

- Milliron, B.-J. (2011). *An ecological approach to investigating the influences of obesity*. Doctoral dissertation, Arizona State University, Phoenix, AZ, United States.
- Mitchell, D., & Hoppe, M. (2006). From Marrakesh to Doha: Effects of removing food subsidies on the poor. In R. Newfarmer (Ed.), *Trade, Doha, and Development: A Window into the Issues* (pp. 341-352). Washington, D.C: World Bank.
- Mitola, A. H. (2008). *Using technology to study dietary lapse and weight loss maintenance among weight-reduced adults*. Doctoral dissertation, John Hopkins University, Baltimore, MD, United States.
- Mo, F., Turner, M., Krewski, D., & Mo Fan, D. (2005). Physical inactivity and socioeconomic status in Canadian adolescents. *International Journal of Adolescent Medicine and Health*, 17(1), 49-57.
- Mohr, M., & Pose, G. (1971). [Food consumption and calorie and nutrient intake in workers' and employees households in the German Democratic Republic as related to income]. *Nahrung*, 15(4), 343-352.
- Molina, J. A. (2002). Modelling the demand behaviour of Spanish consumers using parametric and non-parametric approaches. *Journal for Studies in Economics and Econometrics*, 26(2), 19-36.
- Mondini, L., de Moraes, S. A., de Freitas, I. C. M., & Gimeno, S. G. A. (2010). Fruit and vegetable intake by adults in Ribeirao Preto, Southeastern Brazil. *Revista de Saude Publica*, 44(4), 686-694.
- Monteiro, C. A., de Freitas, I. C., & Baratho, R. M. (1989). [Health, nutrition and the social classes: The empirical link evident in a large urban center, Brazil]. *Revista de Saude Publica*, 23(5), 422-428.
- Monteiro, C. A., Mondini, L., de Souza, A. L., & Popkin, B. M. (1995). The nutrition transition in Brazil. *European Journal of Clinical Nutrition*, 49(2), 105-113.
- Monteiro, P., Victora, C., & Barros, F. (2004). [Social, familial, and behavioral risk factors for obesity in adolescents]. *Pan American Journal of Public Health*, 16(4), 250-258.
- Morgan, K. J. (1987). Consumer demand for nutrients in food. In R. Raunika & C.-L. Huang (Eds.), *Food demand analysis: Problems, issues, and empirical evidence* (pp. 219-235). Ames: Iowa State University Press.
- Moro, D., & Moschini, G. (2002). Separable almost ideal demand system (A) *Staff General Research Papers No.5255*. Ames, IA, United States: Iowa State University Dept. of Economics.
- Mullally, C. C., Alston, J. M., Sumner, D. A., Townsend, M. S., & Vosti, S. A. (2008). Proposed modifications to the food stamp program: Likely effects and their policy

implications. In E. M. Blass (Ed.), *Obesity: Causes, mechanisms, prevention, and treatment* (pp. 319-369). Sunderland, MA: Sinauer Associates; US.

Mushi-Brunt, C. R. (2007). *Fruit and vegetable intake and weight status among pre-adolescent children: An ecological perspective*. Doctoral dissertation, Saint Louis University, Saint Louis, MO, United States.

Myres, A. W., & Kroetsch, D. (1978). The influence of family income on food consumption patterns and nutrient intake in Canada. *Canadian Journal of Public Health/Revue Canadienne de Sante Publique*, 69(3), 208-221.

Naidu, A. N., & Rao, N. P. (1994). Body mass index: A measure of the nutritional status in Indian populations. *European Journal of Clinical Nutrition*, 48(Suppl.3), s131-s140.

Narksawat, K., Punyaratabundhu, P., Podhipak, A., & Podang, J. (2003). Atheromatous risk factors among Thai labor forces by socioeconomic status. *Journal of the Medical Association of Thailand*, 86(7), 655-665.

Nayga, R. M. (1994). Impact of sociodemographic and economic factors on sodium intake in the U.S.A. *Journal of Consumer Studies and Home Economics*, 18(4), 305-314.

Nayga, R. M. (1995). Presence of children and household food expenditures at home and away from home. *Journal of Consumer Studies and Home Economics*, 19(3), 235-245.

Nelson, P. E. (1950). Relation of price to food selection. *Journal of the American Dietetic Association*, 26(10), 769-770.

Nestrick, W. (1939). *Constructional activities of adult males*. Doctoral dissertation, Columbia University, New York, NY, United States.

Neumann, A. I. D. L. C. P., Shirassu, M. M., & Fisberg, R. M. (2006). Consumo de alimentos de risco e protecao para doencas cardiovasculares entre funcionarios publicos [Consumption of protective and promotive foods in cardiovascular diseases among public employees]. *Revista de Nutricao*, 19(1), 19-28.

Neutzling, M. B., Rombaldi, A. J., Azevedo, M. R., & Hallal, P. C. (2009). Factors associated with fruit and vegetable intake among adults in a southern Brazilian city. [Portuguese] Fatores associados ao consumo de frutas, legumes e verduras em adultos de uma cidade no sul do Brasil. *Cadernos de Saude Publica*, 25(11), 2365-2374.

Ng, S. W. (2009). *Understanding changes in diet, physical activity and weight among adults in China*. Doctoral dissertation, University of North Carolina at Chapel Hill, Chapel Hill, NC, United States.

Nicholls, S. G., Williams, G., Wickins-Drazilova, D., Siani, A., De Henauw, S., Marild, S., . . . Ahrens, W. (2011). Money's too tight (to mention): Taxation and subsidisation as obesity intervention measures. *International Journal of Obesity*, 35(Suppl.), s159.

- Nicklett, E. J., Szanton, S., Sun, K., Ferrucci, L., Fried, L. P., Guralnik, J. M., & Semba, R. D. (2011). Neighborhood socioeconomic status is associated with serum carotenoid concentrations in older, community-dwelling women. *Journal of Nutrition*, 141(2), 284-289.
- Nogueira, A., Marcopito, L., Lanas, F., Galdames, D., Jialiang, W., Jing, F., . . . Valenti, L. (1994). Socio-economic status and risk factors for cardiovascular disease: A multicentre collaborative study in the International Clinical Epidemiology Network (INCLEN). *Journal of Clinical Epidemiology*, 47(12), 1401-1409.
- Nogueira, A. d. R., Alves, P. M., de Miranda, R. F., & Boechat, N. L. (1990). [Cholesterol and other cardiovascular risk factors among employees of the Universidade Federal do Rio de Janeiro. Prevalence and influence of social variables]. *Arquivos Brasileiros de Cardiologia*, 55(4), 227-232.
- Novak, N. L., & Brownell, K. D. (2011). Taxation as prevention and as a treatment for obesity: The case of sugar-sweetened beverages. *Current Pharmaceutical Design*, 17(12), 1218-1222.
- Novotny, R. (1987). Preschool child feeding, health and nutritional status in Gualaceo, Ecuador. *Archivos Latinoamericanos de Nutricion*, 37(3), 417-443.
- Ohls, J. C., & Beebout, H. (1993). *The food stamp program: Design tradeoffs, policy, and impacts: A mathematica policy reserach study (Mathematica Policy Research Study Series)*. Washington, DC: Urban Institute Press.
- Olivares, C. S., Bustos, Z. N., Lera, M. L., & Zelada, M. E. (2007). Estado nutricional, consumo de alimentos y actividad fisica en escolares mujeres de diferente nivel socioeconomico de Santiago de Chile [Nutritional status, food consumption and physical activity in female school children of different socioeconomic levels from Santiago, Chile]. *Revista Medica de Chile*, 135(1), 71-78.
- Oliver, L. N. (2008). *Examining the influence of the neighbourhood environment on childhood obesity*. Doctoral dissertation, Simon Fraser University, Surrey, BC, Canada.
- Ory, F. G., Shukla, A., Kumar, S., & Harte, J. M. (1996). Body mass index of tannery workers in Kanpur, India. *Indian Journal of Medical Research*, 103, 232-240.
- Paek, K.-W., & Hong, Y.-M. (2006). Health behavior factors affecting waist circumference as an indicator of abdominal obesity. *Yebang Uihakhoe Chi [Journal of Preventive Medicine & Public Health]* 39(1), 59-66.
- Paredes-Rojas, R. R., & Solomons, H. C. (1982). Food for thought: Impact of a supplemental nutritional program on low-income preschool children. *Pediatric Nursing*, 8(5), 315-317.
- Park, H. (2007). *Longitudinal relationships between physical activity, sedentary behaviors, and obesity in children and adolescents*. Doctoral dissertation, University of North Carolina, Chapel Hill, Chapel Hill, NC, United States.

- Pascual, C., Regidor, E., Gutierrez-Fisac, J. L., Martinez, D., Calle, M. E., & Dominguez, V. (2005). Material well-being of the province of residence and leisure-time physical inactivity. *Gaceta Sanitaria*, 19(6), 424-432.
- Patel, D., Lambert, E. V., da Silva, R., Greyling, M., Kolbe-Alexander, T., Noach, A., . . . Gaziano, T. (2011). Participation in fitness-related activities of an incentive-based health promotion program and hospital costs: A retrospective longitudinal study. *American Journal of Health Promotion*, 25(5), 341-348.
- Pearte, C. A., Gary, T. L., & Brancati, F. L. (2004). Correlates of physical activity levels in a sample of urban African Americans with type 2 diabetes. *Ethnicity & Disease*, 14(2), 198-205.
- Pedersen, K. M., & Worre-Jensen, A. L. (2006). [Obesity and health economics. Review and status]. *Ugeskrift for Laeger*, 168(2), 196-201.
- Pereira, A., Martinez, T., & Vieira, L. (2009). *Cholesterol - A epidemiological study in children and adolescents*. Paper presented at the 15th International Symposium on Atherosclerosis, Boston, MA United States.
- Pereira, R. F., Lajolo, F. M., & Hirschbruch, M. D. (2003). Consumo de suplementos por alunos de academias de ginastica em Sao Paulo [Supplement consumption among fitness center users in Sao Paulo, Brasil]. *Revista de Nutricao*, 16(3), 265-272.
- Petersen, A. M., Leet, T. L., & Brownson, R. C. (2005). Correlates of physical activity among pregnant women in the United States. *Medicine and Science in Sports and Exercise*, 37(10), 1748-1753.
- Peterson, D. C. (1991). *The effects of changes in the demographic and income distributions on the demand for food in the United States*. Doctoral dissertatoin, Cornell University, Ithica, NY, United States.
- Pinstrup-Andersen, P. (1993). Integrating political and economic considerations in programs and policies to improve nutrition: Lessons learned. In P. Pinstrup-Andersen (Ed.), *The political economy of food and nutrition policies* (pp. 225-235). Baltimore and London: Johns Hopkins University Press for the International Food Policy Research Institute.
- Pinstrup-Andersen, P., & Alderman, H. (1988). The effectiveness of consumer-oriented food subsidies in reaching rationing and income transfer goals. In P. Pinstrup-Andersen (Ed.), *Food subsidies in developing countries: Costs, benefits, and policy options* (pp. 21-35). Baltimore and London: Johns Hopkins University Press for the International Food Policy Research Institute.
- Ploeg, M. V., Mancino, L., Lin, B. H., & Guthrie, J. (2008). US Food assistance programs and trends in children's weight. *International Journal of Pediatric Obesity*, 3(1), 22-30.
- Pollitt, E. (1975). Failure to thrive: Socioeconomic, dietary intake and mother-child interaction data. *Federation Proceedings*, 34(7), 1593-1597.

- Popkin, B. M., Paeratakul, S., Zhai, F., & Ge, K. (1995). Dietary and environmental correlates of obesity in a population study in China. *Obesity research*, 3 (Suppl.2), s135-s143.
- Posner, B. E. M., Smigelski, C. G., & Krachenfels, M. M. (1987). Dietary characteristics and nutrient intake in an urban homebound population. *Journal of the American Dietetic Association*, 87(4), 452-456.
- Powell, L. M., Christopher, A., Chaloupka, F. J., O'Malley, P. M., & Johnston, L. D. (2006). Access to fast food and food prices: Relationship with fruit and vegetable consumption and overweight among adolescents. In K. Bolin & J. Cawley (Eds.), *The Economics of Obesity* (pp. 23-48). Oxford, United Kingdom: Elsevier Ltd.
- Proper, K. I., Cerin, E., & Owen, N. (2006). Neighborhood and individual socio-economic variations in the contribution of occupational physical activity to total physical activity. *Journal of Physical Activity & Health*, 3(2), 179-190.
- Pruitt, J. L., Mack, N., & Murayi, T. (1994). Patterns of sedentary lifestyle in Missouri. *Missouri Medicine*, 91(11), 675-679.
- Radhakrishna, R., & Ravi, C. (1992). Effects of growth, relative price and preferences on food and nutrition. *Indian Economic Review*, 27, 303-323.
- Raj, K. N. (1983). Prices, subsidies and access to food. *Indian Economic Review*, 18(2), 157-167.
- Rashad, I. (2006). Obesity and diabetes: The roles that prices and policies play. In K. Bolin & J. Cawley (Eds.), *The Economics of Obesity* (pp. 113-128). Oxford, United Kingdom: Elsevier Ltd.
- Raudsepp, L., & Viira, R. (2000). Sociocultural correlates of physical activity in adolescents. *Pediatric Exercise Science*, 12(1), 51-60.
- Reaburn, J. A., Krondl, M., & Lau, D. (1979). Social determinants in food selection. *Journal of the American Dietetic Association*, 74(6), 637-641.
- Reddy, B. N. (1998). Body mass index and its association with socioeconomic and behavioral variables among socioeconomically heterogeneous populations of Andhra Pradesh, India. *Human Biology*, 70(5), 901-917.
- Reddy, B. S. (1982). Public intervention in foodgrains distribution: Dual price and income transfers. *Economic Affairs*, 27(4-6), 397.
- Redwood, D., Schumacher, M. C., Lanier, A. P., Ferucci, E. D., Asay, E., Helzer, L. J., . . . Slattery, M. L. (2009). Physical activity patterns of American Indian and Alaskan Native people living in Alaska and the Southwestern United States. *American Journal of Health Promotion*, 23(6), 388-395.

Reich, C. M. (1965). *Socioeconomic factors related to household participation in community recreation*. Doctoral dissertation, Pennsylvania State University, University Park, PA, United States.

Rogers, B. L. (1988). Design and implementation considerations for consumer-oriented food subsidies. In P. Pinstup-Andersen (Ed.), *Food subsidies in developing countries: Costs, benefits, and policy options* (pp. 127-146). Baltimore and London: Johns Hopkins University Press for the International Food Policy Research Institute.

Roos, E., Prattala, R., Lahelma, E., Kleemola, P., & Pietinen, P. (1996). Modern and healthy? Socioeconomic differences in the quality of diet. *European Journal of Clinical Nutrition*, 50(11), 753-760.

Saez, N., Aleixandre, M., & Herraiz, T. (1996). Leisure sports activities. *Revista de Psicologia de la Educacion*, 20, 83-98.

Salles-Costa, R., Heilborn, M. L., Werneck, G. L., Faerstein, E., & Lopes, C. S. (2003). Genero e pratica de atividade fisica de lazer [Gender and leisure-time physical activity]. *Cadernos de saude publica / Ministerio da Saude, Fundacao Oswaldo Cruz, Escola Nacional de Saude Publica*, 19(Supl.2), s325-s333.

Salles-Costa, R., Werneck, G. L., Lopes, C. S., & Faerstein, E. (2003). Associacao entre fatores socio-demograficos e pratica de atividade fisica de lazer no Estudo Pro-Saude [The association between socio-demographic factors and leisure-time physical activity in the Pro-Saude Study]. *Cadernos de saude publica / Ministerio da Saude, Fundacao Oswaldo Cruz, Escola Nacional de Saude Publica*, 19(4), 1095-1105.

Samardzija, M. K. (2009). *Variables that may affect physical activity levels in African American females with type 2 diabetes*. Doctoral dissertation, Rush University, Chicago, IL, United States.

Santos, L. M., Assis, A. M., Martins, M. C., Araujo, M. P., Morris, S. S., & Barreto, M. L. (1996). Situacao nutricional e alimentar de pre-escolares no semi-arido da Bahia (Brasil): II--hipovitaminose A [Nutritional status of pre-school children of the semi-arid region of Bahia (Brazil): II--Vitamin A deficiency]. *Revista de Saude Publica*, 30(1), 67-74.

Santos, R., Santos, M. P., Ribeiro, J. C., & Mota, J. (2009). Physical activity and other lifestyle behaviors in a Portuguese sample of adults: Results from the Azorean Physical Activity and Health Study. *Journal of Physical Activity & Health*, 6(6), 750-759.

Saxton-Ross, A. (2009). *Physical activity and the urban form: How the built environment, residential density, residential segregation, income inequality, race, gender and education, influence physical activity in Atlanta, Georgia*. Doctoral dissertation, Howard University, Washington, DC, United States.

- Schaeffer, C. (2007). *A study of the influences of nutrition, physical activity, income, and family lifestyle choices on the overweight of elementary-age children*. Doctoral dissertation, Cardinal Stritch University, Milwaukee, WI, United States.
- Schroeter, C. (2005). *Determining the impact of food price and income changes on body weight*. Doctoral dissertation, Purdue University, Lafayette, IN, United States.
- Seclen-Palacin, J. A., & Jacoby, E. R. (2003). [Sociodemographic and environmental factors associated with sports physical activity in the urban population of Peru]. *Pan American Journal of Public Health*, 14(4), 255-264.
- Seeholzer, E., Thomas, C., Snitily, B., Clark, M., Brobbey, V., McGinty, S., . . . Mladenov, P. (2010). Fruit and vegetable consumption, attitudes and knowledge among enrollees of an urban local produce program. *Journal of General Internal Medicine*, 25, s282.
- Shah, M., Jeffery, R. W., Hannan, P. J., & Onstad, L. (1989). Relationship between socio-demographic and behaviour variables, and body mass index in a population with high-normal blood pressure: Hypertension prevention trial. *European Journal of Clinical Nutrition*, 43(9), 583-596.
- Shatenstein, B., & Ghadirian, P. (1996). Nutrient patterns and nutritional adequacy among French-Canadian children in Montreal. *Journal of the American College of Nutrition*, 15(3), 264-272.
- Shi, Y., De, G., & Morrison, H. (2011). Increasing blood pressure and its associated factors in Canadian children and adolescents from Canadian Health Measures Survey. *Canadian Journal of Diabetes*, 35 (2), 184.
- Sichieri, R., Castro, J. F. G., & Moura, A.-b. S. (2003). [Factors associated with dietary patterns in the urban Brazilian population]. *Cadernos de Saude Publica*, 19 (Suppl.1), s47-s53.
- Simonton, S. Z. (2008). Social inequalities in childhood obesity *Obesity in childhood and adolescence, Vol 1: Medical, biological, and social issues* (pp. 61-91). Westport, CT: Praeger Publishers/Greenwood Publishing Group; US.
- Sobel, R., Pandit, A., & Wolf, M. (2010). Race, literacy and hypertension control among patients in safety net clinics. *Journal of General Internal Medicine*, 25(Suppl.), s374-s375.
- Son, K. Y., Cho, B. L., & Lim, J. W. (2010). Different association of social determinants with body mass index between age groups in Korea. *Obesity Reviews*, 11, 444.
- Song, H.-J. (2008). *Development, implementation and evaluation of an urban food store intervention for Korean corner stores in Baltimore city*. Doctoral dissertation, John Hopkins University, Baltimore, MD, United States.
- Sonmez, K., Pala, S., Mutlu, B., Izgi, A., Bakal, R. B., Incedere, O., . . . Turan, F. (2004). [Distribution of risk factors according to socioeconomic status in male and female cases with coronary artery disease]. *Anadolu Kardiyoloji Dergisi*, 4(4), 301-305.

- Sousa, R. M. R. D. P., Sobral, D. P., da Paz, S. M. R. S., & Martins, M. D. C. D. C. (2007). Prevalencia de sobrepeso e obesidade entre funcionarios plantonistas de unidades de saude de Teresina, Piaui [Overweight and obesity prevalence in employees of healthcare units in Teresina, Piaui, Brazil]. *Revista de Nutricao*, 20(5), 473-482.
- Spallek, M., Turner, C., Spinks, A., Bain, C., & McClure, R. (2006). Walking to school: Distribution by age, sex and socio-economic status. *Health Promotion Journal of Australia*, 17(2), 134-138.
- Spana, T. M., Rodrigues, R. C. M., Gallani, M. C. B. J., & Mendez, R. D. R. (2010). [Physical activity behavior among coronary outpatients according to socio-demographic and clinical profile]. *Revista Brasileira de Enfermagem*, 63(5), 741-748.
- Stelmach, W., Kaczmarczyk-Chalas, K., Bielecki, W., & Drygas, W. (2004). The association between income, education, control over life and health in a large urban population of Poland. *International Journal of Occupational Medicine and Environmental Health*, 17(2), 299-310.
- Stelmach, W., Kaczmarczyk-Chalas, K., Bielecki, W., & Drygas, W. (2004). The impact of income, education and health on lifestyle in a large urban population of Poland (Cindi Programme). *International Journal of Occupational Medicine & Environmental Health*, 17(3), 393-401.
- Stevens, J., Lthorp, A., & Bradish, C. (2005). Tracking generation Y: A contemporary sport consumer profile. *Journal of Sport Management*, 19(3), 254-277.
- Stuff, J. E., Casey, P. H., Connell, C. L., Champagne, C. M., Gossett, J. M., Harsha, D., . . . Bogle, M. L. (2007). Household food insecurity and obesity, chronic disease, and chronic disease risk factors. *Journal of Hunger and Environmental Nutrition*, 1(2), 43-62.
- Sturm, R. (2010). Economic approaches to prevent obesity: Taxes, subsidies and regulation. *Obesity Reviews*, 11, 18-19.
- Subar, A. F., Heimendinger, J., Patterson, B. H., Krebs-Smith, S. M., Pivonka, E., & Kessler, R. (1995). Fruit and vegetable intake in the United States: The baseline survey of the Five A Day for Better Health Program. *American Journal of Health Promotion*, 9(5), 352-360.
- Sung, M. H., & Lim, Y. M. (2003). [The study on health promoting lifestyle of the elderly women]. *Taehan Kanho Hakhoe Chi*, 33(6), 762-771.
- Sygnowska, E., Piwonska, A., Waskiewicz, A., & Drygas, W. (2010). Factors associated with metabolic syndrome in Polish population. WOBASZ study. *European Journal of Cardiovascular Prevention and Rehabilitation*, 17(Suppl.), s45.
- Sygnowska, E., & Waskiewicz, A. (2009). Ocena rozpowszechnienia i wielkości suplementacji witaminami i składnikami mineralnymi w populacji Polskiej [Evaluation of prevalence and magnitude of vitamins and minerals supplementation in Polish population]. *Roczniki Panstwowego Zakladu Higieny [Annals of the National Institute of Hygiene]*, 60(2), 167-170.

- Szarfarc, S. C. (1979). [The adequacy of the consumption of food of animal origin and its relation to family income]. *Revista de Saude Publica*, 13(1), 26-31.
- Taks, M., Renon, R., & Vanreusel, B. (1995). Social stratification in sport: A matter of money or taste? *European Journal For Sport Management*, 2(1), 4-14.
- Tarasuk, V., Fitzpatrick, S., & Ward, H. (2010). Nutrition inequities in Canada. *Applied Physiology, Nutrition, & Metabolism (Physiologie Appliquee, Nutrition et Metabolisme)*, 35(2), 172-179.
- Taylor, O. G., Oyediran, O. A., Bamgboye, A. E., Afolabi, B. M., & Osuntokun, B. O. (1996). Profile of some risk factors for coronary heart disease in a developing country: Nigeria. *African Journal of Medicine and Medical Sciences*, 25(4), 341-346.
- Thavorn, K., Laporte, A., & Coyte, P. C. (2011). What drives the change in body mass index over a 14-year period? A panel data analysis. *Canadian Journal of Diabetes*, 35 (2), 143.
- Thompson, C. S., & Tinsley, A. W. (1978). Income expenditure elasticities for recreation: Their estimation and relation to demand for recreation. *Journal of Leisure Research*, 10(4), 265-270.
- Tomar, R. (2010). Health, fitness and economic status: A comparative study *Ovidius University Annals, Series Physical Education & Sport/Science, Movement & Health*, 10(1), 126-132.
- Tomiak, M., & Gentleman, J. F. (1993). Risk factors for hypertension as measured by the Canada Health Survey. *Health Reports*, 5(4), 419-428.
- Tosini, N. (2008). *The socioeconomic determinants and consequences of women's body mass*. Doctoral dissertation, University of Pennsylvania, Philadelphia, PA, United States.
- Townsend, M. S. (2001). *The relationships of income and food insecurity with overweight in women*. Doctoral dissertation, Pennsylvania State University, University Park, PA, United States.
- Troiano, R. P., & Flegal, K. M. (1998). Overweight children and adolescents: Description, epidemiology, and demographics. *Pediatrics*, 101(3 Pt.2), 497-504.
- Tsang, S. N., Pycz, L. A., & Herbold, N. H. (2007). Dietary supplement use among physically active multiethnic adults. *Topics in Clinical Nutrition*, 22(3), 246-257.
- Turrell, G. (1998). Determinants of healthy food choice in a population-based sample. *American Journal of Health Behavior*, 22(5), 342-357.
- Valero, G., & Jorge, N. (2006). Estimacion de elasticidades e impuestos optimos a los bienes mas consumidos en Mexico. (With English summary). *Estudios Economicos*, 21(2), 127-176.

- Vedana, E. H. B., Peres, M. A., Neves, J. d., Rocha, G. C. d., & Longo, G. Z. (2008). [Prevalence of obesity and potential causal factors among adults in southern Brazil]. *Arquivos Brasileiros de Endocrinologia e Metabologia*, 52(7), 1156-1162.
- Veloso, H. J., & da Silva, A. A. (2010). [Prevalence and factors associated with abdominal obesity and excess weight among adults from Maranhao, Brazil]. *Revista Brasileira de Epidemiologia*, 13(3), 400-412.
- Ver Ploeg, M., Mancino, L., Lin, B.-H., & Guthrie, J. (2008). US food assistance programs and trends in children's weight. *International Journal of Pediatric Obesity*, 3(1), 22-30.
- Versztovsek, R. (1984). The effect of price increases on the average food consumption and on the nutrition standards of social groups in Hungary. *Acta Oeconomica*, 32(1-2), 163-174.
- Vilar, C. M. (2010). *A study of immigration and obesity among recent Mexican immigrants to the New York city area*. Doctoral dissertation, New York University, New York, NY, United States.
- Villard, L. C., Ryden, L., Stahle, A., & Lindberg, L. C. (2007). Predictors of healthy behaviours in Swedish school children. *European Journal of Cardiovascular Prevention and Rehabilitation*, 14(3), 366-372.
- Vira, R., & Raudsepp, L. (2002). Noorukite sotsiaalpsuhholoogiliste determinantide seosed kehalise aktiivsusega seitsmenda kuni kaheksanda klassini [Associations between socio-psychological determinants and physical activity in grade 7 through 8]. *Kehakultuuriteaduskonna Teadus- ja Oppemetoodiliste Toode Kogumik*, 10, 165-178.
- von Tigerstrom, B., Larre, T., & Sauder, J. (2010). Tax incentives to promote physical activity: Policy analysis of initiatives in Canada. *Obesity Reviews*, 11, 62.
- Wandel, M. (1995). Dietary intake of fruits and vegetables in Norway: Influence of life phase and socio-economic factors. *International Journal of Food Sciences and Nutrition*, 46(3), 291-301.
- Wang, Y., Chen, C., & He, W. (2000). [Food consumption and dietary pattern in China during 1990-1998]. *Wei sheng yan jiu [Journal of Hygiene Research]*, 29(5), 288-293.
- Wang, Z., Zhai, F., He, Y., & Wang, H. (2008). [Influence of family income on dietary nutrients intake and dietary structure in China]. *Wei sheng yan jiu [Journal of Hygiene Research]*, 37(1), 62-64.
- Ward, J. O., & Almeida, A. T. (1977). Nutricao, renda e tamanho da familia: um exame da situacao nutricional em Caninde, Ceara [Nutrition, income, and family size: an examination of the nutritional situation in Caninde, Ceara]. *Revista economica do Nordeste*, 8(1), 77-94.
- Ward, J. O., & Almeida, A. T. (1977). [Nutrition, income, and family size: An examination of the nutritional situation in Caninde, Ceara]. *Revista Economica do Nordeste*, 8(1), 77-94.

- Warren, N. (2002). Sporting tax. *Taxation*, 149(3875), 680-682.
- Weninger, Q., & Just, R. (1997). Economic evaluation of food programs: The case of the farmers' market nutrition program *Staff General Research Papers No.5066*. Ames, IA, United States: Iowa State University, Dept. of Economics.
- Wilkosz, M. E. (2009). *Risk factors contributing to overweight, decreased physical activity and body dissatisfaction in California adolescents*. Doctoral dissertation, University of California at San Francisco, San Francisco, CA, United States.
- Witkos, M., Uttaburanont, M., Lang, C. D., & Arora, R. (2008). Costs of and reasons for obesity. *Journal of the CardioMetabolic Syndrome*, 3(3), 173-176.
- Wong, P., Higuera, I., & Valencia, M. E. (1984). [Relation between familial income, expenditure and food consumption in marginal urban zones of Sonora, Mexico]. *Archivos Latinoamericanos de Nutricion*, 34(2), 391-403.
- Wu, M., Guo, Z. R., Yang, J., Zhou, H., Wang, P. H., Shi, Z. M., & Hu, X. S. (2007). [Study on the risk factors of metabolic syndrome in Jiangsu province, China]. *Zhonghua liu xing bing xue za zhi [Chinese Journal of Epidemiology]*, 28(6), 536-539.
- Wyatt, C. J., & Triana Tejas, M. A. (2000). Nutrient intake and growth of preschool children from different socioeconomic regions in the city of Oaxaca, Mexico. *Annals of Nutrition and Metabolism*, 44(1), 14-20.
- Xie, B., Chou, C.-P., Spruijt-Metz, D., Reynolds, K., Clark, F., Palmer, P. H., . . . Johnson, C. (2007). Socio-demographic and economic correlates of overweight status in Chinese adolescents. *American Journal of Health Behavior*, 31(4), 339-352.
- Yen, S. T., Fang, C., & Su, S.-J. (2004). Household food demand in urban China: A censored system approach. *Journal of Comparative Economics*, 32(3), 564-585.
- Young-Shin, L., & Levy Susan, S. (2011). Gender and income associations in physical activity and blood pressure among older adults. *Journal of Physical Activity & Health*, 8(1), 1-9.
- Yu, J., & Mendell, R. (1979). Outdoor recreation dimensions and their relationships to socioeconomic variables. *Unpublished Paper*, 9.
- Yu, X., & Abler, D. (2009). The demand for food quality in rural China. *American Journal of Agricultural Economics*, 91(1), 57-69.
- Yu, Z. F. (2001). Investigation on the current sports consumption of Beijing residents. *Sports Science/Tiyu Kexue*, 21(1), 9-11, 21.
- Zaini, M. Z., Lim, C. T., Low, W. Y., & Harun, F. (2005). Factors affecting nutritional status of Malaysian primary school children. *Asia-Pacific Journal of Public Health*, 17(2), 71-80.

Zhai, F., Lu, B., Jin, S., & Popkin, B. M. (1998). [Impact of maternal income on the nutrients intake of preschool children--a case study in 8 provinces of China]. *Wei sheng yan jiu [Journal of hygiene research]*, 27(4), 269-272.

Zhao, Z. (2008). *Neighborhood effects on obesity*. Doctoral dissertation, University of Illinois at Chicago, Chicago, IL, United States.

Zheng, Y. (2008). *Economic determinants of obesity among old Americans*. Doctoral dissertation, Pardee RAND Graduate School, Santa Monica, CA, United States.

Zlot, A. I., Librett, J., Buchner, D., & Schmid, T. (2006). Environmental, transportation, social, and time barriers to physical activity. *Journal of Physical Activity & Health*, 3(1), 15-21.

Additional references (Cited in Introduction, Methods or Discussion)

Beaglehole, R., Bonita, R., Alleyne, G., Horton, R., Li, L., Lincoln, P.,...Stuckler, D. (2011). UN High-Level Meeting on Non-Communicable Diseases: addressing four questions. *The Lancet*, 378(9789), 449 -455.

Bleich, S., Cutler, D., Murray, C., & Adams, A. (2008). Why is the developed world obese? *Annual Review of Public Health*, 29, 273-295.

Cawley, J. (2004). An Economic Framework for Understanding Physical Activity and Eating Behaviors. *American Journal of Preventive Medicine*, 27(3S), 117-125.

Department of Health. (2011). *Start Active, Stay Active: A report on physical activity from the four home countries' Chief Medical Officers*. London: Department of Health.

Drummond, M.F., Sculpher, M.J., Torrance, G.W., O'Brien, B.J., & Stoddart, G.L. (2005). *Methods for the Economic Evaluation of Health Care Programmes* (3rd edition), pp.11. Oxford: Oxford University Press.

Dusenbery, D.B. (2009). *Living at Micro Scale*. Cambridge MA: Harvard University Press.

Faulkner, G., Grootendorst, P., Nguyen, V.H., Ferrence, R., Mendelson, R., Donnelly, P., & Arbour-Nicitopoulos, K. (2010). *Economic Policy, Obesity and Health: A Scoping Review*. Toronto, ON: Exercise Psychology Unit.

Giles, E.L., Adams, J., Sniehotta, F.F., McColl, E. (2012). A systematic review of the use of financial incentives to encourage uptake of healthy behaviours. *PROSPERO*: CRD42012002393.

Greenhalgh, T. & Peacock, R. (2005). Effectiveness and efficiency of search methods in systematic reviews of complex evidence: audit of primary sources. *British Medical Journal*, 331(7524), 1064-1065.

- Kelly, M.P., & Moore, T.A. (2011). Methodological, Theoretical, Infrastructural and Design Issues in Conducting Good Outcome Studies. *Review of Social Work Practice*, 21, 644-653.
- Lakdawalla, D., Philipson, T., & Bhattacharya, J. (2005). Welfare-Enhancing Technological Change and the Growth of Obesity. *American Economic Review*, 95(2): 253-257.
- Main, C., Thomas, S., Ogilvie, D., Stirk, L., Petticrew, M., Whitehead, M., & Sowden, A. (2008). Population tobacco control interventions and their effects on social inequalities in smoking: placing an equity lens on existing systematic reviews. *BMC Public Health*, 8, 178.
- Mantzari, E., Vogt, F., Shemilt, I., Wei, Y., Higgins, J., Marteau, T. (2012). Personal financial incentives doe changing habitual health-related behaviours: a systematic review and meta-analysis. *PROSPERO*: CRD42012002675.
- Noyes, J., & Lewin, S. (2011). Chapter 6: Supplemental Guidance on Selecting a Method of Qualitative Evidence Synthesis, and Integrating Qualitative Evidence with Cochrane Intervention Reviews. In: Noyes, J., Booth, A., Hannes, K., Harden, A., Harris, J., Lewin, S., & Lockwood, C. *Supplementary Guidance for Inclusion of Qualitative Research in Cochrane Systematic Reviews of Interventions, Version 1* (updated August 2011). Cochrane Collaboration Qualitative Methods Group.
- Philipson, T.J., & Posner, R.A. (1999). The Long-Run Growth in Obesity as a Function of Technological Change (NBER Working Paper 7423). Cambridge MA: National Bureau of Economic Research.
- Shemilt I., Thomas, J., Hollands, G.J., Kwan, I., O'Mara-Eves, A., Simon, A., Marteau, T.M., Jebb, S.A., Kelly, M.P., Nakamura, R., Suhrcke, M., Ogilvie, D. (In preparation). Finding needles in giant haystacks: use of text mining to reduce impractical screening workload in large-scale reviews. *Systematic Reviews*.
- Thomas, J., McNaught, J., Ananiadou, S. (2011). Applications of text mining within systematic reviews. *Research Synthesis Methods*, 2(1), 1-14.
- The World Bank. (2011). *Country and Lending Groups - List of Economies* (November 2011). Washington DC: The World Bank.
- United Nations. (2011). *Draft Political Declaration of the High-level Meeting on the prevention and control of NCDs*. New York: United Nations.
- US Office of Disease Prevention and Health Promotion. (2008). *2008 Physical Activity Guidelines for Americans*. Washington DC: Department of Health and Human Services.
- World Health Organization. (2011a). *World Health Statistics 2011*. Geneva: World Health Organization.
- World Health Organization. (2011b). *Global status report on noncommunicable diseases 2010*. Geneva: World Health Organization.

World Health Organization. (2010). *Global Recommendations on Physical Activity for Health*. Geneva: World Health Organization.

World Health Organization. (2009). *Global health risks: mortality and burden of disease attributable to selected major risks*. Geneva: World Health Organization.

World Health Organization. (2004). *Global Strategy on Diet, Physical Activity and Health*. Geneva: World Health Organization.

World Health Organization. (2003). *Diet, Nutrition and the Prevention of Non-Communicable Diseases* (WHO Technical Report Series 916). Geneva: World Health Organization.

Appendix I. Search Strategies, Search Dates and Yields

MEDLINE (Ovid). 1948 to June Wk 5 2011. 11/07/2011: 432,641 Records.

1. exp diet/
2. exp diet therapy/
3. exp food/
4. exp beverages/
5. food habits/
6. food preferences/
7. fasting/
8. adolescent nutritional physiological phenomena/
9. elder nutritional physiological phenomena/
10. exp food industry/
11. exp hunger/
12. exp appetite regulation/
13. exp appetite/
14. exp digestion/
15. exp eating/
16. exp eating disorders/
17. exp child nutrition disorders/
18. exp infant nutrition disorders/
19. nutritional requirements/
20. nutritional status/
21. nutrition assessment/
22. nutrition disorders/
23. exp nutritive value/
24. (nutri\$ or calori\$ or diet\$ or food\$ or eat\$ or meal\$ or snack\$ or cook\$ or restaurant\$ or supermarket\$ or cafe\$).ti,ab.
25. ((drink\$ or beverage\$) not alcohol\$).ti,ab.
26. or/1-25
27. physical exertion/
28. exp human activities/
29. exp leisure activities/
30. exp locomotion/
31. exp physical education/
32. lifestyle/
33. sedentary lifestyle/
34. yoga/
35. fitness centers/
36. motor activity/
37. (physical\$ adj5 (exercis\$ or train\$ or activit\$ or fit\$ or endur\$)).ti,ab.
38. (aerobic adj5 (exercis\$ or train\$ or activit\$ or fit\$ or endur\$)).ti,ab.
39. (strength\$ adj5 (exercis\$ or train\$ or activit\$ or fit\$ or endur\$)).ti,ab.
40. (flexib\$ adj5 (exercis\$ or train\$ or activit\$ or fit\$ or endur\$)).ti,ab.
41. (balanc\$ adj5 (exercis\$ or train\$ or activit\$ or fit\$ or endur\$)).ti,ab.
42. (exercise\$ adj5 (train\$ or activit\$ or fit\$ or endur\$)).ti,ab.

43. ((occupation\$ or work\$ or recreation\$2 or leisure or play or household or home or domestic or commut\$3 or transport\$) adj5 (energ\$ or exercis\$ or train\$ or activit\$ or fit\$ or endur\$)).ti,ab.
44. ((walk\$3 or hike or hiking or climbing or run\$3 or jog\$3 or swim\$1 or swimming or bicycl\$3 or cycl\$3 or bike\$1 or biking or gym\$ or rowing or canoe\$ or kayak\$ or sailing or windsurf\$3 or surf\$3 or diving or sport\$3 or rollerblading or rollerskating or skating or skiing or yoga or pilates or calisthenics or (jump\$3 adj rope\$1) or (lift\$3 adj weight\$1) or circuit or resistance or resilience or dance or dancing or fishing or hunting or shooting) adj5 (energ\$ or exercis\$ or train\$ or activit\$ or fit\$ or endur\$)).ti,ab.
45. (led walk\$ or health walk\$).ti,ab.
46. ((leisure or fitness) adj5 (centre\$ or center\$ or facilit\$)).ti,ab.
47. (fitness adj class\$).ti,ab.
48. (fitness adj (regime\$ or program\$)).ti,ab.
49. cardiorespiratory fitness.ti,ab.
50. aerobic capacity.ti,ab.
51. (intensity adj2 (rest or quiet or light or moderate or vigorous)).ti,ab.
52. ((car or cars or bus or buses or train or trains or transport\$) and (energ\$ or activit\$ or exercis\$)).ti,ab.
53. (active adj (travel\$4 or transport\$ or commut\$)).tw.
54. ((promot\$ or uptak\$ or encourag\$ or increas\$ or start\$ or adher\$ or sustain\$ or maintain\$) adj5 gym\$).ti,ab.
55. ((promot\$ or uptak\$ or encourag\$ or increas\$ or start\$ or adher\$ or sustain\$ or maintain\$) adj5 physical activit\$).ti,ab.
56. ((promot\$ or uptak\$ or encourag\$ or increas\$ or start\$ or adher\$ or sustain\$ or maintain\$) adj5 (circuit\$ or aqua\$)).ti,ab.
57. ((promot\$ or uptak\$ or encourag\$ or increas\$ or start\$ or adher\$ or sustain\$ or maintain\$) adj5 (exercis\$ or exertion or keep fit or fitness class or yoga or aerobic\$)).ti,ab.
58. ((decreas\$ or reduc\$ or discourag\$) adj5 (sedentary or deskbound or inactiv\$)).ti,ab.
59. (exercis\$ adj aerobic\$).tw.
60. (physical\$ adj5 (fit\$ or train\$ or activ\$ or endur\$)).tw.
61. (exercis\$ adj5 (train\$ or physical\$ or activ\$)).tw.
62. ((lifestyle or life-style) adj5 physical\$).tw.
63. ((lifestyle or life-style) adj5 activ\$).tw.
64. or/27-63
65. 26 or 64
66. (risk\$ adj4 (non-communicable or non communicable or chronic)).ti,ab.
67. blood pressure/
68. hypertension/
69. blood glucose/
70. hyperglycemia/
71. cholesterol/
72. cholesterol, dietary/
73. cholesterol, hdl/
74. cholesterol, ldl/
75. cholesterol, vldl/
76. cholesterol esters/
77. hypercholesteremia/
78. exp hyperlipidemias/
79. exp body weight changes/

80. harm reduction/
81. exp overnutrition/
82. exp overweight/
83. exp obesity/
84. (overweight or over weight).ti,ab.
85. adipos\$.ti,ab.
86. fat overload syndrome\$.ti,ab.
87. (overeate or over eat).ti,ab.
88. weight cycling.ti,ab.
89. weight reduc\$.ti,ab.
90. weight losing.ti,ab.
91. weight maint\$.ti,ab.
92. weight decreas\$.ti,ab.
93. weight watch\$.ti,ab.
94. weight control\$.ti,ab.
95. weight gain.ti,ab.
96. weight loss.ti,ab.
97. weight chang\$.ti,ab.
98. (bmi or obes\$ or overweight or (blood adj pressure) or hypertensi\$ or (blood adj glucose) or hyperglyc?mi\$ or cholester\$ or hypercholester\$ or hyperlipid?emia\$).ti,ab.
99. or/66-98
100. (economic\$ or financ\$ or cost or costs or costing or pric\$ or monetis\$ or income\$ or wage\$ or salar\$ or (expenditure\$ not energy) or time\$).ti,ab.
101. (tax\$ or subsid\$ or credit\$ or (((cash or income) adj2 transfer) or payment) or (welfare adj benefit\$) or incentiv\$ or disincentiv\$ or remunerat\$ or retail\$ or sale\$ or promo\$ or consumer\$ or consumption\$ or purchas\$ or shop\$ or buy\$).ti,ab.
102. ((product or good or service or market) adj (innovat\$ or develop\$ or efficien\$ or quality)).ti,ab.
103. or/100-102
104. 65 and 103
105. 99 and 103
106. 104 or 105
107. animals/
108. humans/ and animals/
109. 107 not 108
110. 106 not 109

EMBASE (Ovid). 1980 to 2011 Wk 27. 12/07/2011: 619,990 Records.

1. exp diet/
2. exp diet therapy/
3. exp food/
4. exp beverage/ not alcoholic beverage/
5. exp feeding behavior/
6. exp dietary intake/ not alcohol consumption/
7. exp food intake/
8. exp child nutrition/
9. exp food handling/

10. exp food processing/
11. exp hunger/
12. exp digestion/
13. exp eating disorder/
14. exp nutritional disorder/
15. nutritional requirement/
16. nutritional status/
17. nutritional assessment/
18. nutritional value/
19. (nutri\$ or calori\$ or diet\$ or food\$ or eat\$ or meal\$ or snack\$ or cook\$ or restaurant\$ or supermarket\$ or cafe\$).ti,ab.
20. ((drink\$ or beverage\$) not alcohol\$).ti,ab.
21. or/1-20
22. exp exercise/
23. exp physical activity/
24. exp human activities/
25. exp recreation/
26. exp leisure/
27. exp locomotion/
28. exp physical education/
29. exp lifestyle/
30. sedentary lifestyle/
31. exp fitness/
32. health center/
33. yoga/
34. motor activity/
35. (physical\$ adj5 (exercis\$ or train\$ or activit\$ or fit\$ or endur\$)).ti,ab.
36. (aerobic adj5 (exercis\$ or train\$ or activit\$ or fit\$ or endur\$)).ti,ab.
37. (strength\$ adj5 (exercis\$ or train\$ or activit\$ or fit\$ or endur\$)).ti,ab.
38. (flexib\$ adj5 (exercis\$ or train\$ or activit\$ or fit\$ or endur\$)).ti,ab.
39. (balanc\$ adj5 (exercis\$ or train\$ or activit\$ or fit\$ or endur\$)).ti,ab.
40. (exercise\$ adj5 (train\$ or activit\$ or fit\$ or endur\$)).ti,ab.
41. ((occupation\$ or work\$ or recreation\$2 or leisure or play or household or home or domestic or commut\$3 or transport\$) adj5 (energ\$ or exercis\$ or train\$ or activit\$ or fit\$ or endur\$)).ti,ab.
42. ((walk\$3 or hike or hiking or climbing or run\$3 or jog\$3 or swim\$1 or swimming or bicycl\$3 or cycl\$3 or bike\$1 or biking or gym\$ or rowing or canoe\$ or kayak\$ or sailing or windsurf\$3 or surf\$3 or diving or sport\$3 or rollerblading or rollerskating or skating or skiing or yoga or pilates or calisthenics or (jump\$3 adj rope\$1) or (lift\$3 adj weight\$1) or circuit or resistance or resilience or dance or dancing or fishing or hunting or shooting) adj5 (energ\$ or exercis\$ or train\$ or activit\$ or fit\$ or endur\$)).ti,ab.
43. (led walk\$ or health walk\$).ti,ab.
44. ((leisure or fitness) adj5 (centre\$ or center\$ or facilit\$)).ti,ab.
45. (fitness adj class\$).ti,ab.
46. (fitness adj (regime\$ or program\$)).ti,ab.
47. cardiorespiratory fitness.ti,ab.
48. aerobic capacity.ti,ab.
49. (intensity adj2 (rest or quiet or light or moderate or vigorous)).ti,ab.

50. ((car or cars or bus or buses or train or trains or transport\$) and (energ\$ or activit\$ or exercis\$)).ti,ab.
51. (active adj (travel\$4 or transport\$ or commut\$)).tw.
52. ((promot\$ or uptak\$ or encourag\$ or increas\$ or start\$ or adher\$ or sustain\$ or maintain\$) adj5 gym\$).ti,ab.
53. ((promot\$ or uptak\$ or encourag\$ or increas\$ or start\$ or adher\$ or sustain\$ or maintain\$) adj5 physical activit\$).ti,ab.
54. ((promot\$ or uptak\$ or encourag\$ or increas\$ or start\$ or adher\$ or sustain\$ or maintain\$) adj5 (circuit\$ or aqua\$)).ti,ab.
55. ((promot\$ or uptak\$ or encourag\$ or increas\$ or start\$ or adher\$ or sustain\$ or maintain\$) adj5 (exercis\$ or exertion or keep fit or fitness class or yoga or aerobic\$)).ti,ab.
56. ((decreas\$ or reduc\$ or discourag\$) adj5 (sedentary or deskbound or inactiv\$)).ti,ab.
57. (exercis\$ adj aerobic\$).tw.
58. (physical\$ adj5 (fit\$ or train\$ or activ\$ or endur\$)).tw.
59. (exercis\$ adj5 (train\$ or physical\$ or activ\$)).tw.
60. ((lifestyle or life-style) adj5 physical\$).tw.
61. ((lifestyle or life-style) adj5 activ\$).tw.
62. or/22-61
63. 21 or 62
64. (risk\$ adj4 (non-communicable or non communicable or chronic)).ti,ab.
65. blood pressure/
66. hypertension/
67. glucose blood level/
68. hyperglycemia/
69. cholesterol/
70. cholesterol intake/
71. high density lipoprotein cholesterol/
72. low density lipoprotein cholesterol/
73. very low density lipoprotein cholesterol/
74. hypercholesterolemia/
75. exp hyperlipidemia/
76. weight change/
77. harm reduction/
78. exp overnutrition/
79. exp obesity/
80. (overweight or over weight).ti,ab.
81. adipos\$.ti,ab.
82. fat overload syndrome\$.ti,ab.
83. (overeate or over eat).ti,ab.
84. weight cycling.ti,ab.
85. weight reduc\$.ti,ab.
86. weight losing.ti,ab.
87. weight maint\$.ti,ab.
88. weight decreas\$.ti,ab.
89. weight watch\$.ti,ab.
90. weight control\$.ti,ab.
91. weight gain.ti,ab.
92. weight loss.ti,ab.
93. weight chang\$.ti,ab.

94. (bmi or obes\$ or overweight or (blood adj pressure) or hypertensi\$ or (blood adj glucose) or hyperglyc?mi\$ or cholester\$ or hypercholester\$ or hyperlipid?emia\$).ti,ab.
95. or/64-94
96. (economic\$ or financ\$ or cost or costs or costing or pric\$ or monetis\$ or income\$ or wage\$ or salar\$ or (expenditure\$ not energy) or time\$).ti,ab.
97. (tax\$ or subsid\$ or credit\$ or (((cash or income) adj2 transfer) or payment) or (welfare adj benefit\$) or incentiv\$ or disincentiv\$ or remunerat\$ or retail\$ or sale\$ or promo\$ or consumer\$ or consumption\$ or purchas\$ or shop\$ or buy\$).ti,ab.
98. ((product or good or service or market) adj (innovat\$ or develop\$ or efficien\$ or quality)).ti,ab.
99. or/96-98
100. 63 and 99
101. 95 and 99
102. 100 or 101
103. animal/
104. human/ and animal/
105. 103 not 104
106. 102 not 105

PsycINFO (Ovid). 1806 to July WK2 2011. 19/07/2011: 68,659 Records.

1. exp diets/
2. exp food/
3. "beverages (nonalcoholic)"/
4. food preferences/
5. food intake/
6. eating behavior/
7. drinking behavior/
8. nutrition/
9. exp appetite/
10. digestion/
11. dietary restraint/
12. binge eating/
13. eating attitudes/
14. "rumination (eating)"/
15. satiation/
16. exp nutritional deficiencies/
17. exp eating disorders/
18. dietary supplements/
19. (nutri\$ or calor\$ or diet\$ or food\$ or eat\$ or meal\$ or snack\$ or cook\$ or restaurant\$ or supermarket\$ or cafe\$).ti,ab.
20. ((drink\$ or beverage\$) not alcohol\$).ti,ab.
21. or/1-20
22. exp physical activity/
23. physical health/
24. physical education/
25. physical fitness/
26. physical endurance/

27. physical strength/
28. physical agility/
29. physical dexterity/
30. leisure time/
31. exp recreation/
32. exp lifestyle/
33. locomotion/
34. exp motor processes/
35. "activities of daily living"/
36. daily activities/
37. exp sports/
38. sports medicine/
39. athletic performance/
40. exp athletes/
41. athletic training/
42. energy expenditure/
43. (physical\$ adj5 (exercis\$ or train\$ or activit\$ or fit\$ or endur\$)).ti,ab.
44. (aerobic adj5 (exercis\$ or train\$ or activit\$ or fit\$ or endur\$)).ti,ab.
45. (strength\$ adj5 (exercis\$ or train\$ or activit\$ or fit\$ or endur\$)).ti,ab.
46. (flexib\$ adj5 (exercis\$ or train\$ or activit\$ or fit\$ or endur\$)).ti,ab.
47. (balanc\$ adj5 (exercis\$ or train\$ or activit\$ or fit\$ or endur\$)).ti,ab.
48. (exercise\$ adj5 (train\$ or activit\$ or fit\$ or endur\$)).ti,ab.
49. ((occupation\$ or work\$ or recreation\$2 or leisure or play or household or home or domestic or commut\$3 or transport\$) adj5 (energ\$ or exercis\$ or train\$ or activit\$ or fit\$ or endur\$)).ti,ab.
50. ((walk\$3 or hike or hiking or climbing or run\$3 or jog\$3 or swim\$1 or swimming or bicycl\$3 or cycl\$3 or bike\$1 or biking or gym\$ or rowing or canoe\$ or kayak\$ or sailing or windsurf\$3 or surf\$3 or diving or sport\$3 or rollerblading or rollerskating or skating or skiing or yoga or pilates or calisthenics or (jump\$3 adj rope\$1) or (lift\$3 adj weight\$1) or circuit or resistance or resilience or dance or dancing or fishing or hunting or shooting) adj5 (energ\$ or exercis\$ or train\$ or activit\$ or fit\$ or endur\$)).ti,ab.
51. (led walk\$ or health walk\$).ti,ab.
52. ((leisure or fitness) adj5 (centre\$ or center\$ or facilit\$)).ti,ab.
53. (fitness adj class\$).ti,ab.
54. (fitness adj (regime\$ or program\$)).ti,ab.
55. cardiorespiratory fitness.ti,ab.
56. aerobic capacity.ti,ab.
57. (intensity adj2 (rest or quiet or light or moderate or vigorous)).ti,ab.
58. ((car or cars or bus or buses or train or trains or transport\$) and (energ\$ or activit\$ or exercis\$)).ti,ab.
59. (active adj (travel\$4 or transport\$ or commut\$)).tw.
60. ((promot\$ or uptak\$ or encourag\$ or increas\$ or start\$ or adher\$ or sustain\$ or maintain\$) adj5 gym\$).ti,ab.
61. ((promot\$ or uptak\$ or encourag\$ or increas\$ or start\$ or adher\$ or sustain\$ or maintain\$) adj5 physical activit\$).ti,ab.
62. ((promot\$ or uptak\$ or encourag\$ or increas\$ or start\$ or adher\$ or sustain\$ or maintain\$) adj5 (circuit\$ or aqua\$)).ti,ab.
63. ((promot\$ or uptak\$ or encourag\$ or increas\$ or start\$ or adher\$ or sustain\$ or maintain\$) adj5 (exercis\$ or exertion or keep fit or fitness class or yoga or aerobic\$)).ti,ab.

64. ((decreas\$ or reduc\$ or discourag\$) adj5 (sedentary or deskbound or inactiv\$)).ti,ab.
65. (exercis\$ adj aerobic\$).tw.
66. (physical\$ adj5 (fit\$ or train\$ or activ\$ or endur\$)).tw.
67. (exercis\$ adj5 (train\$ or physical\$ or activ\$)).tw.
68. ((lifestyle or life-style) adj5 physical\$).tw.
69. ((lifestyle or life-style) adj5 activ\$).tw.
70. or/22-69
71. 21 or 70
72. (risk\$ adj4 (non-communicable or non communicable or chronic)).ti,ab.
73. exp blood pressure/
74. exp hypertension/
75. blood sugar/
76. hyperglycemia/
77. cholesterol/
78. exp overweight/
79. weight gain/
80. weight loss/
81. "obesity (attitudes toward)"/
82. weight control/
83. body fat/
84. body mass index/
85. lipid metabolism/
86. harm reduction/
87. (overweight or over weight).ti,ab.
88. adipos\$.ti,ab.
89. (overeate or over eat).ti,ab.
90. weight cycling.ti,ab.
91. weight reduc\$.ti,ab.
92. weight losing.ti,ab.
93. weight maint\$.ti,ab.
94. weight decreas\$.ti,ab.
95. weight watch\$.ti,ab.
96. weight control\$.ti,ab.
97. weight gain.ti,ab.
98. weight loss.ti,ab.
99. weight chang\$.ti,ab.
100. (bmi or obes\$ or overweight or (blood adj pressure) or hypertensi\$ or (blood adj glucose) or hyperglyc?mi\$ or cholester\$ or hypercholester\$ or hyperlipid?emia\$).ti,ab.
101. or/72-100
102. (economic\$ or financ\$ or cost or costs or costing or pric\$ or monetis\$ or income\$ or wage\$ or salar\$ or (expenditure\$ not energy) or time\$).ti,ab.
103. (tax\$ or subsid\$ or credit\$ or (((cash or income) adj2 transfer) or payment) or (welfare adj benefit\$) or incentiv\$ or disincentiv\$ or remunerat\$ or retail\$ or sale\$ or promo\$ or consumer\$ or consumption\$ or purchas\$ or shop\$ or buy\$).ti,ab.
104. ((product or good or service or market) adj (innovat\$ or develop\$ or efficien\$ or quality)).ti,ab.
105. or/102-104
106. 71 and 105
107. 101 and 105

108. 106 or 107
109. exp animals/
110. 108 not 109

EconLit (EBSCO). 1886 to July 2011. 21/07/2011: 152,188 Records

(TI ((nutri* or kalori* or diet* or food* or eat* or meal* or snack* or cook* or restaurant* or supermarket* or cafe*)) or AB ((nutri* or kalori* or diet* or food* or eat* or meal* or snack* or cook* or restaurant* or supermarket* or cafe*)) or TI (((drink* or beverage*) not alcohol*)) or AB (((drink* or beverage*) not alcohol*)) or TI ((exercise* or train* or activit* or fit* or endur* or exertion or aerobic or strength* or flexib* or balance* or recreation* or leisure or play or energ* or walk* or hike or hiking or climbing or run* or jog* or swim* or aqua* or bicycl* or cycl* or bike* or biking or gym* or rowing or canoe* or kayak* or sailing or windsurf* or surf* or diving or sport* or rollerblading or rollerskating or skating or skiing or yoga or pilates or calisthenics or jump* or lift* or circuit or resistance or resilience or dance or dancing or fishing or hunting or shooting or cardiorespiratory or sedentary or deskbound or inactiv*)) or AB ((exercise* or train* or activit* or fit* or endur* or exertion or aerobic or strength* or flexib* or balance* or recreation* or leisure or play or energ* or walk* or hike or hiking or climbing or run* or jog* or swim* or aqua* or bicycl* or cycl* or bike* or biking or gym* or rowing or canoe* or kayak* or sailing or windsurf* or surf* or diving or sport* or rollerblading or rollerskating or skating or skiing or yoga or pilates or calisthenics or jump* or lift* or circuit or resistance or resilience or dance or dancing or fishing or hunting or shooting or cardiorespiratory or sedentary or deskbound or inactiv*)) or TI ((non-communicable or "non communicable" or chronic or weight* or overweight or "over weight" or overeat or "over eat" or bmi or obes* or "blood pressure" or hypertensi* or "blood glucose" or hyperglyc?mi* or cholester* or hypercholester* or hyperlipid?emia*)) or AB ((non-communicable or "non communicable" or chronic or weight* or overweight or "over weight" or overeat or "over eat" or bmi or obes* or "blood pressure" or hypertensi* or "blood glucose" or hyperglyc?mi* or cholester* or hypercholester* or hyperlipid?emia*))) AND (TI ((econom* or finance* or cost or costs or costing or pric* or monetis* or income* or wage* or salar* or expenditure* or time* or tax* or subsid* or credit* or cash or transfer or payment or welfare or benefit* or incentiv* or disincentiv* or remunerat* or retail* or sale* or promo* or consumer* or consumption* or purchas* or shop* or buy* or product* or good* or service* or market*)) or AB ((econom* or finance* or cost or costs or costing or pric* or monetis* or income* or wage* or salar* or expenditure* or time* or tax* or subsid* or credit* or cash or transfer or payment or welfare or benefit* or incentiv* or disincentiv* or remunerat* or retail* or sale* or promo* or consumer* or consumption* or purchas* or shop* or buy* or product* or good* or service* or market*)))

SPORTDiscus with Full Text (EBSCO). 1800 to July 2011. 01/08/2011: 90,526 Records.

(TI ((nutri* or kalori* or diet* or food* or eat* or meal* or snack* or cook* or restaurant* or supermarket* or cafe*)) or AB ((nutri* or kalori* or diet* or food* or eat* or meal* or snack* or cook* or restaurant* or supermarket* or cafe*)) or TI (((drink* or beverage*) not alcohol*)) or AB (((drink* or beverage*) not alcohol*)) or TI ((exercise* or train* or

activit* or fit* or endur* or exertion or aerobic or strength* or flexib* or balance* or
 recreation* or leisure or play or energ* or walk* or hike or hiking or climbing or run* or
 jog* or swim* or aqua* or bicycl* or cycl* or bike* or biking or gym* or rowing or canoe*
 or kayak* or sailing or windsurf* or surf* or diving or sport* or rollerblading or
 rollerskating or skating or skiing or yoga or pilates or calisthenics or jump* or lift* or circuit
 or resistance or resilience or dance or dancing or fishing or hunting or shooting or
 cardiorespiratory or sedentary or deskbound or inactiv*) or AB ((exercise* or train* or
 activit* or fit* or endur* or exertion or aerobic or strength* or flexib* or balance* or
 recreation* or leisure or play or energ* or walk* or hike or hiking or climbing or run* or
 jog* or swim* or aqua* or bicycl* or cycl* or bike* or biking or gym* or rowing or canoe*
 or kayak* or sailing or windsurf* or surf* or diving or sport* or rollerblading or
 rollerskating or skating or skiing or yoga or pilates or calisthenics or jump* or lift* or circuit
 or resistance or resilience or dance or dancing or fishing or hunting or shooting or
 cardiorespiratory or sedentary or deskbound or inactiv*) or TI ((non-communicable or
 "non communicable" or chronic or weight* or overweight or "over weight" or overeat or
 "over eat" or bmi or obes* or "blood pressure" or hypertensi* or "blood glucose" or
 hyperglyc?mi* or cholester* or hypercholester* or hyperlipid?emia*)) or AB ((non-
 communicable or "non communicable" or chronic or weight* or overweight or "over
 weight" or overeat or "over eat" or bmi or obes* or "blood pressure" or hypertensi* or
 "blood glucose" or hyperglyc?mi* or cholester* or hypercholester* or hyperlipid?emia*))
 AND (TI ((econom* or finance* or cost or costs or costing or pric* or monetis* or
 income* or wage* or salar* or expenditure* or time* or tax* or subsid* or credit* or cash
 or transfer or payment or welfare or benefit* or incentiv* or disincentiv* or remunerat* or
 retail* or sale* or promo* or consumer* or consumption* or purchas* or shop* or buy* or
 product* or good* or service* or market*)) or AB ((econom* or finance* or cost or costs
 or costing or pric* or monetis* or income* or wage* or salar* or expenditure* or time* or
 tax* or subsid* or credit* or cash or transfer or payment or welfare or benefit* or incentiv*
 or disincentiv* or remunerat* or retail* or sale* or promo* or consumer* or consumption*
 or purchas* or shop* or buy* or product* or good* or service* or market*))

ASSIA: Applied Social Sciences Index and Abstracts (CSA Illumina). 1987 to 2
 August 2011. 02/08/2011: 56,523 Records.

((KW=(nutri*) or KW=(calori*) or KW=(diet*) or KW=(food*) or KW=(eat*) or
 KW=(meal*) or KW=(snack*) or KW=(cook*) or KW=(restaurant*) or
 KW=(supermarket*) or KW=("café") or KW=(cafe) or ((KW=(drink*) or
 KW=(beverage*)) not KW=(alcohol*)) or KW=(exercise*) or KW=(train*) or
 KW=(activit*) or KW=(fit*) or KW=(endur*) or KW=(exertion) or KW=(aerobic) or
 KW=(strength*) or KW=(flexib*) or KW=(balance*) or KW=(recreation*) or
 KW=(leisure) or KW=(play) or KW=(energ*) or KW=(walk*) or KW=(hike) or
 KW=(hiking) or KW=(climbing) or KW=(run*) or KW=(jog*) or KW=(swim*) or
 KW=(aqua*) or KW=(bicycl*) or KW=(cycl*) or KW=(bike*) or KW=(biking) or
 KW=(gym*) or KW=(rowing) or KW=(canoe*) or KW=(kayak*) or KW=(sailing) or
 KW=(windsurf*) or KW=(surf*) or KW=(diving) or KW=(sport*) or KW=(rollerblading)
 or KW=(rollerskating) or KW=(skating) or KW=(skiing) or KW=(yoga) or KW=(pilates) or
 KW=(calisthenics) or KW=(jump*) or KW=(lift*) or KW=(gym*) or KW=(circuit) or
 KW=(resistance) or KW=(resilience) or KW=(dance) or KW=(dancing) or KW=(fishing)
 or KW=(hunting) or KW=(shooting) or KW=(cardiorespiratory) or KW=(sedentary) or

KW=(deskbound) or KW=(inactiv*) or KW=("non-communicable") or KW=("non communicable") or KW=(chronic) or KW=(weight*) or KW=(overweight) or KW=("over weight") or KW=(overeat) or KW=("over eat") or KW=(bmi) or KW=(obes*) or KW=("blood pressure") or KW=(hypertensi*) or KW=("blood glucose") or KW=(hyperglyc?mi*) or KW=(cholester*) or KW=(hypercholester*) or KW=(hyperlipid?emia*)) and (KW=(econom*) or KW=(finance*) or KW=(cost) or KW=(costs) or KW=(costing) or KW=(pric*) or KW=(monetis*) or KW=(income*) or KW=(wage*) or KW=(salar*) or KW=(expenditure*) or KW=(time*) or KW=(tax*) or KW=(subsid*) or KW=(credit*) or KW=(cash) or KW=(transfer) or KW=(payment) or KW=(welfare) or KW=(benefit*) or KW=(incentiv*) or KW=(disincentiv*) or KW=(remunerat*) or KW=(retail*) or KW=(sale*) or KW=(promo*) or KW=(consumer*) or KW=(consumption*) or KW=(purchas*) or KW=(shop*) or KW=(buy*) or KW=(product*) or KW=(good*) or KW=(service*) or KW=(market*)) not (KW=(animal model*) or KW=(animal*) or KW=(animal experiment*) or KW=(animal disease model*) or KW=(laboratory animal*))

The Cochrane Library (Wiley Online Library). 03/08/2011.

Cochrane Database of Systematic Reviews: 2,427 Records.

Database of Abstracts of Reviews of Effects: 171 Records.

Health Technology Assessment Database: 139 Records.

NHS Economic Evaluations Database: 1,164 Records.

- #1 MeSH descriptor Diet explode all trees
- #2 MeSH descriptor Diet Therapy explode all trees
- #3 MeSH descriptor Food explode all trees
- #4 MeSH descriptor Beverages explode all trees
- #5 MeSH descriptor Food Habits, this term only
- #6 MeSH descriptor Food Preferences, this term only
- #7 MeSH descriptor Fasting, this term only
- #8 MeSH descriptor Adolescent Nutritional Physiological Phenomena, this term only
- #9 MeSH descriptor Elder Nutritional Physiological Phenomena, this term only
- #10 MeSH descriptor Food Industry explode all trees
- #11 MeSH descriptor Hunger explode all trees
- #12 MeSH descriptor Appetite Regulation explode all trees
- #13 MeSH descriptor Appetite explode all trees
- #14 MeSH descriptor Digestion explode all trees
- #15 MeSH descriptor Eating explode all trees
- #16 MeSH descriptor Eating Disorders explode all trees
- #17 MeSH descriptor Child Nutrition Disorders explode all trees
- #18 MeSH descriptor Infant Nutrition Disorders explode all trees
- #19 MeSH descriptor Nutritional Requirements, this term only
- #20 MeSH descriptor Nutritional Status, this term only
- #21 MeSH descriptor Nutrition Assessment, this term only
- #22 MeSH descriptor Nutrition Disorders, this term only
- #23 MeSH descriptor Nutritive Value explode all trees
- #24 (nutri* or calori* or diet* or food* or eat* or meal* or snack* or cook* or restaurant* or supermarket* or cafe*):ti

- #25 (nutri* or calori* or diet* or food* or eat* or meal* or snack* or cook* or restaurant* or supermarket* or cafe*):ab
- #26 ((drink* or beverage*) not alcohol*):ti
- #27 ((drink* or beverage*) not alcohol*):ab
- #28 (#1 OR #2 OR #3 OR #4 OR #5 OR #6 OR #7 OR #8 OR #9 OR #10 OR #11 OR #12 OR #13 OR #14 OR #15 OR #16 OR #17 OR #18 OR #19 OR #20 OR #21 OR #22 OR #23 OR #24 OR #25 OR #26 OR #27)
- #29 MeSH descriptor Physical Exertion, this term only
- #30 MeSH descriptor Human Activities explode all trees
- #31 MeSH descriptor Leisure Activities explode all trees
- #32 MeSH descriptor Locomotion explode all trees
- #33 MeSH descriptor Physical Education and Training explode all trees
- #34 MeSH descriptor Life Style, this term only
- #35 MeSH descriptor Sedentary Lifestyle, this term only
- #36 MeSH descriptor Yoga, this term only
- #37 MeSH descriptor Fitness Centers, this term only
- #38 MeSH descriptor Motor Activity, this term only
- #39 (exercise* or train* or activit* or fit* or endur* or exertion or aerobic or strength* or flexib* or balance* or recreation* or leisure or play or energ* or walk* or hike or hiking or climbing or run* or jog* or swim* or aqua* or bicycl* or cycl* or bike* or biking or gym* or rowing or canoe* or kayak* or sailing or windsurf* or surf* or diving):ti
- #40 (exercise* or train* or activit* or fit* or endur* or exertion or aerobic or strength* or flexib* or balance* or recreation* or leisure or play or energ* or walk* or hike or hiking or climbing or run* or jog* or swim* or aqua* or bicycl* or cycl* or bike* or biking or gym* or rowing or canoe* or kayak* or sailing or windsurf* or surf* or diving):ab
- #41 (sport* or rollerblading or rollerskating or skating or skiing or yoga or pilates or calisthenics or jump* or lift* or gym* or circuit or resistance or resilience or dance or dancing or fishing or hunting or shooting or cardiorespiratory or sedentary or deskbound or inactiv*):ti
- #42 (sport* or rollerblading or rollerskating or skating or skiing or yoga or pilates or calisthenics or jump* or lift* or gym* or circuit or resistance or resilience or dance or dancing or fishing or hunting or shooting or cardiorespiratory or sedentary or deskbound or inactiv*):ab
- #43 (#29 OR #30 OR #31 OR #32 OR #33 OR #34 OR #35 OR #36 OR #37 OR #38 OR #39 OR #40 OR #41 OR #42)
- #44 MeSH descriptor Blood Pressure, this term only
- #45 MeSH descriptor Hypertension, this term only
- #46 MeSH descriptor Blood Glucose, this term only
- #47 MeSH descriptor Hyperglycemia, this term only
- #48 MeSH descriptor Cholesterol, this term only
- #49 MeSH descriptor Cholesterol, Dietary, this term only
- #50 MeSH descriptor Cholesterol, HDL, this term only
- #51 MeSH descriptor Cholesterol, LDL, this term only
- #52 MeSH descriptor Cholesterol, VLDL, this term only
- #53 MeSH descriptor Cholesterol Esters, this term only
- #54 MeSH descriptor Hypercholesterolemia, this term only
- #55 MeSH descriptor Hyperlipidemias explode all trees
- #56 MeSH descriptor Body Weight Changes explode all trees
- #57 MeSH descriptor Harm Reduction, this term only

- #58 MeSH descriptor Overnutrition explode all trees
- #59 MeSH descriptor Overweight explode all trees
- #60 MeSH descriptor Obesity explode all trees
- #61 (non-communicable or "non communicable" or chronic or weight* or overweight or "over weight" or overeat or "over eat" or bmi or obes* or "blood pressure" or hypertensi* or "blood glucose" or hyperglyc?mi* or cholester* or hypercholester* or hyperlipid?emia*):ti
- #62 (non-communicable or "non communicable" or chronic or weight* or overweight or "over weight" or overeat or "over eat" or bmi or obes* or "blood pressure" or hypertensi* or "blood glucose" or hyperglyc?mi* or cholester* or hypercholester* or hyperlipid?emia*):ab
- #63 (#44 OR #45 OR #46 OR #47 OR #48 OR #49 OR #50 OR #51 OR #52 OR #53 OR #54 OR #55 OR #56 OR #57 OR #58 OR #59 OR #60 OR #61 OR #62)
- #64 (econom* or finance* or cost or costs or costing or pric* or monetis* or income* or wage* or salar* or expenditure* or time* or tax* or subsid* or credit* or cash or transfer or payment or welfare or benefit* or incentiv* or disincentiv* or remunerat* or retail* or sale* or promo* or consumer* or consumption* or purchas* or shop* or buy* or product* or good* or service* or market*):ti
- #65 (econom* or finance* or cost or costs or costing or pric* or monetis* or income* or wage* or salar* or expenditure* or time* or tax* or subsid* or credit* or cash or transfer or payment or welfare or benefit* or incentiv* or disincentiv* or remunerat* or retail* or sale* or promo* or consumer* or consumption* or purchas* or shop* or buy* or product* or good* or service* or market*):ab
- #66 (#64 OR #65)
- #67 (#28 AND #66)
- #68 (#43 AND #66)
- #69 (#63 AND #66)
- #70 (#67 OR #68 OR #69)

Database of Promoting Health Effectiveness Reviews (EPPI-Centre). 11/07/2011:
1,604 Records.

"nutri*" or "calori*" or "diet*" or "food*" or "eat*" or "meal*" or "snack*" or "cook*" or "restaurant*" or "supermarket*" or "cafe*" or "drink*" or "beverage*" or "exercise*" or "train*" or "activit*" or "fit*" or "endur*" or exertion or aerobic or "strength*" or "flexib*" or "balance*" or "recreation*" or "leisure" or "play" or "energ*" or "walk*" or hike or hiking or climbing or "run*" or "jog*" or "swim*" or "aqua*" or "bicycl*" or "cycl*" or "bike*" or biking or "gym*" or rowing or "canoe*" or "kayak*" or sailing or "windsurf*" or "surf*" or diving or "sport*" or "roller*" or skating or skiing or yoga or pilates or calisthenics or "jump*" or "lift*" or circuit or resistance or resilience or dance or dancing or fishing or hunting or shooting or cardiorespiratory or sedentary or deskbound or "inactiv*" or "non communicable" or "non-communicable" or chronic or "weight*" or overweight or "over weight" or overeat or "over eat" or bmi or "obes*" or "blood pressure" or "hypertensi*" or "blood glucose" or "hyperglyc*" or "cholester*" or "hypercholester*" or "hyperlipid*" or (Focus of the report: cardiovascular or diabetes or healthy eating or leisure or obesity or physical activity)