

# Ligand-Enabled Catalytic C–H Arylation of Aliphatic Amines via a Four Membered Ring Cyclopalladation Pathway

Chuan He and Matthew J. Gaunt\*

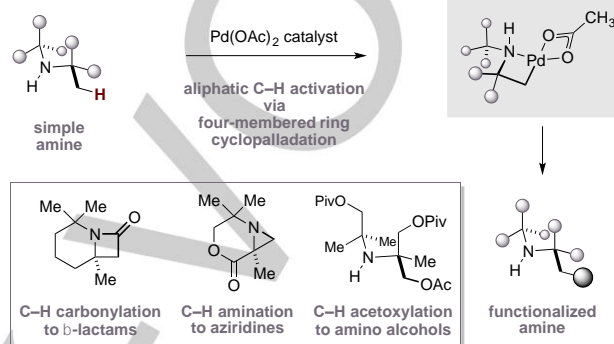
**Abstract:** A palladium-catalyzed C–H arylation of aliphatic amines with arylboronic esters is described via a four membered ring cyclopalladation pathway. Crucial to the successful outcome of this reaction is the action of an amino acid derived ligand. A range of hindered secondary amines and arylboronic esters are compatible with this process and the products of the arylation can be advanced to complex polycyclic molecules via sequential C–H activation reactions.

The development of new catalytic methods that enable the functionalization of aliphatic C–H bonds is an important challenge to the continued advance of chemical synthesis.<sup>[1,2]</sup> Central to many of the developments in this area is the facilitating role of polar functional groups that steer the C–H bond cleavage via a process called cyclometallation.<sup>[3]</sup> Among many elegant developments, palladium catalyzed aliphatic C–H activation directed by synthetically versatile functionalities such as carboxylic acid derivatives,<sup>[4]</sup> hydroxyl motifs<sup>[5]</sup> and oximes<sup>[6]</sup> have been the focus of most attention and have delivered numerous new transformations through a variety of activation modes. In contrast, the use of the amine functionality as a directing group for cyclopalladation is less common,<sup>[3b,7]</sup> which is surprising given their importance to the function of biologically relevant molecules, and most successful cases require protecting groups or auxiliaries to modulate the metal binding properties of the nucleophilic nitrogen motif.<sup>[8]</sup> As a result, catalytic strategies for the C–H activation of aliphatic amines remain underdeveloped.

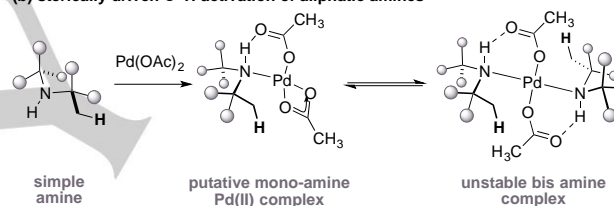
Recently, we reported that secondary aliphatic amines can undergo C–H activation through a distinct four-membered ring cyclopalladation pathway (Scheme 1a).<sup>[9]</sup> Key to the success of this unusual C–H activation is the steric hindrance around the secondary amine motif. We believe these interactions promote the formation of the putative mono-amine-Pd(II) complex as a result of destabilizing usually more favourable bis-amine palladium complex (Scheme 1b). This novel activation process enabled the development of catalytic C–H carbonylation and C–H amination processes to strained nitrogen heterocycles and C–H acetoxylation to amino alcohol derivatives (Scheme 1a). As part of the evolution of this distinct C–H activation mode we questioned whether we could expand the toolbox of direct functionalization reactions to an arylation process.<sup>[4a,10]</sup> In

addition, the novel products would represent highly substituted variants of the the biologically relevant phenethylamine scaffold.<sup>[11]</sup>

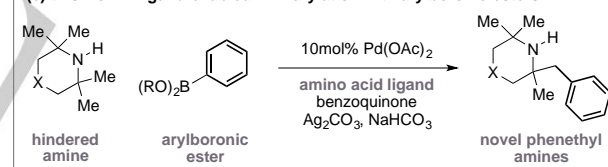
## (a) previous work – palladium catalyzed C–H activation of aliphatic amines



## (b) sterically driven C–H activation of aliphatic amines



## (c) this work – ligand enabled C–H arylation with arylboronic esters



**Scheme 1.** Palladium catalyzed C–H activation of aliphatic amines.

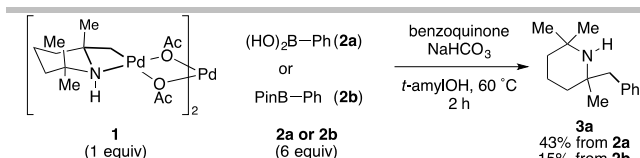
Herein, we report the development of a palladium-catalyzed C–H arylation of secondary aliphatic amines with arylboronic esters (Scheme 1c). Crucial to the successful outcome of this reaction is an amino acid ligand for the palladium catalyst,<sup>[12]</sup> which also underpins preliminary studies towards enantioselective reaction. Furthermore, the arylated products provide a platform for further catalytic C–H activation reactions that readily generate previously unexplored complex amines that could be attractive to practitioners of medicinal chemistry.

At the outset of our studies, stoichiometric reactions between a pre-formed hindered amine cyclopalladation complex (**1**) and various organoboron reagents were investigated using *t*-amyl alcohol as solvent (Scheme 2). We found that the desired reaction (to **3a**) was observed with both PhB(OH)<sub>2</sub> **2a** and Ph-BPin **2b** in the presence of benzoquinone and sodium hydrogen carbonate. Even though the yields were low, we were encouraged to find that the arylation process was viable.

[\*] Dr. C. He, Prof. M. J. Gaunt  
Department of Chemistry, University of Cambridge  
Lensfield Road, Cambridge, CB2 1EW (UK)  
E-mail: m.jg32@cam.ac.uk  
Homepage: <http://www-gaunt.ch.cam.ac.uk>

[\*\*] We are grateful to EPSRC (C. H. & M. J. G.), ERC (M. J. G.) and the Marie Curie Foundation (C. H.) for funding. Mass spectrometry data were acquired at the EPSRC UK National Mass Spectrometry Facility at Swansea University.

Supporting information for this article is given via a link at the end of the document.



**Scheme 2.** Initial screening for arylation. PhBPin = phenylboronic acid pinacol ester.

Based on these findings, initial catalytic conditions were examined, with 10mol% of Pd(OAc)<sub>2</sub> and using Ag<sub>2</sub>CO<sub>3</sub> as oxidant, based on conditions originally reported by Yu et al (Table 1).<sup>[13]</sup> Despite initial failure using PhB(OH)<sub>2</sub> **2a**, we did find that the reaction of PhBPin **2b** in combination with amino acid derivatives, recently introduced by Yu and coworkers as enabling ligands for C–H activation with palladium complexes,<sup>[12]</sup> showed a dramatic improvement in conversion to the desired product **3a** (entries 3–5). In addition, we also observed significant quantities of the corresponding diarylation product **4a**, where the second arylation takes place on the ortho sp<sup>2</sup> carbon atom of the new phenyl group. However, by changing the stoichiometry of the reaction and an extensive screen of reaction parameters (see Supporting Information for details), optimal conditions were found to involve the use of *N*-acetyl phenylalanine as ligand to produce arylated amine **3a** in 61% yield (entries 6–9).

**Table 1.** Selected optimization for C–H arylation.

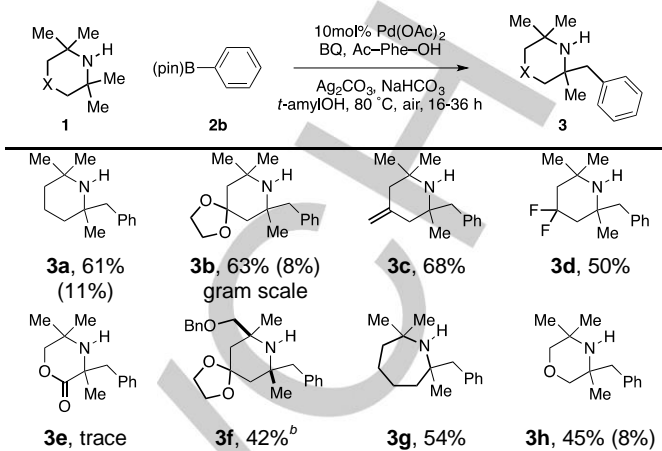
Entry	Equiv of <b>1a</b>	Equiv of <b>2</b>	Ligand <b>5</b> (20mol%)	Yield <b>3a, 4a</b> (%) <sup>[a]</sup>
1	1.0	<b>2a</b> (1.5)	none	0, 0
2	1.0	<b>2b</b> (1.5)	none	3, 0
3	1.0	<b>2b</b> (1.5)	Ac–Gly–OH <b>5a</b>	33, 19
4	1.0	<b>2b</b> (1.5)	Ac–Val–OH <b>5b</b>	34, 21
5	1.0	<b>2b</b> (1.5)	Ac–Leu–OH <b>5c</b>	35, 19
6	2.0	<b>2b</b> (1.0)	Ac–Gly–OH <b>5a</b>	50, 7
7	2.0	<b>2b</b> (1.0)	Ac–Val–OH <b>5b</b>	56, 10
8	2.0	<b>2b</b> (1.0)	Ac–Leu–OH <b>5c</b>	53, 10
9 <sup>[b]</sup>	2.0	<b>2b</b> (1.0)	Ac–Phe–OH <b>5d</b>	61, 11

[a] Yield determined by GC or <sup>1</sup>H NMR against triphenylmethane as internal standard. [b] Reaction at 80 °C.

In assessing the scope of the catalytic reaction, we found that a modest range readily available amines derivatives were suitable substrates for the C–H arylation (Table 2). Besides the standard piperidine derivatives (**3a**, **3b**), methylenepiperidine (**3c**) and fluorinated piperidine (**3d**) derivatives could also be readily tolerated to yield from 50% to 68%. It is noteworthy that the gram scale reaction starting from 10 mmol **2b** could produce 1.73 g mono-arylation product **3b**. Surprisingly, almost no reaction was seen with the morpholinone derivative (to form **3e**), despite our previous success with this type of amine, and acyclic and less hindered amines were unreactive under these conditions.<sup>[14]</sup> However, we were pleased to find that a functionalized piperidine derivative (**3f**), a seven-membered-ring azepine (**3g**) and a morpholine scaffold (**3h**), all productively form the corresponding arylated products, and constitute

hindered and previously unexplored variants of the pharmaceutically relevant phenethyl amine motif.

**Table 2.** Scope of amine phenylation.<sup>[a]</sup>

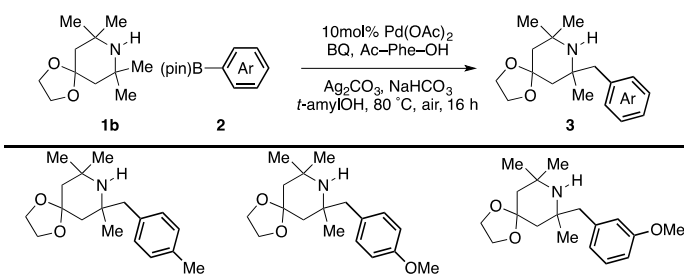


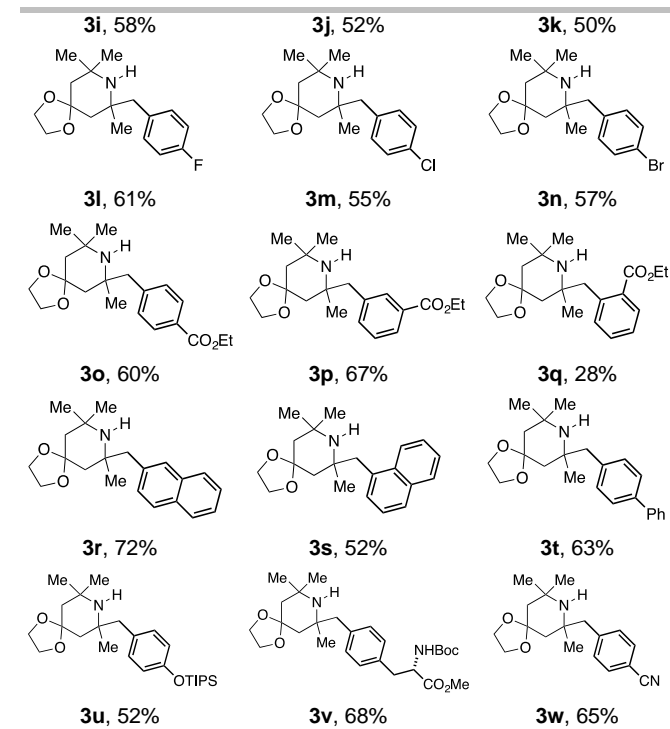
[a] Yields are of isolated products. Yields in brackets are of the diarylation products. [b] 1.36:1 mixture of regio-isomers observed. The other isomer results from arylation on the methyl group closest to the CH<sub>2</sub>OBn. See SI for details.

We next explored the range of aryl groups that could be transferred as part of this process (Table 3). The reaction was readily extended to a variety of arylboronic acid pinacol esters (ArBPins) in good yields. ArBPins with substituents at the meta (**3k**, **3p**) and para (**3i**, **3j**, **3l–3o**, **3t–3w**) position of the aromatic ring afforded the desired products in good yields, while the ortho substituents lowered the reactivity (**3q**), presumably due to a deleterious steric effect. Both electron-withdrawing and electron-donating substituted groups on the aromatic ring of ArBPins were well tolerated, and ArBPins displaying halogen substituents could also be introduced to give the desired arylation products (**3l–3n**). Extended aromatic groups (**3r–3t**) as well as more functionally complex ArBPins could also be transformed into the amine scaffold (**3u**, **3v**). Unfortunately, heteroarylboronates that contained pyridine- or thiophene-type motives were unreactive under these conditions.

In order to increase the complexity of the arylamine products generated from this reaction we sought to exploit the pathway through which the diarylation side product (**4**) was formed. We questioned whether the, previously deleterious, second cyclopalladation pathway could be harnessed to enable a subsequent C–H activation event with a different coupling partner. Towards this, we found that C–H carbonylation,<sup>[15]</sup> C–H alkenylation<sup>[16]</sup> and C–H alkynylation<sup>[17]</sup> reactions on aryl amine **3b** successfully led to functionalization on the ortho position of the newly installed phenyl group, forming a range of architecturally complex scaffolds (Scheme 3, **6–8**).

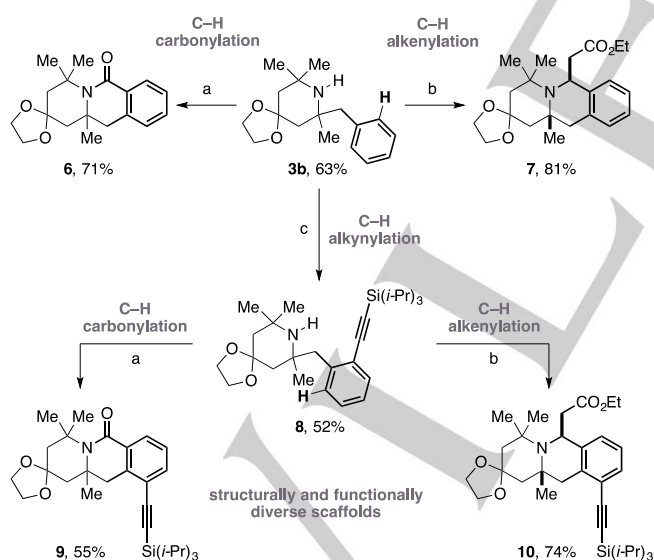
**Table 3.** Scope of aryl transfer.<sup>[a]</sup>





[a] Yields are of isolated products.

Moreover, we could extend this sequential strategy further by performing either C–H carbonylation or C–H alkenylation on amine **8** to form polycyclic amine products **9** and **10**. Taken together, these sequential C–H activation processes provide direct access to a structural and functionally diverse series of complex amine products prepared in only three steps from a readily available amine starting material.<sup>[18]</sup>

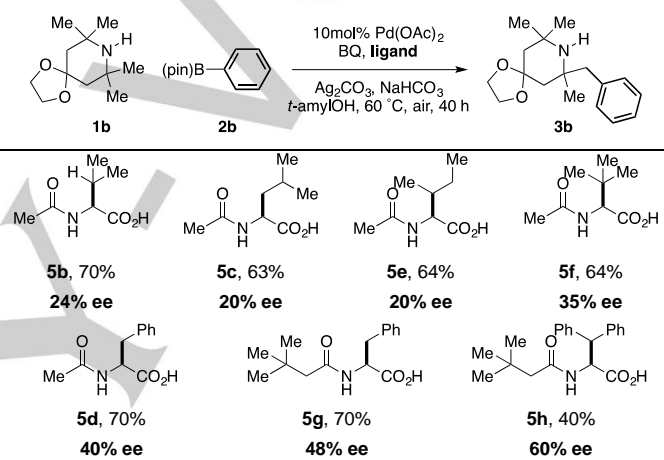


**Scheme 3.** Sequential C–H activation. Reagents and conditions: (a) 10mol% Pd(OAc)<sub>2</sub>, CO (1 atm.), AgOAc, PhMe, 110 °C, 48 h; (b) 10mol% Pd(OAc)<sub>2</sub>, ethyl acrylate, Ag<sub>2</sub>CO<sub>3</sub>, PivOH, DCE, 120 °C, air, 48 h; (c) 10mol% Pd(OAc)<sub>2</sub>, (bromoethynyl)tri-isopropylsilane, bi-phenyl-2-carboxylic acid, KHCO<sub>3</sub>, DCE, 100 °C, N<sub>2</sub>, 24 h.

Finally, we investigated the potential for an asymmetric C–H arylation on the basis that Yu et al have provided numerous examples wherein the amino acid derived ligands can provide

asymmetric induction.<sup>[19]</sup> We screened a range of amino acid ligands under similar conditions (at 60 rather than 80 °C) and a selection of ligands assessed is shown in Table 4 (see also the Supporting information for more details). We found that the (L)-phenylalanine derived ligands **5d** gave the best yield and a maximum enantiomeric excess of 40% (Table 4). Interestingly, only *N*-acyl substituents displayed any reactivity, and we found that increasing the bulk of the *N*-acyl group resulted in a modest improvement to 48% ee (**5g**). Further improvement was gained by changing the amino acid to β-phenyl-phenylalanine combined with the bulky acyl side chain and now a 60% ee was obtained (**5h**). At this stage, we need further mechanistic evidence to help us rationally design new ligands for this enantioselective transformation, but the results presented here represent a rare example of catalytic enantioselective arylation and provide an exciting starting point for further development.<sup>[20]</sup>

**Table 4.** Towards enantioselective C–H arylation.<sup>[a]</sup>



[a] See Supporting Information for details. Yield determined by <sup>1</sup>H NMR against triphenylmethane as internal standard.

In summary, we have developed a new palladium-catalyzed C–H arylation of aliphatic amines. Central to the success of this reaction is the presence of amino acid derived ligands. The process works for a variety of hindered amines and arylboronic esters to generate novel cyclic arylated amines. We believe that this palladium-catalyzed C–H functionalization proceeds through a four-membered-ring cyclometallation pathway and we have demonstrated the basis of a catalytic enantioselective reaction. Furthermore, linking the C(sp<sup>3</sup>)–H arylation and iterative divergent C(sp<sup>2</sup>)–H functionalization reactions provides a facile and straightforward tactic for the rapid construction of complex molecules.

## Experimental Section

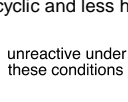
**General Procedure for the Catalytic C–H Arylation:** In a 10 mL vial equipped with stir bar, arylboronic acid pinacol ester (0.2 mmol), Pd(OAc)<sub>2</sub> (4.5 mg, 0.02 mmol), Ac-(L)-Phe-OH (8.3 mg, 0.04 mmol), NaHCO<sub>3</sub> (67.3 mg, 0.8 mmol), Ag<sub>2</sub>CO<sub>3</sub> (110.3 mg, 0.4 mmol), and 1,4-benzoquinone (10.8 mg, 0.1 mmol) were combined, followed by the addition of *t*-amyl-OH (1 mL) and amine substrates (0.4 mmol). Then the vial was sealed under air with a screw cap and Teflon septum, and placed in a pre-heated oil bath at the described temperature stirred for the stated time. The reaction mixture was cooled to room temperature and filtered through celite, eluting with ethyl acetate. The filtrates were further filtered through SCX-2, eluting with methanol and then ammonia methanol solution. The ammonia methanol solution filtrate was

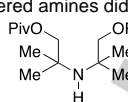


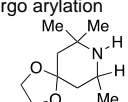
concentrated *in vacuo* to recover the amine compounds from the crude mixture. The mixture of amines was then purified by flash column chromatography ( $\text{Et}_3\text{N}$  washed silica gel column) under the stated conditions to provide the pure arylation product.

**Keywords:** palladium • C–H arylation • aliphatic amines • amino acid derived ligand • homogeneous catalysis

- [1] a) C. Jia, T. Kitamura, Y. Fujiwara, *Acc. Chem. Res.* **2001**, *34*, 633–639; b) K. Godula, D. Sames, *Science* **2006**, *312*, 67–72; c) H. M. L. Davies, J. R. Manning, *Nature* **2008**, *451*, 417–424; d) H. M. L. Davies, J. Du Bois, J.-Q. Yu, *Chem. Soc. Rev.* **2011**, *40*, 1855–1856; e) J. Yamaguchi, A. D. Yamaguchi, K. Itami, *Angew. Chem., Int. Ed.* **2012**, *51*, 8960–9009; f) I. A. I. Mkhaliid, J. H. Barnard, T. B. Marder, J. M. Murphy, J. F. Hartwig, *Chem. Rev.* **2010**, *110*, 890–931; g) J. Wencel-Delord, F. Glorius, *Nat. Chem.* **2013**, *5*, 369–375; h) X. Chen, K. M. Engle, D.-H. Wang, J.-Q. Yu, *Angew. Chem., Int. Ed.* **2009**, *48*, 5094–5115; i) T. W. Lyons, M. S. Sanford, *Chem. Rev.* **2010**, *110*, 1147–1169; j) L. Ackermann, *Chem. Rev.* **2011**, *111*, 1315–1345; k) D. A. Colby, R. G. Bergman, J. A. Ellman, *Chem. Rev.* **2010**, *110*, 624–655; l) L. McMurray, F. O'Hara, M. J. Gaunt, *Chem. Soc. Rev.* **2011**, *40*, 1885–1898.
- [2] a) R. Jazzar, J. Hitce, A. Renaudat, J. Sofack-Kreutzer, O. Baudoin, *Chem.–Eur. J.* **2010**, *16*, 2654–2672; b) H. Li, B.-J. Li, Z.-J. Shi, *Catal. Sci. Technol.* **2011**, *1*, 191–206; c) M. Wasa, K. M. Engle, J.-Q. Yu, *Isr. J. Chem.* **2010**, *50*, 605–616. d) O. Baudoin, *Chem. Soc. Rev.* **2011**, *40*, 4902–4911.
- [3] a) A. E. Shilov, G. B. Shul'pin, *Chem. Rev.* **1997**, *97*, 2879–2932; b) A. D. Ryabov, *Chem. Rev.* **1990**, *90*, 403–424; c) J. Dupont, C. S. Consorti, J. Spencer, *Chem. Rev.* **2005**, *105*, 2527–2571.
- [4] a) R. Giri, N. Maugel, J.-J. Li, D.-H. Wang, S. P. Breazzano, L. B. Saunders, J.-Q. Yu, *J. Am. Chem. Soc.* **2007**, *129*, 3510–3511; b) H. A. Chiong, Q.-N. Pham, O. Daugulis, *J. Am. Chem. Soc.* **2007**, *129*, 9879–9884.
- [5] a) Y. Lu, D.-H. Wang, K. M. Engle, J.-Q. Yu, *J. Am. Chem. Soc.* **2010**, *132*, 5916–5921; b) X. Wang, Y. Lu, H.-X. Dai, J.-Q. Yu, *J. Am. Chem. Soc.* **2010**, *132*, 12203–12205; c) E. M. Simmons, J. F. Hartwig, *Nature* **2012**, *483*, 70–73.
- [6] a) L. V. Desai, K. L. Hull, M. S. Sanford, *J. Am. Chem. Soc.* **2004**, *126*, 9542–9543; b) Z. Ren, F. Mo, G. Dong, *J. Am. Chem. Soc.* **2012**, *134*, 16991–16994.
- [7] a) A. D. Ryabov, I. K. Sakodinskaya, A. K. Yatsimirsky, *J. Chem. Soc., Dalton Trans.* **1985**, 2629–2638; b) K. Orito, A. Horibata, T. Nakamura, H. Ushito, H. Nagasaki, M. Yuguchi, S. Yamashita, M. Tokuda, *J. Am. Chem. Soc.* **2004**, *126*, 14342–14343; c) J. Albert, X. Ariza, T. Calvet, M. Font-Bardia, J. Garcia, J. Granell, A. Lamela, B. Lopez, M. Martinez, L. Ortega, A. Rodriguez, D. Santos, *Organometallics* **2013**, *32*, 649–659.
- [8] a) O. Daugulis, H.-Q. Do, D. Shabashov, *Acc. Chem. Res.* **2009**, *42*, 1074–1086; b) G. Rouquet, N. Chatani, *Angew. Chem., Int. Ed.* **2013**, *52*, 11726–11743. c) G. He, G. Chen, *Angew. Chem., Int. Ed.* **2011**, *50*, 5192–5196; d) J.-J. Li, T.-S. Mei, J.-Q. Yu, *Angew. Chem., Int. Ed.* **2008**, *47*, 6452–6455; e) X. Ye, Z. He, T. Ahmed, K. Weise, N. G. Akhmedov, J. L. Petersen, X. Shi, *Chem. Sci.* **2013**, *4*, 3712–3716; f) C. Wang, C. Chen, J. Zhang, J. Han, Q. Wang, K. Guo, P. Liu, M. Guan, Y. Yao, Y. Zhao, *Angew. Chem., Int. Ed.* **2014**, *53*, 9884–9888; g) N. Rodriguez, J. A. Romero-Revilla, M. A. Fernandez-Ibanez, J. C. Carretero, *Chem. Sci.* **2013**, *4*, 175–179.
- [9] a) A. McNally, B. Haffemayer, B. S. L. Collins, M. J. Gaunt, *Nature* **2014**, *510*, 129–133. b) A. P. Smalley, M. J. Gaunt, *J. Am. Chem. Soc.* **2015**, *137*, 10632–10641.
- [10] a) A. Lazareva, O. Daugulis, *Org. Lett.* **2006**, *8*, 5211–5213; b) V. G. Zaitsev, D. Shabashov, O. Daugulis, *J. Am. Chem. Soc.* **2005**, *127*, 13154–13155; c) D.-H. Wang, M. Wasa, R. Giri, J.-Q. Yu, *J. Am. Chem. Soc.* **2008**, *130*, 7190–7191.
- [11] F. Zaragoza Dörwald, (2012) Phenethylamines (2-Phenylethylamines), in *Lead Optimization for Medicinal Chemists: Pharmacokinetic Properties of Functional Groups and Organic Compounds*, Wiley-VCH Verlag GmbH & Co. KGaA, Weinheim, Germany.
- [12] a) K. M. Engle, D.-H. Wang, J.-Q. Yu, *J. Am. Chem. Soc.* **2010**, *132*, 14137–14151; b) K. M. Engle, P. S. Thuy-Boun, M. Dang, J.-Q. Yu, *J. Am. Chem. Soc.* **2011**, *133*, 18183–18193.
- [13] K. S. L. Chan, M. Wasa, L. Chu, B. N. Laforteza, M. Miura, J.-Q. Yu, *Nat. Chem.* **2014**, *6*, 146–150.
- [14] Acyclic and less hindered amines did not undergo arylation
- unreactive under these conditions






- [15] B. Haffemayer, M. Gulias, M. J. Gaunt, *Chem. Sci.* **2011**, *2*, 312–315.
- [16] Q. Wang, J. Han, C. Wang, J. Zhang, Z. Huang, D. Shi, Y. Zhao, *Chem. Sci.* **2014**, *5*, 4962–4967.
- [17] Y. Zhao, G. He, W. A. Nack, G. Chen, *Org. Lett.* **2012**, *14*, 2948–2951.
- [18] A. Nadin, C. Hattotuwigama, I. Churcher, *Angew. Chem., Int. Ed.* **2012**, *51*, 1114–1122.
- [19] a) R. Giri, B.-F. Shi, K. M. Engle, N. Maugel, J.-Q. Yu, *Chem. Soc. Rev.* **2009**, *38*, 3242–3272; b) K. M. Engle, J.-Q. Yu, *J. Org. Chem.* **2013**, *78*, 8927–8955.
- [20] a) M. Wasa, K. M. Engle, D. W. Lin, E. J. Yoo, J.-Q. Yu, *J. Am. Chem. Soc.* **2011**, *133*, 19598–19601; b) K. S. L. Chan, H.-Y. Fu, J.-Q. Yu, *J. Am. Chem. Soc.* **2015**, *137*, 2042–2046; c) D. Katayev, M. Nakanishi, T. Buerge, E. P. Kuendig, *Chem. Sci.* **2012**, *3*, 1422–1425; d) T. Saget, N. Cramer, *Angew. Chem., Int. Ed.* **2012**, *51*, 12842–12845; e) R. Shintani, H. Otomo, K. Ota, T. Hayashi, *J. Am. Chem. Soc.* **2012**, *134*, 7305–7308; f) D.-W. Gao, Q. Yin, Q. Gu, S.-L. You, *J. Am. Chem. Soc.* **2014**, *136*, 4841–4844; g) L. Liu, A.-A. Zhang, R.-J. Zhao, F. Li, T.-J. Meng, N. Ishida, M. Murakami, W.-X. Zhao, *Org. Lett.* **2014**, *16*, 5336–5338; h) J. Kim, M. Sim, N. Kim, S. Hong, *Chem. Sci.* **2015**, *6*, 3611–3616; i) Z.-Q. Lin, W.-Z. Wang, S.-B. Yan, W.-L. Duan, *Angew. Chem., Int. Ed.* **2015**, *54*, 6265–6269.

Entry for the Table of Contents (Please choose one layout)

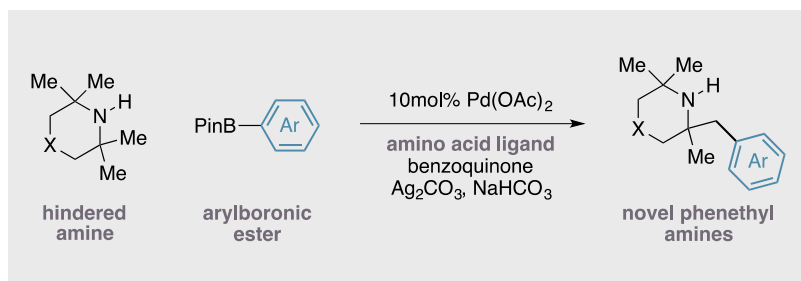
Layout 2:

## COMMUNICATION

C. He, M. J. Gaunt \*

Page No. – Page No.

**Ligand-Enabled Catalytic C–H  
Arylation of Aliphatic Amines via a  
Four Membered Ring  
Cyclopalladation Pathway**



A palladium-catalyzed C–H arylation of aliphatic amines with arylboronic esters is described via a four membered ring cyclopalladation pathway. Crucial to the successful outcome of this reaction is the action of an amino acid derived ligand. A range of hindered secondary amines and arylboronic esters are compatible with this process and the products of the arylation can be advanced to complex polycyclic molecules via sequential C–H activation reactions.